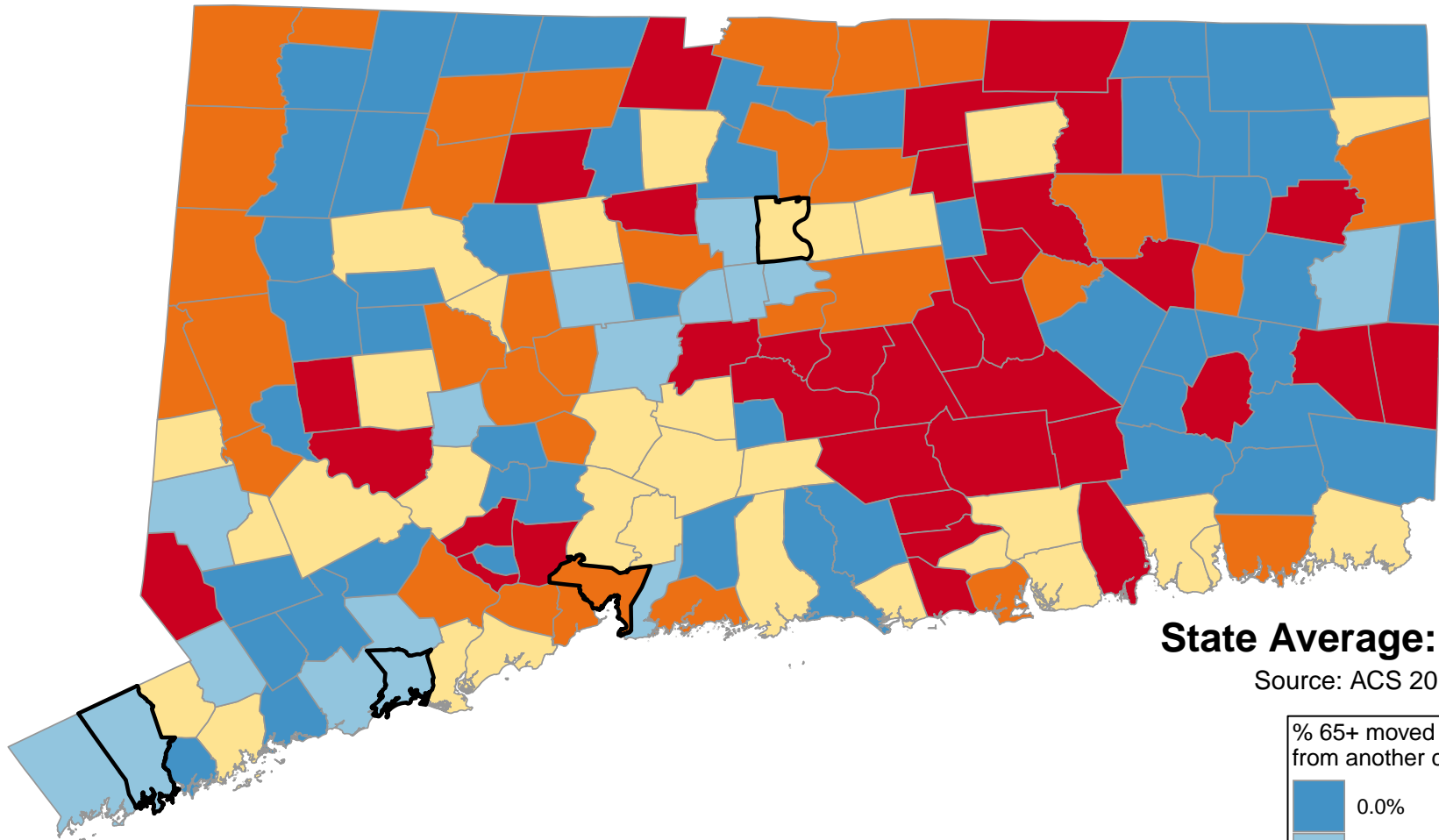


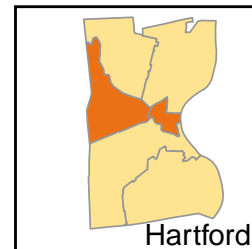
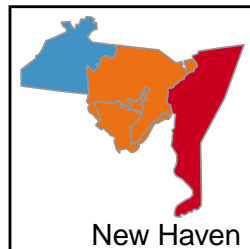
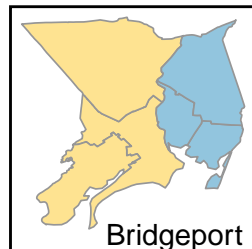
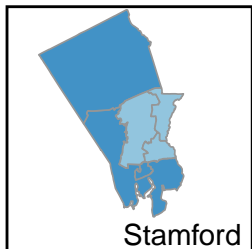
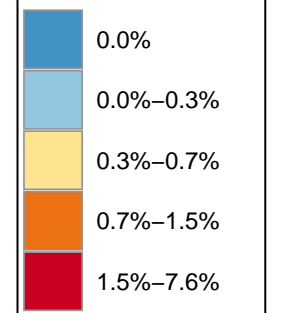
Percentage of Population Age 65+ Years who Moved from Another County



State Average: 0.8%

Source: ACS 2014–2018

% 65+ moved from another county



Questions or ideas?
Beth.Dugan@umb.edu
12/2020

% 65+ Moved from Different County in Last Year

Andover	2.22%	Durham	0.49%	Lyme	0.69%	Pomfret	0%	Warren	0%
Ansonia	0%	East Granby	0%	Madison	0%	Portland	4.04%	Washington	0%
Ashford	0%	East Haddam	2.17%	Manchester	0.42%	Preston	0%	Waterbury	0.99%
Avon	1.99%	East Hampton	3.10%	Mansfield	0.95%	Prospect	1.42%	Waterford	0.44%
Barkhamsted	1.03%	East Hartford	0.61%	Marlborough	3.48%	Putnam	0.59%	Watertown	1.06%
Beacon Falls	0%	East Haven	0.18%	Meriden	0.67%	Redding	0%	West Hartford	0.24%
Berlin	2.61%	East Lyme	2.37%	Middlebury	0.12%	Ridgefield	1.60%	West Haven	0.92%
Bethany	0%	East Windsor	0%	Middlefield	0%	Rocky Hill	1.45%	Westbrook	4.39%
Bethel	0.69%	Eastford	0%	Middletown	2.08%	Roxbury	5.30%	Weston	0%
Bethlehem	0%	Easton	0%	Milford	0.68%	Salem	1.90%	Westport	0%
Bloomfield	0%	Ellington	2.38%	Monroe	0%	Salisbury	1.20%	Wethersfield	0.28%
Bolton	0%	Enfield	1.30%	Montville	0%	Scotland	1.47%	Willington	1.85%
Bozrah	0%	Essex	0.37%	Morris	0%	Seymour	2.46%	Wilton	0.10%
Branford	0.88%	Fairfield	0.21%	Naugatuck	0%	Sharon	1.01%	Winchester	1.12%
Bridgeport	0.30%	Farmington	1.32%	New Britain	0.18%	Shelton	1.37%	Windham	2.26%
Bridgewater	0%	Franklin	0%	New Canaan	0.59%	Sherman	1.42%	Windsor	0.93%
Bristol	0.29%	Glastonbury	0.93%	New Fairfield	0.37%	Simsbury	0.59%	Windsor Locks	0%
Brookfield	0.79%	Goshen	0%	New Hartford	3.67%	Somers	0.76%	Wolcott	1.08%
Brooklyn	1.91%	Granby	2.06%	New Haven	1.14%	South Windsor	1.31%	Woodbridge	1.48%
Burlington	0.63%	Greenwich	0.28%	New London	0.47%	Southbury	2.37%	Woodbury	0.43%
Canaan	0%	Griswold	2.19%	New Milford	1.06%	Southington	0.12%	Woodstock	0%
Canterbury	0%	Groton	1.37%	Newington	0.02%	Sprague	0%		
Canton	0%	Guilford	0.37%	Newtown	0.45%	Stafford	3.20%	Neighborhoods	
Chaplin	0%	Haddam	4.24%	Norfolk	0%	Stamford	0.16%	Bridgeport Area1	0.33%
Cheshire	0.75%	Hamden	0.45%	North Branford	0%	Sterling	0%	Bridgeport Area2	0.33%
Chester	7.58%	Hampton	0%	North Canaan	0.91%	Stonington	0.61%	Bridgeport Area3	0.23%
Clinton	0.39%	Hartford	0.66%	North Haven	0.31%	Stratford	0.44%	Hartford Area1	0.31%
Colchester	2.04%	Hartland	0%	North Stonington	0%	Suffield	0.83%	Hartford Area2	1.28%
Colebrook	0%	Harwinton	0%	Norwalk	0.33%	Thomaston	0.69%	Hartford Area3	0.59%
Columbia	1.05%	Hebron	3.10%	Norwich	2.06%	Thompson	0%	New Haven Area1	0%
Cornwall	0%	Kent	1.11%	Old Lyme	0.40%	Tolland	0.41%	New Haven Area2	1.00%
Coventry	2.12%	Killingly	1.47%	Old Saybrook	1.26%	Torrington	0.76%	New Haven Area3	2.04%
Cromwell	3.76%	Killingworth	0%	Orange	0.79%	Trumbull	0.01%	Stamford Area1	0%
Danbury	0.20%	Lebanon	0%	Oxford	0.64%	Union	0%	Stamford Area2	0%
Darien	0%	Ledyard	0%	Plainfield	0.19%	Vernon	2.96%	Stamford Area3	0.21%
Deep River	1.99%	Lisbon	0%	Plainville	0%	Voluntown	2.50%		
Derby	3.98%	Litchfield	0.65%	Plymouth	0.75%	Wallingford	0.46%		

% 65+ Moved from Different County in Last Year (Ranked)

Chester	7.58%	Rocky Hill	1.45%	Meriden	0.67%	Stamford	0.16%	Monroe	0%
Roxbury	5.30%	Prospect	1.42%	Hartford	0.66%	Middlebury	0.12%	Montville	0%
Westbrook	4.39%	Sherman	1.42%	Litchfield	0.65%	Southington	0.12%	Morris	0%
Haddam	4.24%	Groton	1.37%	Oxford	0.64%	Wilton	0.10%	Naugatuck	0%
Portland	4.04%	Shelton	1.37%	Burlington	0.63%	Newington	0.02%	Norfolk	0%
Derby	3.98%	Farmington	1.32%	Stonington	0.61%	Trumbull	0.01%	North Branford	0%
Cromwell	3.76%	South Windsor	1.31%	East Hartford	0.61%	Ansonia	0%	North Stonington	0%
New Hartford	3.67%	Enfield	1.30%	Putnam	0.59%	Ashford	0%	Plainville	0%
Marlborough	3.48%	Old Saybrook	1.26%	Simsbury	0.59%	Beacon Falls	0%	Pomfret	0%
Stafford	3.20%	Salisbury	1.20%	New Canaan	0.59%	Bethany	0%	Preston	0%
East Hampton	3.10%	New Haven	1.14%	Durham	0.49%	Bethlehem	0%	Redding	0%
Hebron	3.10%	Winchester	1.12%	New London	0.47%	Bloomfield	0%	Sprague	0%
Vernon	2.96%	Kent	1.11%	Wallingford	0.46%	Bolton	0%	Sterling	0%
Berlin	2.61%	Wolcott	1.08%	Hamden	0.45%	Bozrah	0%	Thompson	0%
Voluntown	2.50%	Watertown	1.06%	Newtown	0.45%	Bridgewater	0%	Union	0%
Seymour	2.46%	New Milford	1.06%	Stratford	0.44%	Canaan	0%	Warren	0%
Ellington	2.38%	Columbia	1.05%	Waterford	0.44%	Canterbury	0%	Washington	0%
East Lyme	2.37%	Barkhamsted	1.03%	Woodbury	0.43%	Canton	0%	Weston	0%
Southbury	2.37%	Sharon	1.01%	Manchester	0.42%	Chaplin	0%	Westport	0%
Windham	2.26%	Waterbury	0.99%	Tolland	0.41%	Colebrook	0%	Windsor Locks	0%
Andover	2.22%	Mansfield	0.95%	Old Lyme	0.40%	Cornwall	0%	Woodstock	0%
Griswold	2.19%	Windsor	0.93%	Clinton	0.39%	Darien	0%	Neighborhoods	
East Haddam	2.17%	Glastonbury	0.93%	Guilford	0.37%	East Granby	0%	New Haven Area3	2.04%
Coventry	2.12%	West Haven	0.92%	Essex	0.37%	East Windsor	0%	Hartford Area2	1.28%
Middletown	2.08%	North Canaan	0.91%	New Fairfield	0.37%	Eastford	0%	New Haven Area2	1.00%
Granby	2.06%	Branford	0.88%	Norwalk	0.33%	Easton	0%	Hartford Area3	0.59%
Norwich	2.06%	Suffield	0.83%	North Haven	0.31%	Franklin	0%	Bridgeport Area1	0.33%
Colchester	2.04%	Orange	0.79%	Bridgeport	0.30%	Goshen	0%	Bridgeport Area2	0.33%
Deep River	1.99%	Brookfield	0.79%	Bristol	0.29%	Hampton	0%	Hartford Area1	0.31%
Avon	1.99%	Torrington	0.76%	Wethersfield	0.28%	Hartland	0%	Bridgeport Area3	0.23%
Brooklyn	1.91%	Somers	0.76%	Greenwich	0.28%	Harwinton	0%	Stamford Area3	0.21%
Salem	1.90%	Plymouth	0.75%	West Hartford	0.24%	Killingworth	0%	New Haven Area1	0%
Willington	1.85%	Cheshire	0.75%	Fairfield	0.21%	Lebanon	0%	Stamford Area1	0%
Ridgefield	1.60%	Thomaston	0.69%	Danbury	0.20%	Ledyard	0%	Stamford Area2	0%
Woodbridge	1.48%	Lyme	0.69%	Plainfield	0.19%	Lisbon	0%		
Killingly	1.47%	Bethel	0.69%	East Haven	0.18%	Madison	0%	Questions ?	Beth.Dugan@umb.edu
Scotland	1.47%	Milford	0.68%	New Britain	0.18%	Middlefield	0%		https://healthyaqingdatareports.org