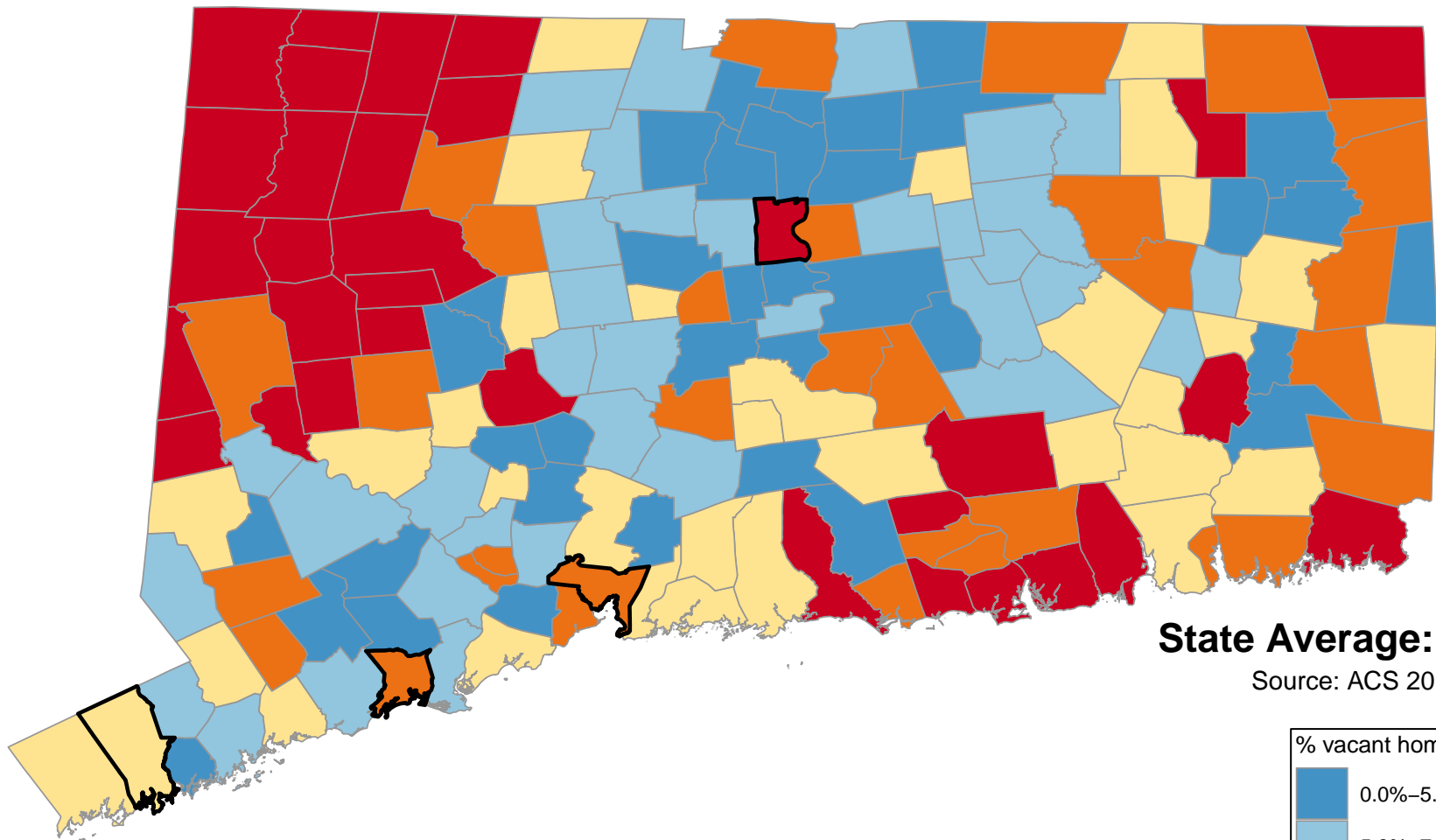
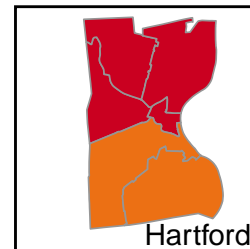
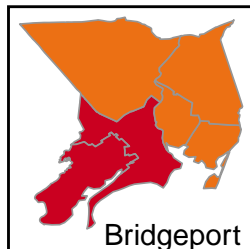
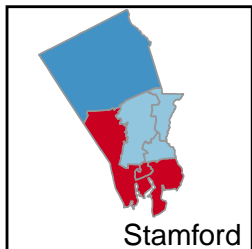
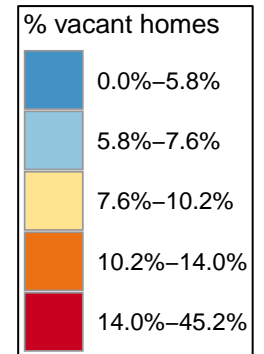


Percentage of Vacant Homes in Community



State Average: 9.6%

Source: ACS 2014–2018



Questions or ideas?
Beth.Dugan@umb.edu
12/2020

% of Vacant Homes in Community

Andover	6.58%	Durham	4.62%	Lyme	11.81%	Pomfret	2.35%	Warren	32.02%
Ansonia	10.77%	East Granby	5.43%	Madison	15.30%	Portland	11.02%	Washington	38.37%
Ashford	7.72%	East Haddam	20.11%	Manchester	6.37%	Preston	5.02%	Waterbury	14.33%
Avon	5.91%	East Hampton	10.84%	Mansfield	10.62%	Prospect	5.21%	Waterford	8.07%
Barkhamsted	6.77%	East Hartford	10.52%	Marlborough	1.76%	Putnam	11.04%	Watertown	4.70%
Beacon Falls	10.23%	East Haven	8.72%	Meriden	12.26%	Redding	12.00%	West Hartford	6.34%
Berlin	4.62%	East Lyme	15.51%	Middlebury	9.00%	Ridgefield	6.45%	West Haven	11.70%
Bethany	3.63%	East Windsor	5.40%	Middlefield	7.77%	Rocky Hill	7.07%	Westbrook	26.98%
Bethel	5.64%	Eastford	16.90%	Middletown	9.20%	Roxbury	23.97%	Weston	11.81%
Bethlehem	21.09%	Easton	2.67%	Milford	8.27%	Salem	8.55%	Westport	8.62%
Bloomfield	5.54%	Ellington	4.80%	Monroe	5.30%	Salisbury	41.41%	Wethersfield	4.87%
Bolton	6.68%	Enfield	6.39%	Montville	10.06%	Scotland	7.04%	Willington	6.55%
Bozrah	8.34%	Essex	11.03%	Morris	34.34%	Seymour	6.70%	Wilton	8.51%
Branford	10.20%	Fairfield	6.56%	Naugatuck	5.79%	Sharon	31.54%	Winchester	17.81%
Bridgeport	13.40%	Farmington	4.39%	New Britain	11.17%	Shelton	6.11%	Windham	11.13%
Bridgewater	17.82%	Franklin	7.55%	New Canaan	6.57%	Sherman	16.08%	Windsor	5.29%
Bristol	7.58%	Glastonbury	3.72%	New Fairfield	15.89%	Simsbury	3.57%	Windsor Locks	5.39%
Brookfield	6.11%	Goshen	27.00%	New Hartford	10.17%	Somers	3.67%	Wolcott	6.00%
Brooklyn	3.55%	Granby	6.30%	New Haven	11.29%	South Windsor	5.74%	Woodbridge	6.72%
Burlington	5.92%	Greenwich	8.18%	New London	13.21%	Southbury	9.01%	Woodbury	11.69%
Canaan	25.32%	Griswold	10.82%	New Milford	12.31%	Southington	5.88%	Woodstock	13.30%
Canterbury	9.50%	Groton	11.84%	Newington	3.07%	Sprague	9.73%		
Canton	6.92%	Guilford	9.42%	Newtown	6.41%	Stafford	10.76%	Neighborhoods	
Chaplin	9.63%	Haddam	9.09%	Norfolk	29.12%	Stamford	7.73%	Bridgeport Area1	12.12%
Cheshire	7.34%	Hamden	8.23%	North Branford	8.02%	Sterling	0%	Bridgeport Area2	14.90%
Chester	14.09%	Hampton	5.27%	North Canaan	17.75%	Stonington	14.63%	Bridgeport Area3	12.81%
Clinton	12.42%	Hartford	14.82%	North Haven	4.17%	Stratford	7.59%	Hartford Area1	19.38%
Colchester	7.60%	Hartland	8.75%	North Stonington	13.28%	Suffield	10.27%	Hartford Area2	14.80%
Colebrook	27.05%	Harwinton	13.99%	Norwalk	5.90%	Thomaston	4.65%	Hartford Area3	12.24%
Columbia	6.07%	Hebron	6.00%	Norwich	14.70%	Thompson	14.41%	New Haven Area1	7.92%
Cornwall	45.20%	Kent	21.35%	Old Lyme	36.05%	Tolland	5.87%	New Haven Area2	12.78%
Coventry	5.86%	Killingly	13.72%	Old Saybrook	24.93%	Torrington	13.92%	New Haven Area3	9.73%
Cromwell	5.55%	Killingworth	4.40%	Orange	3.54%	Trumbull	3.34%	Stamford Area1	4.32%
Danbury	8.48%	Lebanon	9.45%	Oxford	6.33%	Union	8.63%	Stamford Area2	14.35%
Darien	4.68%	Ledyard	8.65%	Plainfield	10.32%	Vernon	7.61%	Stamford Area3	7.43%
Deep River	10.80%	Lisbon	3.72%	Plainville	8.08%	Voluntown	10.25%		
Derby	10.95%	Litchfield	16.97%	Plymouth	10.12%	Wallingford	7.01%		

% of Vacant Homes in Community (Ranked)

Cornwall	45.20%	North Stonington	13.28%	Guilford	9.42%	Andover	6.58%	Watertown	4.70%
Salisbury	41.41%	New London	13.21%	Middletown	9.20%	New Canaan	6.57%	Darien	4.68%
Washington	38.37%	Clinton	12.42%	Haddam	9.09%	Fairfield	6.56%	Thomaston	4.65%
Old Lyme	36.05%	New Milford	12.31%	Southbury	9.01%	Willington	6.55%	Durham	4.62%
Morris	34.34%	Meriden	12.26%	Middlebury	9.00%	Ridgefield	6.45%	Berlin	4.62%
Warren	32.02%	Redding	12.00%	Hartland	8.75%	Newtown	6.41%	Killingworth	4.40%
Sharon	31.54%	Groton	11.84%	East Haven	8.72%	Enfield	6.39%	Farmington	4.39%
Norfolk	29.12%	Lyme	11.81%	Ledyard	8.65%	Manchester	6.37%	North Haven	4.17%
Colebrook	27.05%	Weston	11.81%	Union	8.63%	West Hartford	6.34%	Lisbon	3.72%
Goshen	27.00%	West Haven	11.70%	Westport	8.62%	Oxford	6.33%	Glastonbury	3.72%
Westbrook	26.98%	Woodbury	11.69%	Salem	8.55%	Granby	6.30%	Somers	3.67%
Canaan	25.32%	New Haven	11.29%	Wilton	8.51%	Brookfield	6.11%	Bethany	3.63%
Old Saybrook	24.93%	New Britain	11.17%	Danbury	8.48%	Shelton	6.11%	Simsbury	3.57%
Roxbury	23.97%	Windham	11.13%	Bozrah	8.34%	Columbia	6.07%	Brooklyn	3.55%
Kent	21.35%	Putnam	11.04%	Milford	8.27%	Hebron	6.00%	Orange	3.54%
Bethlehem	21.09%	Essex	11.03%	Hamden	8.23%	Wolcott	6.00%	Trumbull	3.34%
East Haddam	20.11%	Portland	11.02%	Greenwich	8.18%	Burlington	5.92%	Newington	3.07%
Bridgewater	17.82%	Derby	10.95%	Plainville	8.08%	Avon	5.91%	Easton	2.67%
Winchester	17.81%	East Hampton	10.84%	Waterford	8.07%	Norwalk	5.90%	Pomfret	2.35%
North Canaan	17.75%	Griswold	10.82%	North Branford	8.02%	Southington	5.88%	Marlborough	1.76%
Litchfield	16.97%	Deep River	10.80%	Middlefield	7.77%	Tolland	5.87%	Sterling	0%
Eastford	16.90%	Ansonia	10.77%	Stamford	7.73%	Coventry	5.86%	Neighborhoods	
Sherman	16.08%	Stafford	10.76%	Ashford	7.72%	Naugatuck	5.79%	Hartford Area1	19.38%
New Fairfield	15.89%	Mansfield	10.62%	Vernon	7.61%	South Windsor	5.74%	Bridgeport Area2	14.90%
East Lyme	15.51%	East Hartford	10.52%	Colchester	7.60%	Bethel	5.64%	Hartford Area2	14.80%
Madison	15.30%	Plainfield	10.32%	Stratford	7.59%	Cromwell	5.55%	Stamford Area2	14.35%
Hartford	14.82%	Suffield	10.27%	Bristol	7.58%	Bloomfield	5.54%	Bridgeport Area3	12.81%
Norwich	14.70%	Voluntown	10.25%	Franklin	7.55%	East Granby	5.43%	New Haven Area2	12.78%
Stonington	14.63%	Beacon Falls	10.23%	Cheshire	7.34%	East Windsor	5.40%	Hartford Area3	12.24%
Thompson	14.41%	Branford	10.20%	Rocky Hill	7.07%	Windsor Locks	5.39%	Bridgeport Area1	12.12%
Waterbury	14.33%	New Hartford	10.17%	Scotland	7.04%	Monroe	5.30%	New Haven Area3	9.73%
Chester	14.09%	Plymouth	10.12%	Wallingford	7.01%	Windsor	5.29%	New Haven Area1	7.92%
Harwinton	13.99%	Montville	10.06%	Canton	6.92%	Hampton	5.27%	Stamford Area3	7.43%
Torrington	13.92%	Sprague	9.73%	Barkhamsted	6.77%	Prospect	5.21%	Stamford Area1	4.32%
Killingly	13.72%	Chaplin	9.63%	Woodbridge	6.72%	Preston	5.02%		
Bridgeport	13.40%	Canterbury	9.50%	Seymour	6.70%	Wethersfield	4.87%	Questions ?	Beth.Dugan@umb.edu
Woodstock	13.30%	Lebanon	9.45%	Bolton	6.68%	Ellington	4.80%	https://healthyaqingdatareports.org	