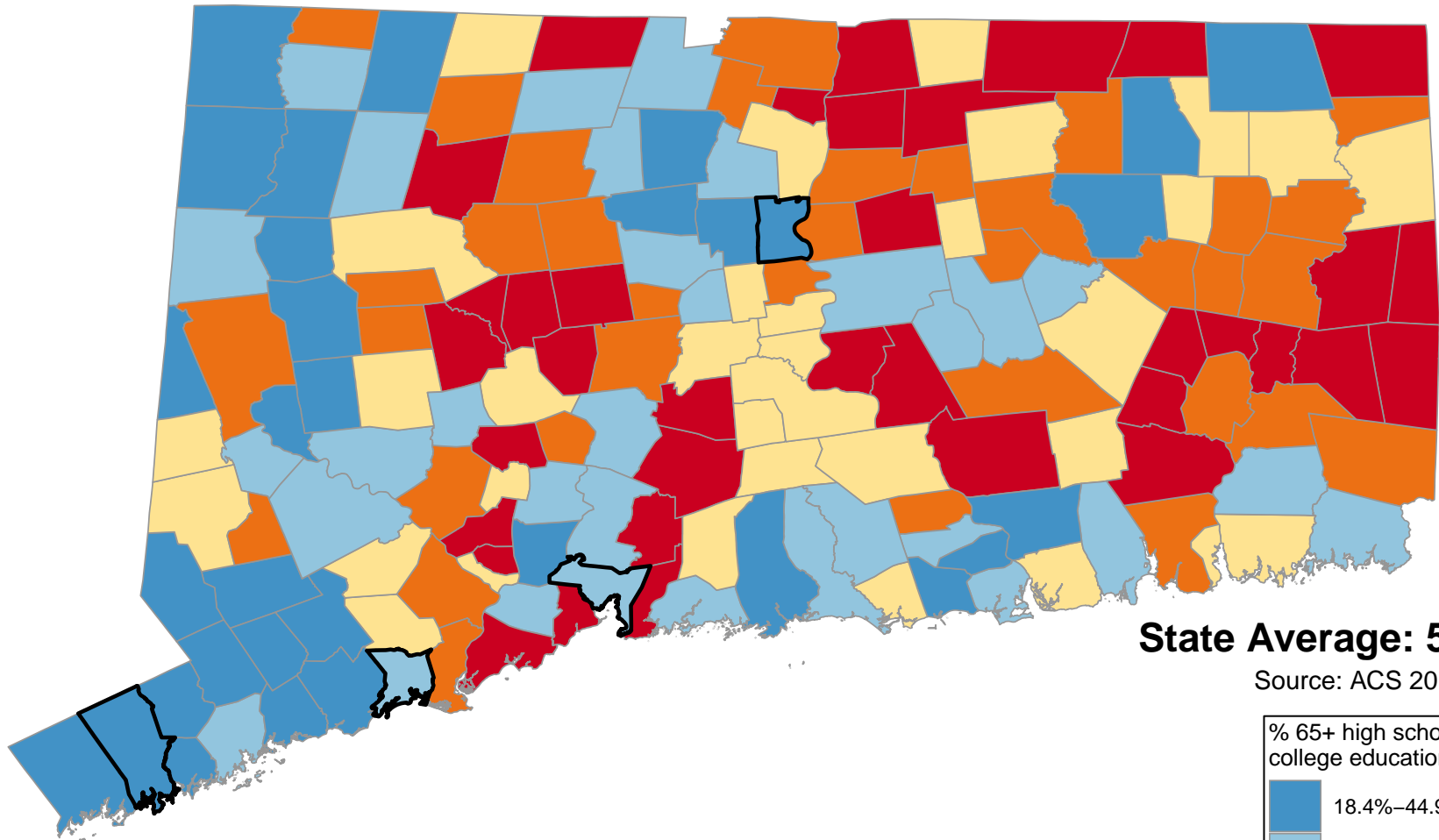


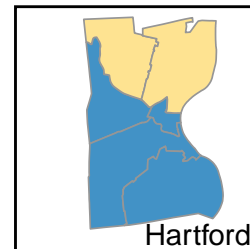
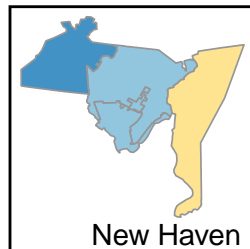
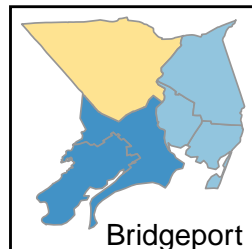
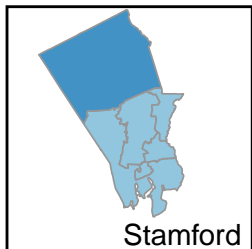
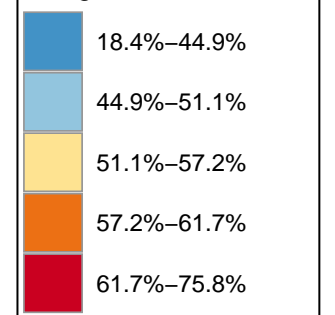
Percentage of Population Age 65+ Years with High School or Some College Education



State Average: 53.3%

Source: ACS 2014–2018

% 65+ high school/some college education



% 65+ Population with High School or Some College

Andover	60.99%	Durham	56.93%	Lyme	31.87%	Pomfret	52.69%	Warren	38.78%
Ansonia	71.44%	East Granby	59.33%	Madison	48.23%	Portland	62.94%	Washington	39.13%
Ashford	44.83%	East Haddam	73.37%	Manchester	61.92%	Preston	61.05%	Waterbury	55.45%
Avon	41.06%	East Hampton	62.59%	Mansfield	42.73%	Prospect	61.20%	Waterford	57.28%
Barkhamsted	50.81%	East Hartford	60.38%	Marlborough	49.61%	Putnam	61.29%	Watertown	62.37%
Beacon Falls	55.39%	East Haven	65.16%	Meriden	63.37%	Redding	41.61%	West Hartford	39.22%
Berlin	55.62%	East Lyme	50.90%	Middlebury	48.74%	Ridgefield	35.27%	West Haven	66.12%
Bethany	45.16%	East Windsor	67.92%	Middlefield	56.95%	Rocky Hill	56.02%	Westbrook	44.86%
Bethel	59.73%	Eastford	56.33%	Middletown	56.49%	Roxbury	33.11%	Weston	18.44%
Bethlehem	57.95%	Easton	40.94%	Milford	62.62%	Salem	51.39%	Westport	30.49%
Bloomfield	50.06%	Ellington	68.13%	Monroe	53.82%	Salisbury	26.72%	Wethersfield	58.96%
Bolton	57.17%	Enfield	64.60%	Montville	68.94%	Scotland	57.77%	Willington	60.40%
Bozrah	67.57%	Essex	41.48%	Morris	57.21%	Seymour	75.82%	Wilton	37.06%
Branford	50.22%	Fairfield	42.10%	Naugatuck	64.00%	Sharon	42.16%	Winchester	59.91%
Bridgeport	46.18%	Farmington	46.16%	New Britain	51.08%	Shelton	61.19%	Windham	58.11%
Bridgewater	42.29%	Franklin	65.55%	New Canaan	25.50%	Sherman	38.32%	Windsor	55.97%
Bristol	63.64%	Glastonbury	46.99%	New Fairfield	55.61%	Simsbury	42.45%	Windsor Locks	68.55%
Brookfield	49.17%	Goshen	47.52%	New Hartford	60.61%	Somers	54.55%	Wolcott	63.12%
Brooklyn	60.93%	Granby	49.60%	New Haven	47.25%	South Windsor	58.97%	Woodbridge	33.60%
Burlington	59.57%	Greenwich	37.02%	New London	52.83%	Southbury	50.24%	Woodbury	56.60%
Canaan	49.83%	Griswold	62.01%	New Milford	57.88%	Southington	61.45%	Woodstock	40.49%
Canterbury	61.17%	Groton	54.26%	Newington	52.96%	Sprague	66.44%	Neighborhoods	
Canton	46.92%	Guilford	40.98%	Newtown	49.93%	Stafford	69.97%	Bridgeport Area1	56.67%
Chaplin	54.71%	Haddam	54.62%	Norfolk	44.12%	Stamford	44.42%	Bridgeport Area2	36.83%
Cheshire	50.67%	Hamden	50.61%	North Branford	51.94%	Sterling	65.84%	Bridgeport Area3	44.97%
Chester	58.11%	Hampton	59.94%	North Canaan	58.86%	Stonington	48.93%	Hartford Area1	52.43%
Clinton	56.02%	Hartford	42.58%	North Haven	64.32%	Stratford	58.28%	Hartford Area2	36.16%
Colchester	60.06%	Hartland	63.20%	North Stonington	60.28%	Suffield	60.39%	Hartford Area3	39.17%
Colebrook	56.67%	Harwinton	61.70%	Norwalk	49.50%	Thomaston	65.73%	New Haven Area1	27.15%
Columbia	49.57%	Hebron	47.68%	Norwich	59.59%	Thompson	62.10%	New Haven Area2	46.52%
Cornwall	43.60%	Kent	45.06%	Old Lyme	51.69%	Tolland	54.12%	New Haven Area3	56.90%
Coventry	59.66%	Killingly	54.50%	Old Saybrook	48.42%	Torrington	62.30%	Stamford Area1	29.85%
Cromwell	54.63%	Killingworth	49.81%	Orange	47.30%	Trumbull	51.53%	Stamford Area2	44.97%
Danbury	52.39%	Lebanon	56.06%	Oxford	61.11%	Union	64.89%	Stamford Area3	46.99%
Darien	32.09%	Ledyard	49.38%	Plainfield	66.82%	Vernon	57.74%		
Deep River	50.53%	Lisbon	74.30%	Plainville	58.92%	Voluntown	73.41%		
Derby	55.85%	Litchfield	53.60%	Plymouth	70.85%	Wallingford	62.10%		

% 65+ Population with High School or Some College (Ranked)

Seymour	75.82%	Southington	61.45%	Durham	56.93%	Southbury	50.24%	Redding	41.61%
Lisbon	74.30%	Putnam	61.29%	Colebrook	56.67%	Branford	50.22%	Essex	41.48%
Voluntown	73.41%	Prospect	61.20%	Woodbury	56.60%	Bloomfield	50.06%	Avon	41.06%
East Haddam	73.37%	Shelton	61.19%	Middletown	56.49%	Newtown	49.93%	Guilford	40.98%
Ansonia	71.44%	Canterbury	61.17%	Eastford	56.33%	Canaan	49.83%	Easton	40.94%
Plymouth	70.85%	Oxford	61.11%	Lebanon	56.06%	Killingworth	49.81%	Woodstock	40.49%
Stafford	69.97%	Preston	61.05%	Rocky Hill	56.02%	Marlborough	49.61%	West Hartford	39.22%
Montville	68.94%	Andover	60.99%	Clinton	56.02%	Granby	49.60%	Washington	39.13%
Windsor Locks	68.55%	Brooklyn	60.93%	Windsor	55.97%	Columbia	49.57%	Warren	38.78%
Ellington	68.13%	New Hartford	60.61%	Derby	55.85%	Norwalk	49.50%	Sherman	38.32%
East Windsor	67.92%	Willington	60.40%	Berlin	55.62%	Ledyard	49.38%	Wilton	37.06%
Bozrah	67.57%	Suffield	60.39%	New Fairfield	55.61%	Brookfield	49.17%	Greenwich	37.02%
Plainfield	66.82%	East Hartford	60.38%	Waterbury	55.45%	Stonington	48.93%	Ridgefield	35.27%
Sprague	66.44%	North Stonington	60.28%	Beacon Falls	55.39%	Middlebury	48.74%	Woodbridge	33.60%
West Haven	66.12%	Colchester	60.06%	Chaplin	54.71%	Old Saybrook	48.42%	Roxbury	33.11%
Sterling	65.84%	Hampton	59.94%	Cromwell	54.63%	Madison	48.23%	Darien	32.09%
Thomaston	65.73%	Winchester	59.91%	Haddam	54.62%	Hebron	47.68%	Lyme	31.87%
Franklin	65.55%	Bethel	59.73%	Somers	54.55%	Goshen	47.52%	Westport	30.49%
East Haven	65.16%	Coventry	59.66%	Killingly	54.50%	Orange	47.30%	Salisbury	26.72%
Union	64.89%	Norwich	59.59%	Groton	54.26%	New Haven	47.25%	New Canaan	25.50%
Enfield	64.60%	Burlington	59.57%	Tolland	54.12%	Glastonbury	46.99%	Weston	18.44%
North Haven	64.32%	East Granby	59.33%	Monroe	53.82%	Canton	46.92%	Neighborhoods	
Naugatuck	64.00%	South Windsor	58.97%	Litchfield	53.60%	Bridgeport	46.18%	New Haven Area3	56.90%
Bristol	63.64%	Wethersfield	58.96%	Newington	52.96%	Farmington	46.16%	Bridgeport Area1	56.67%
Meriden	63.37%	Plainville	58.92%	New London	52.83%	Bethany	45.16%	Hartford Area1	52.43%
Hartland	63.20%	North Canaan	58.86%	Pomfret	52.69%	Kent	45.06%	Stamford Area3	46.99%
Wolcott	63.12%	Stratford	58.28%	Danbury	52.39%	Westbrook	44.86%	New Haven Area2	46.52%
Portland	62.94%	Chester	58.11%	North Branford	51.94%	Ashford	44.83%	Stamford Area2	44.97%
Milford	62.62%	Windham	58.11%	Old Lyme	51.69%	Stamford	44.42%	Bridgeport Area3	44.97%
East Hampton	62.59%	Bethlehem	57.95%	Trumbull	51.53%	Norfolk	44.12%	Hartford Area3	39.17%
Watertown	62.37%	New Milford	57.88%	Salem	51.39%	Cornwall	43.60%	Bridgeport Area2	36.83%
Torrington	62.30%	Scotland	57.77%	New Britain	51.08%	Mansfield	42.73%	Hartford Area2	36.16%
Wallingford	62.10%	Vernon	57.74%	East Lyme	50.90%	Hartford	42.58%	Stamford Area1	29.85%
Thompson	62.10%	Waterford	57.28%	Barkhamsted	50.81%	Simsbury	42.45%	New Haven Area1	27.15%
Griswold	62.01%	Morris	57.21%	Cheshire	50.67%	Bridgewater	42.29%		
Manchester	61.92%	Bolton	57.17%	Hamden	50.61%	Sharon	42.16%	Questions ? Beth.Dugan@umb.edu	
Harwinton	61.70%	Middlefield	56.95%	Deep River	50.53%	Fairfield	42.10%	https://healthyaqingdatareports.org	