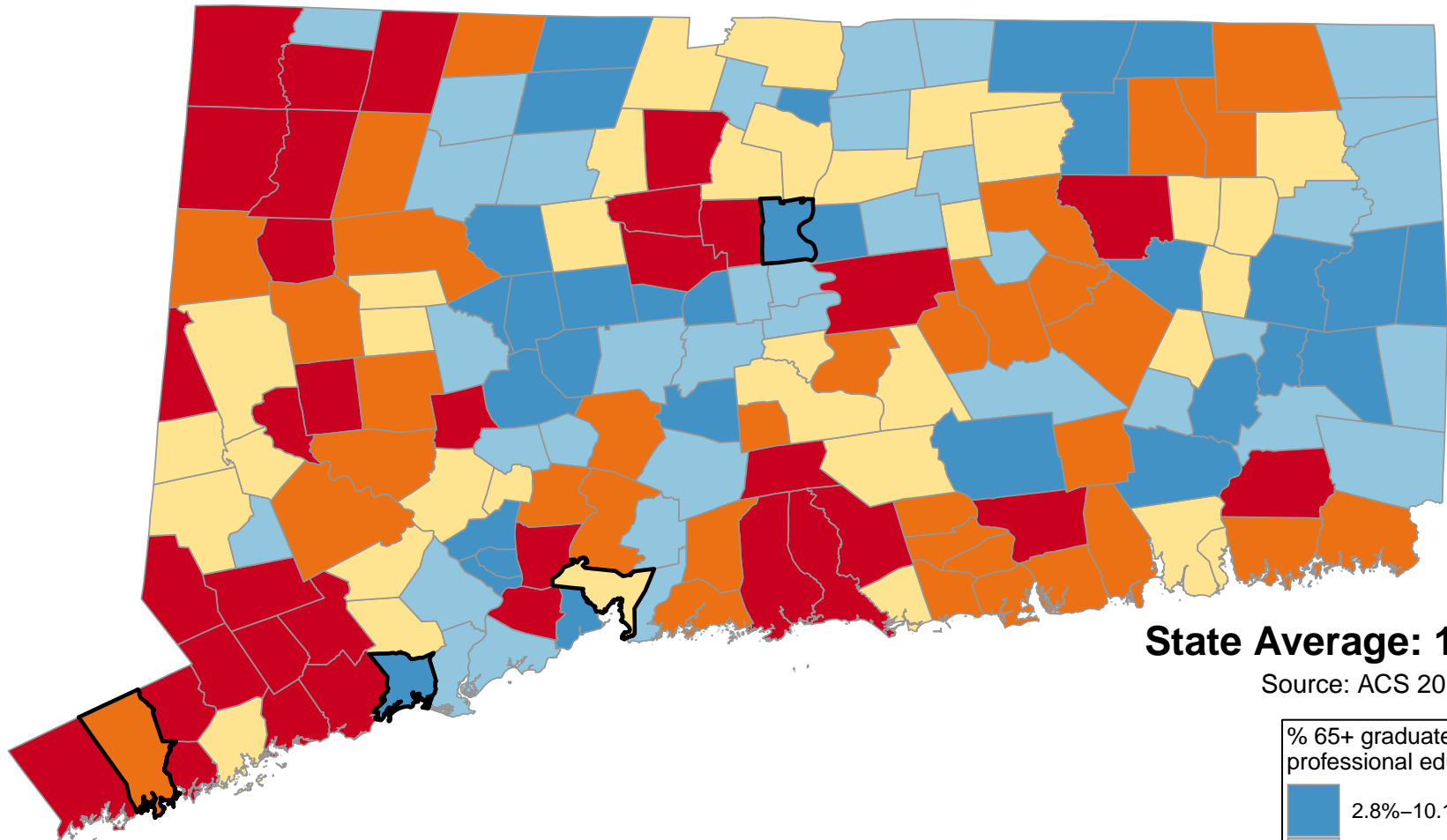
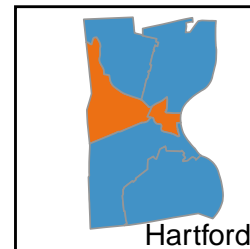
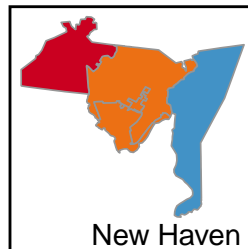
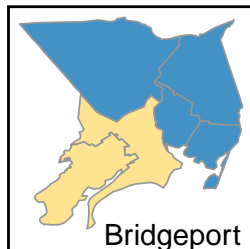
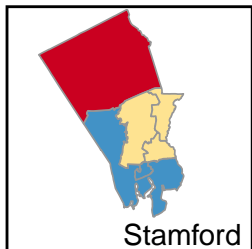
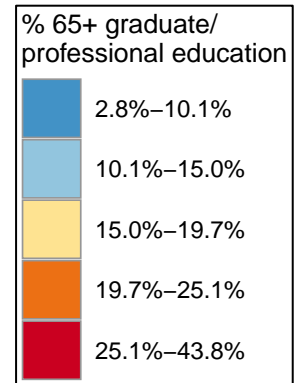


# Percentage of Population Age 65+ Years with Graduate or Professional Education



**State Average: 16.8%**

Source: ACS 2014–2018



Questions or ideas?  
Beth.Dugan@umb.edu  
12/2020

## % 65+ Population with Graduate or Professional Degree

Andover	11.11%	Durham	25.71%	Lyme	30.63%	Pomfret	19.25%	Warren	26.92%
Ansonia	5.63%	East Granby	13.67%	Madison	27.08%	Portland	21.57%	Washington	25.13%
Ashford	23.64%	East Haddam	9.82%	Manchester	12.78%	Preston	12.12%	Waterbury	6.63%
Avon	27.22%	East Hampton	17.69%	Mansfield	33.30%	Prospect	12.65%	Waterford	18.83%
Barkhamsted	9.69%	East Hartford	5.25%	Marlborough	23.11%	Putnam	12.86%	Watertown	11.91%
Beacon Falls	17.34%	East Haven	10.43%	Meriden	7.46%	Redding	26.19%	West Hartford	31.52%
Berlin	12.07%	East Lyme	23.29%	Middlebury	28.27%	Ridgefield	27.58%	West Haven	8.33%
Bethany	24.55%	East Windsor	11.70%	Middlefield	20.85%	Rocky Hill	11.54%	Westbrook	19.80%
Bethel	14.07%	Eastford	22.00%	Middletown	16.40%	Roxbury	31.13%	Weston	43.82%
Bethlehem	16.38%	Easton	31.25%	Milford	12.46%	Salem	23.80%	Westport	39.40%
Bloomfield	19.68%	Ellington	15.56%	Monroe	17.61%	Salisbury	36.98%	Wethersfield	14.42%
Bolton	17.38%	Enfield	10.50%	Montville	6.51%	Scotland	17.30%	Willington	8.74%
Bozrah	10.81%	Essex	23.74%	Morris	19.71%	Seymour	6.92%	Wilton	28.70%
Branford	20.16%	Fairfield	26.39%	Naugatuck	10.09%	Sharon	31.23%	Winchester	11.40%
Bridgeport	8.60%	Farmington	28.47%	New Britain	8.02%	Shelton	14.38%	Windham	10.00%
Bridgewater	34.10%	Franklin	15.13%	New Canaan	35.41%	Sherman	30.19%	Windsor	15.47%
Bristol	7.24%	Glastonbury	27.48%	New Fairfield	18.25%	Simsbury	26.36%	Windsor Locks	7.87%
Brookfield	16.92%	Goshen	23.84%	New Hartford	10.66%	Somers	13.21%	Wolcott	9.07%
Brooklyn	14.74%	Granby	19.74%	New Haven	18.07%	South Windsor	17.48%	Woodbridge	35.41%
Burlington	18.71%	Greenwich	31.40%	New London	16.89%	Southbury	19.79%	Woodbury	21.37%
Canaan	26.73%	Griswold	7.63%	New Milford	16.48%	Southington	11.08%	Woodstock	24.57%
Canterbury	2.79%	Groton	19.76%	Newington	14.96%	Sprague	13.29%		
Canton	17.33%	Guilford	31.87%	Newtown	22.63%	Stafford	6.36%	<b>Neighborhoods</b>	
Chaplin	18.58%	Haddam	17.78%	Norfolk	26.02%	Stamford	20.36%	Bridgeport Area1	5.43%
Cheshire	20.92%	Hamden	22.19%	North Branford	20.34%	Sterling	9.95%	Bridgeport Area2	15.46%
Chester	19.92%	Hampton	19.05%	North Canaan	15.01%	Stonington	22.50%	Bridgeport Area3	4.50%
Clinton	15.18%	Hartford	6.71%	North Haven	15.03%	Stratford	13.07%	Hartford Area1	3.88%
Colchester	15.01%	Hartland	8.43%	North Stonington	13.21%	Suffield	18.96%	Hartford Area2	20.90%
Colebrook	20.67%	Harwinton	10.05%	Norwalk	15.28%	Thomaston	9.47%	Hartford Area3	3.75%
Columbia	20.86%	Hebron	20.14%	Norwich	9.87%	Thompson	10.62%	New Haven Area1	30.25%
Cornwall	30.79%	Kent	21.28%	Old Lyme	22.98%	Tolland	19.52%	New Haven Area2	21.84%
Coventry	22.08%	Killingly	11.04%	Old Saybrook	22.69%	Torrington	10.18%	New Haven Area3	6.74%
Cromwell	15.28%	Killingworth	29.82%	Orange	26.70%	Trumbull	19.49%	Stamford Area1	32.33%
Danbury	15.94%	Lebanon	22.65%	Oxford	17.19%	Union	8.78%	Stamford Area2	6.19%
Darien	29.91%	Ledyard	26.34%	Plainfield	2.99%	Vernon	12.68%	Stamford Area3	19.14%
Deep River	22.46%	Lisbon	9.64%	Plainville	7.45%	Voluntown	11.36%		
Derby	9.96%	Litchfield	21.59%	Plymouth	7.39%	Wallingford	11.88%		

## % 65+ Population with Graduate or Professional Degree (Ranked)

Weston	43.82%	Goshen	23.84%	Hampton	19.05%	Sprague	13.29%	Union	8.78%
Westport	39.40%	Salem	23.80%	Suffield	18.96%	Somers	13.21%	Willington	8.74%
Salisbury	36.98%	Essex	23.74%	Waterford	18.83%	North Stonington	13.21%	Bridgeport	8.60%
New Canaan	35.41%	Ashford	23.64%	Burlington	18.71%	Stratford	13.07%	Hartland	8.43%
Woodbridge	35.41%	East Lyme	23.29%	Chaplin	18.58%	Putnam	12.86%	West Haven	8.33%
Bridgewater	34.10%	Marlborough	23.11%	New Fairfield	18.25%	Manchester	12.78%	New Britain	8.02%
Mansfield	33.30%	Old Lyme	22.98%	New Haven	18.07%	Vernon	12.68%	Windsor Locks	7.87%
Guilford	31.87%	Old Saybrook	22.69%	Haddam	17.78%	Prospect	12.65%	Griswold	7.63%
West Hartford	31.52%	Lebanon	22.65%	East Hampton	17.69%	Milford	12.46%	Meriden	7.46%
Greenwich	31.40%	Newtown	22.63%	Monroe	17.61%	Preston	12.12%	Plainville	7.45%
Easton	31.25%	Stonington	22.50%	South Windsor	17.48%	Berlin	12.07%	Plymouth	7.39%
Sharon	31.23%	Deep River	22.46%	Bolton	17.38%	Watertown	11.91%	Bristol	7.24%
Roxbury	31.13%	Hamden	22.19%	Beacon Falls	17.34%	Wallingford	11.88%	Seymour	6.92%
Cornwall	30.79%	Coventry	22.08%	Canton	17.33%	East Windsor	11.70%	Hartford	6.71%
Lyme	30.63%	Eastford	22.00%	Scotland	17.30%	Rocky Hill	11.54%	Waterbury	6.63%
Sherman	30.19%	Litchfield	21.59%	Oxford	17.19%	Winchester	11.40%	Montville	6.51%
Darien	29.91%	Portland	21.57%	Brookfield	16.92%	Voluntown	11.36%	Stafford	6.36%
Killingworth	29.82%	Woodbury	21.37%	New London	16.89%	Andover	11.11%	Ansonia	5.63%
Wilton	28.70%	Kent	21.28%	New Milford	16.48%	Southington	11.08%	East Hartford	5.25%
Farmington	28.47%	Cheshire	20.92%	Middletown	16.40%	Killingly	11.04%	Plainfield	2.99%
Middlebury	28.27%	Columbia	20.86%	Bethlehem	16.38%	Bozrah	10.81%	Canterbury	2.79%
Ridgefield	27.58%	Middlefield	20.85%	Danbury	15.94%	New Hartford	10.66%		
Glastonbury	27.48%	Colebrook	20.67%	Ellington	15.56%	Thompson	10.62%		<b>Neighborhoods</b>
Avon	27.22%	Stamford	20.36%	Windsor	15.47%	Enfield	10.50%	Stamford Area1	32.33%
Madison	27.08%	North Branford	20.34%	Cromwell	15.28%	East Haven	10.43%	New Haven Area1	30.25%
Warren	26.92%	Branford	20.16%	Norwalk	15.28%	Torrington	10.18%	New Haven Area2	21.84%
Canaan	26.73%	Hebron	20.14%	Clinton	15.18%	Naugatuck	10.09%	Hartford Area2	20.90%
Orange	26.70%	Chester	19.92%	Franklin	15.13%	Harwinton	10.05%	Stamford Area3	19.14%
Fairfield	26.39%	Westbrook	19.80%	North Haven	15.03%	Windham	10.00%	Bridgeport Area2	15.46%
Simsbury	26.36%	Southbury	19.79%	Colchester	15.01%	Derby	9.96%	New Haven Area3	6.74%
Ledyard	26.34%	Groton	19.76%	North Canaan	15.01%	Sterling	9.95%	Stamford Area2	6.19%
Redding	26.19%	Granby	19.74%	Newington	14.96%	Norwich	9.87%	Bridgeport Area1	5.43%
Norfolk	26.02%	Morris	19.71%	Brooklyn	14.74%	East Haddam	9.82%	Bridgeport Area3	4.50%
Durham	25.71%	Bloomfield	19.68%	Wethersfield	14.42%	Barkhamsted	9.69%	Hartford Area1	3.88%
Washington	25.13%	Tolland	19.52%	Shelton	14.38%	Lisbon	9.64%	Hartford Area3	3.75%
Woodstock	24.57%	Trumbull	19.49%	Bethel	14.07%	Thomaston	9.47%		
Bethany	24.55%	Pomfret	19.25%	East Granby	13.67%	Wolcott	9.07%		

Questions ? Beth.Dugan@umb.edu

<https://healthyaqingdatareports.org>