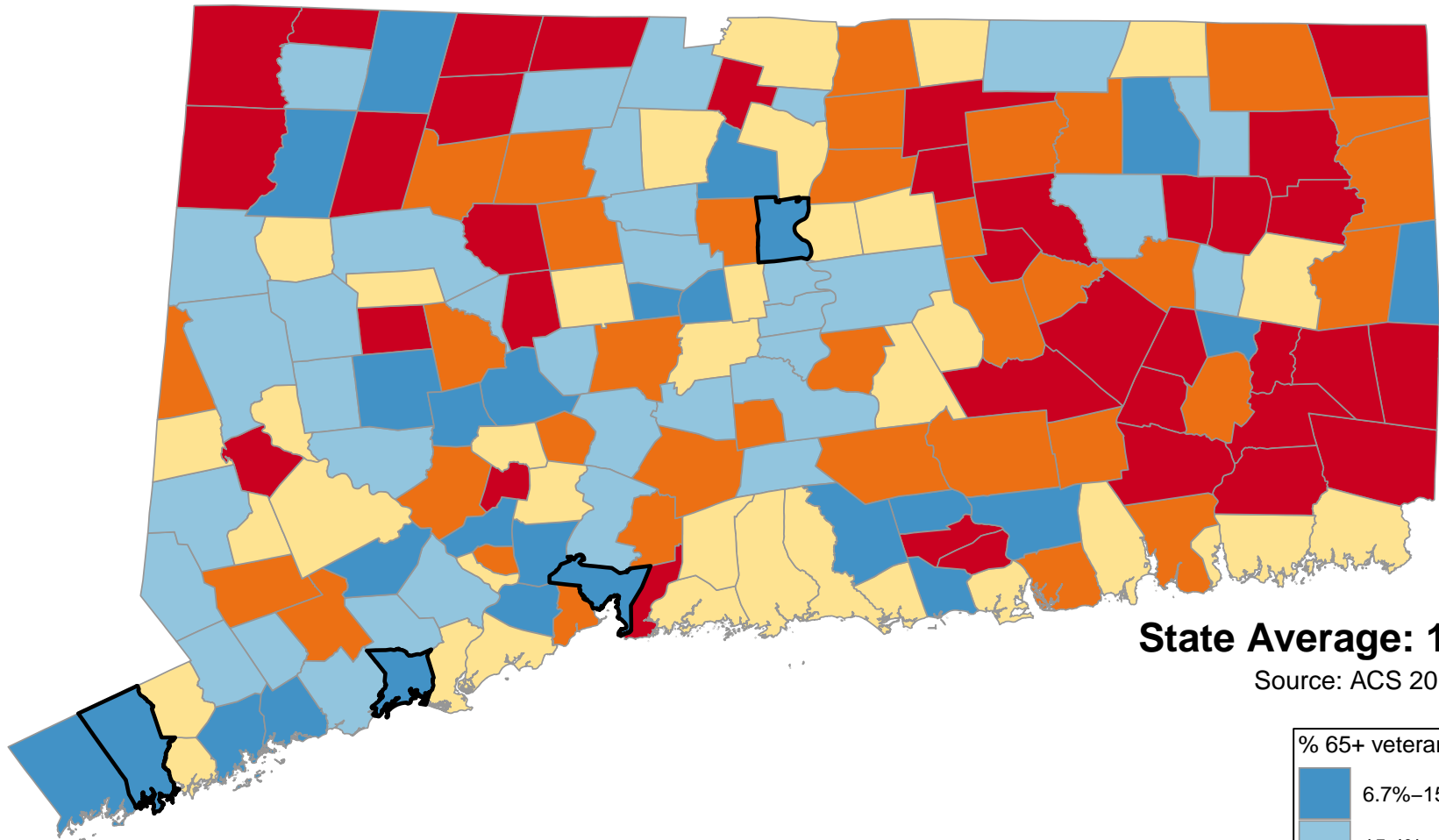
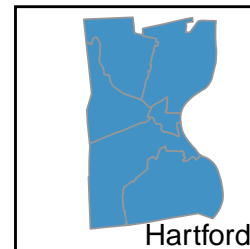
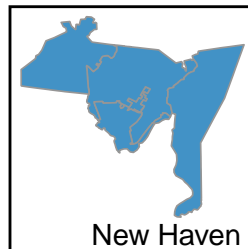
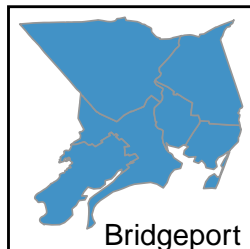
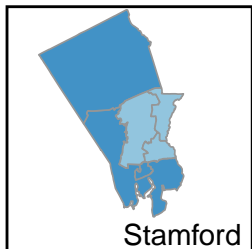
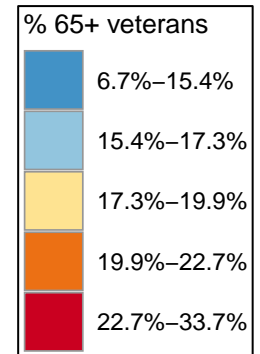


Percentage of Population Age 65+ Years Veterans of Military Service



State Average: 17.4%

Source: ACS 2014–2018



Questions or ideas?
Beth.Dugan@umb.edu
12/2020

% 65+ Population Who Are Veterans of Military Service

Andover	29.14%	Durham	15.98%	Lyme	14.56%	Pomfret	23.49%	Warren	17.95%
Ansonia	22.17%	East Granby	17.25%	Madison	18.63%	Portland	20.24%	Washington	15.96%
Ashford	12.61%	East Haddam	27.35%	Manchester	19.63%	Preston	28.51%	Waterbury	11.43%
Avon	16.27%	East Hampton	21.94%	Mansfield	15.96%	Prospect	21.09%	Waterford	22.29%
Barkhamsted	16.45%	East Hartford	17.35%	Marlborough	18.59%	Putnam	22.05%	Watertown	22.23%
Beacon Falls	26.71%	East Haven	18.86%	Meriden	15.59%	Redding	20.75%	West Hartford	12.69%
Berlin	17.41%	East Lyme	22.73%	Middlebury	14.57%	Ridgefield	16.01%	West Haven	20.40%
Bethany	17.75%	East Windsor	18.44%	Middlefield	21.19%	Rocky Hill	16.81%	Westbrook	21.25%
Bethel	18.08%	Eastford	22.67%	Middletown	17.06%	Roxbury	16.39%	Weston	16.08%
Bethlehem	25.51%	Easton	20.32%	Milford	17.85%	Salem	20.29%	Westport	14.64%
Bloomfield	13.13%	Ellington	24.39%	Monroe	13.74%	Salisbury	23.20%	Wethersfield	16.46%
Bolton	22.72%	Enfield	21.14%	Montville	31.65%	Scotland	17.30%	Willington	22.38%
Bozrah	30.89%	Essex	23.18%	Morris	18.03%	Seymour	14.17%	Wilton	15.93%
Branford	19.15%	Fairfield	16.25%	Naugatuck	17.39%	Sharon	23.56%	Winchester	24.39%
Bridgeport	11.27%	Farmington	17.17%	New Britain	12.38%	Shelton	16.32%	Windham	20.68%
Bridgewater	18.86%	Franklin	26.33%	New Canaan	18.02%	Sherman	22.45%	Windsor	17.31%
Bristol	19.48%	Glastonbury	16.84%	New Fairfield	18.25%	Simsbury	18.70%	Windsor Locks	15.45%
Brookfield	22.76%	Goshen	28.48%	New Hartford	21.74%	Somers	19.40%	Wolcott	15.91%
Brooklyn	32.53%	Granby	16.26%	New Haven	11.23%	South Windsor	16.47%	Woodbridge	11.99%
Burlington	21.58%	Greenwich	13.79%	New London	18.41%	Southbury	19.90%	Woodbury	14.01%
Canaan	15.51%	Griswold	30.19%	New Milford	18.10%	Southington	20.16%	Woodstock	22.21%
Canterbury	17.72%	Groton	19.31%	Newington	15.76%	Sprague	15.09%	Neighborhoods	
Canton	16.58%	Guilford	17.45%	Newtown	19.35%	Stafford	16.23%	Bridgeport Area1	11.83%
Chaplin	27.23%	Haddam	20.54%	Norfolk	15.38%	Stamford	12.69%	Bridgeport Area2	11.83%
Cheshire	15.49%	Hamden	16.20%	North Branford	19.05%	Sterling	14.48%	Bridgeport Area3	10.02%
Chester	13.80%	Hampton	28.57%	North Canaan	28.46%	Stonington	19.61%	Hartford Area1	8.73%
Clinton	18.35%	Hartford	7.78%	North Haven	20.94%	Stratford	17.84%	Hartford Area2	9.63%
Colchester	25.49%	Hartland	30.06%	North Stonington	33.68%	Suffield	19.83%	Hartford Area3	6.74%
Colebrook	28.67%	Harwinton	24.09%	Norwalk	12.17%	Thomaston	15.42%	New Haven Area1	13.62%
Columbia	21.05%	Hebron	20.00%	Norwich	20.63%	Thompson	28.83%	New Haven Area2	9.63%
Cornwall	14.17%	Kent	15.58%	Old Lyme	22.38%	Tolland	20.74%	New Haven Area3	12.78%
Coventry	25.09%	Killingly	21.85%	Old Saybrook	19.86%	Torrington	22.41%	Stamford Area1	14.07%
Cromwell	16.59%	Killingworth	13.53%	Orange	13.17%	Trumbull	15.74%	Stamford Area2	10.06%
Danbury	16.22%	Lebanon	23.29%	Oxford	21.58%	Union	17.94%	Stamford Area3	17.01%
Darien	18.41%	Ledyard	28.18%	Plainfield	21.90%	Vernon	23.16%		
Deep River	22.81%	Lisbon	29.75%	Plainville	14.96%	Voluntown	32.73%		
Derby	17.97%	Litchfield	15.48%	Plymouth	22.91%	Wallingford	20.35%		

% 65+ Population Who Are Veterans of Military Service (Ranked)

North Stonington	33.68%	Eastford	22.67%	Manchester	19.63%	Middletown	17.06%	Lyme	14.56%
Voluntown	32.73%	Sherman	22.45%	Stonington	19.61%	Glastonbury	16.84%	Sterling	14.48%
Brooklyn	32.53%	Torrington	22.41%	Bristol	19.48%	Rocky Hill	16.81%	Seymour	14.17%
Montville	31.65%	Willington	22.38%	Somers	19.40%	Cromwell	16.59%	Cornwall	14.17%
Bozrah	30.89%	Old Lyme	22.38%	Newtown	19.35%	Canton	16.58%	Woodbury	14.01%
Griswold	30.19%	Waterford	22.29%	Groton	19.31%	South Windsor	16.47%	Chester	13.80%
Hartland	30.06%	Watertown	22.23%	Branford	19.15%	Wethersfield	16.46%	Greenwich	13.79%
Lisbon	29.75%	Woodstock	22.21%	North Branford	19.05%	Barkhamsted	16.45%	Monroe	13.74%
Andover	29.14%	Ansonia	22.17%	Bridgewater	18.86%	Roxbury	16.39%	Killingworth	13.53%
Thompson	28.83%	Putnam	22.05%	East Haven	18.86%	Shelton	16.32%	Orange	13.17%
Colebrook	28.67%	East Hampton	21.94%	Simsbury	18.70%	Avon	16.27%	Bloomfield	13.13%
Hampton	28.57%	Plainfield	21.90%	Madison	18.63%	Granby	16.26%	Stamford	12.69%
Preston	28.51%	Killingly	21.85%	Marlborough	18.59%	Fairfield	16.25%	West Hartford	12.69%
Goshen	28.48%	New Hartford	21.74%	East Windsor	18.44%	Stafford	16.23%	Ashford	12.61%
North Canaan	28.46%	Burlington	21.58%	New London	18.41%	Danbury	16.22%	New Britain	12.38%
Ledyard	28.18%	Oxford	21.58%	Darien	18.41%	Hamden	16.20%	Norwalk	12.17%
East Haddam	27.35%	Westbrook	21.25%	Clinton	18.35%	Weston	16.08%	Woodbridge	11.99%
Chaplin	27.23%	Middlefield	21.19%	New Fairfield	18.25%	Ridgefield	16.01%	Waterbury	11.43%
Beacon Falls	26.71%	Enfield	21.14%	New Milford	18.10%	Durham	15.98%	Bridgeport	11.27%
Franklin	26.33%	Prospect	21.09%	Bethel	18.08%	Washington	15.96%	New Haven	11.23%
Bethlehem	25.51%	Columbia	21.05%	Morris	18.03%	Mansfield	15.96%	Hartford	7.78%
Colchester	25.49%	North Haven	20.94%	New Canaan	18.02%	Wilton	15.93%	Neighborhoods	
Coventry	25.09%	Redding	20.75%	Derby	17.97%	Wolcott	15.91%	Stamford Area3	17.01%
Ellington	24.39%	Tolland	20.74%	Warren	17.95%	Newington	15.76%	Stamford Area1	14.07%
Winchester	24.39%	Windham	20.68%	Union	17.94%	Trumbull	15.74%	New Haven Area1	13.62%
Harwinton	24.09%	Norwich	20.63%	Milford	17.85%	Meriden	15.59%	New Haven Area3	12.78%
Sharon	23.56%	Haddam	20.54%	Stratford	17.84%	Kent	15.58%	Bridgeport Area1	11.83%
Pomfret	23.49%	West Haven	20.40%	Bethany	17.75%	Canaan	15.51%	Bridgeport Area2	11.83%
Lebanon	23.29%	Wallingford	20.35%	Canterbury	17.72%	Cheshire	15.49%	Stamford Area2	10.06%
Salisbury	23.20%	Easton	20.32%	Guilford	17.45%	Litchfield	15.48%	Bridgeport Area3	10.02%
Essex	23.18%	Salem	20.29%	Berlin	17.41%	Windsor Locks	15.45%	New Haven Area2	9.63%
Vernon	23.16%	Portland	20.24%	Naugatuck	17.39%	Thomaston	15.42%	Hartford Area2	9.63%
Plymouth	22.91%	Southington	20.16%	East Hartford	17.35%	Norfolk	15.38%	Hartford Area1	8.73%
Deep River	22.81%	Hebron	20.00%	Windsor	17.31%	Sprague	15.09%	Hartford Area3	6.74%
Brookfield	22.76%	Southbury	19.90%	Scotland	17.30%	Plainville	14.96%		
East Lyme	22.73%	Old Saybrook	19.86%	East Granby	17.25%	Westport	14.64%		
Bolton	22.72%	Suffield	19.83%	Farmington	17.17%	Middlebury	14.57%	Questions ? Beth.Dugan@umb.edu	