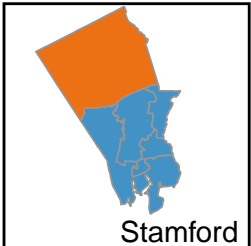
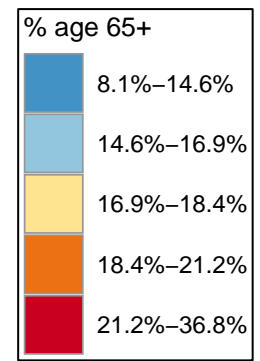
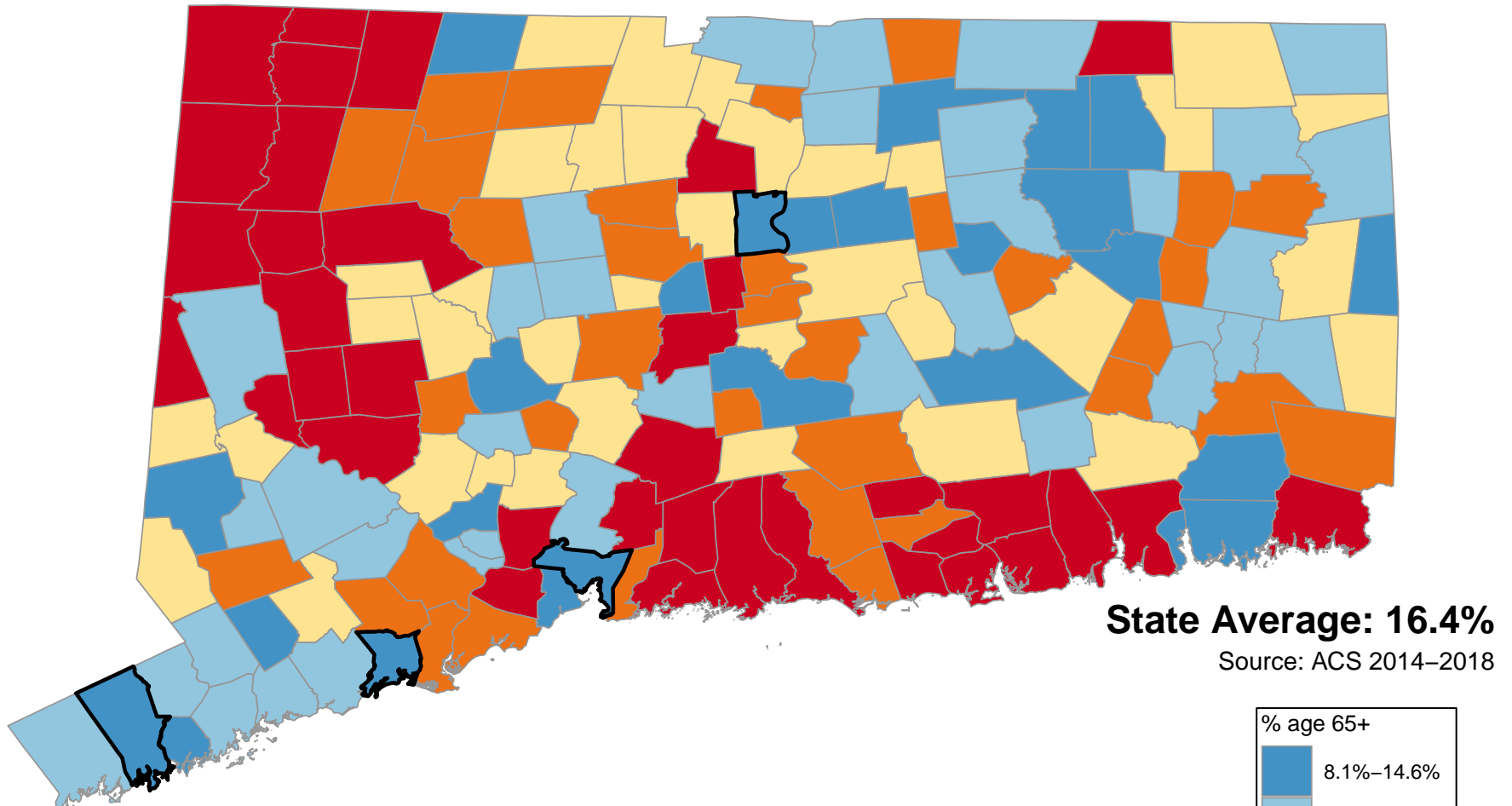


Percentage of Population Age 65+ Years



Questions or ideas?
Beth.Dugan@umb.edu
12/2020

Population 65 Years or Older as % of Total Population

Andover	12.57%	Durham	17.01%	Lyme	29.49%	Pomfret	14.69%	Warren	21.79%
Ansonia	16.10%	East Granby	17.54%	Madison	23.97%	Portland	19.31%	Washington	27.97%
Ashford	13.49%	East Haddam	18.38%	Manchester	14.44%	Preston	19.10%	Waterbury	12.98%
Avon	20.85%	East Hampton	16.80%	Mansfield	8.08%	Prospect	19.48%	Waterford	22.70%
Barkhamsted	18.55%	East Hartford	14.08%	Marlborough	18.00%	Putnam	18.02%	Watertown	18.11%
Beacon Falls	17.45%	East Haven	18.84%	Meriden	16.67%	Redding	20.77%	West Hartford	17.92%
Berlin	21.27%	East Lyme	22.67%	Middlebury	21.24%	Ridgefield	17.00%	West Haven	13.68%
Bethany	17.10%	East Windsor	16.30%	Middlefield	20.34%	Rocky Hill	20.82%	Westbrook	25.09%
Bethel	14.91%	Eastford	17.43%	Middletown	14.50%	Roxbury	28.72%	Weston	13.60%
Bethlehem	18.40%	Easton	18.03%	Milford	18.48%	Salem	16.60%	Westport	16.27%
Bloomfield	26.65%	Ellington	13.34%	Monroe	15.43%	Salisbury	36.79%	Wethersfield	20.17%
Bolton	19.38%	Enfield	15.89%	Montville	17.06%	Scotland	20.63%	Willington	12.77%
Bozrah	20.18%	Essex	32.55%	Morris	18.18%	Seymour	14.27%	Wilton	15.88%
Branford	22.16%	Fairfield	15.95%	Naugatuck	15.27%	Sharon	32.60%	Winchester	19.82%
Bridgeport	10.68%	Farmington	19.56%	New Britain	12.84%	Shelton	20.57%	Windham	12.36%
Bridgewater	30.77%	Franklin	19.38%	New Canaan	15.88%	Sherman	21.29%	Windsor	17.80%
Bristol	15.81%	Glastonbury	17.37%	New Fairfield	17.58%	Simsbury	17.21%	Windsor Locks	18.93%
Brookfield	17.09%	Goshen	20.81%	New Hartford	17.36%	Somers	19.03%	Wolcott	17.81%
Brooklyn	19.09%	Granby	17.57%	New Haven	10.07%	South Windsor	17.17%	Woodbridge	23.69%
Burlington	14.85%	Greenwich	16.83%	New London	10.91%	Southbury	29.11%	Woodbury	21.90%
Canaan	25.33%	Griswold	15.24%	New Milford	15.26%	Southington	21.08%	Woodstock	17.29%
Canterbury	16.24%	Groton	13.99%	Newington	21.32%	Sprague	15.16%		
Canton	17.97%	Guilford	22.76%	Newtown	16.03%	Stafford	16.27%	Neighborhoods	
Chaplin	16.87%	Haddam	20.55%	Norfolk	29.41%	Stamford	14.37%	Bridgeport Area1	11.38%
Cheshire	17.89%	Hamden	15.88%	North Branford	21.25%	Sterling	11.75%	Bridgeport Area2	10.13%
Chester	24.11%	Hampton	19.18%	North Canaan	23.41%	Stonington	24.18%	Bridgeport Area3	10.60%
Clinton	19.91%	Hartford	10.72%	North Haven	21.82%	Stratford	19.37%	Hartford Area1	10.93%
Colchester	13.55%	Hartland	17.44%	North Stonington	20.22%	Suffield	15.43%	Hartford Area2	12.87%
Colebrook	9.88%	Harwinton	21.10%	Norwalk	14.93%	Thomaston	17.18%	Hartford Area3	10.22%
Columbia	19.28%	Hebron	14.91%	Norwich	16.18%	Thompson	15.22%	New Haven Area1	10.25%
Cornwall	28.19%	Kent	25.46%	Old Lyme	27.00%	Tolland	14.95%	New Haven Area2	8.94%
Coventry	15.21%	Killingly	15.46%	Old Saybrook	26.58%	Torrington	18.60%	New Haven Area3	11.86%
Cromwell	18.08%	Killingworth	20.28%	Orange	21.69%	Trumbull	18.78%	Stamford Area1	19.00%
Danbury	13.61%	Lebanon	17.16%	Oxford	18.01%	Union	30.01%	Stamford Area2	13.42%
Darien	12.03%	Ledyard	14.65%	Plainfield	17.71%	Vernon	17.74%	Stamford Area3	14.40%
Deep River	19.03%	Lisbon	16.76%	Plainville	17.80%	Voluntown	17.19%		
Derby	15.95%	Litchfield	27.97%	Plymouth	16.89%	Wallingford	21.24%		

Population 65 Years or Older as % of Total Population (Ranked)

Salisbury	36.79%	Harwinton	21.10%	Watertown	18.11%	Lisbon	16.76%	East Hartford	14.08%
Sharon	32.60%	Southington	21.08%	Cromwell	18.08%	Meriden	16.67%	Groton	13.99%
Essex	32.55%	Avon	20.85%	Easton	18.03%	Salem	16.60%	West Haven	13.68%
Bridgewater	30.77%	Rocky Hill	20.82%	Putnam	18.02%	East Windsor	16.30%	Danbury	13.61%
Union	30.01%	Goshen	20.81%	Oxford	18.01%	Stafford	16.27%	Weston	13.60%
Lyme	29.49%	Redding	20.77%	Marlborough	18.00%	Westport	16.27%	Colchester	13.55%
Norfolk	29.41%	Scotland	20.63%	Canton	17.97%	Canterbury	16.24%	Ashford	13.49%
Southbury	29.11%	Shelton	20.57%	West Hartford	17.92%	Norwich	16.18%	Ellington	13.34%
Roxbury	28.72%	Haddam	20.55%	Cheshire	17.89%	Ansonia	16.10%	Waterbury	12.98%
Cornwall	28.19%	Middlefield	20.34%	Wolcott	17.81%	Newtown	16.03%	New Britain	12.84%
Litchfield	27.97%	Killingworth	20.28%	Plainville	17.80%	Derby	15.95%	Willington	12.77%
Washington	27.97%	North Stonington	20.22%	Windsor	17.80%	Fairfield	15.95%	Andover	12.57%
Old Lyme	27.00%	Bozrah	20.18%	Vernon	17.74%	Enfield	15.89%	Windham	12.36%
Bloomfield	26.65%	Wethersfield	20.17%	Plainfield	17.71%	Hamden	15.88%	Darien	12.03%
Old Saybrook	26.58%	Clinton	19.91%	New Fairfield	17.58%	New Canaan	15.88%	Sterling	11.75%
Kent	25.46%	Winchester	19.82%	Granby	17.57%	Wilton	15.88%	New London	10.91%
Canaan	25.33%	Farmington	19.56%	East Granby	17.54%	Bristol	15.81%	Hartford	10.72%
Westbrook	25.09%	Prospect	19.48%	Beacon Falls	17.45%	Killingly	15.46%	Bridgeport	10.68%
Stonington	24.18%	Franklin	19.38%	Hartland	17.44%	Monroe	15.43%	New Haven	10.07%
Chester	24.11%	Bolton	19.38%	Eastford	17.43%	Suffield	15.43%	Colebrook	9.88%
Madison	23.97%	Stratford	19.37%	Glastonbury	17.37%	Naugatuck	15.27%	Mansfield	8.08%
Woodbridge	23.69%	Portland	19.31%	New Hartford	17.36%	New Milford	15.26%	Neighborhoods	
North Canaan	23.41%	Columbia	19.28%	Woodstock	17.29%	Griswold	15.24%	Stamford Area1	19.00%
Guilford	22.76%	Hampton	19.18%	Simsbury	17.21%	Thompson	15.22%	Stamford Area3	14.40%
Waterford	22.70%	Preston	19.10%	Voluntown	17.19%	Coventry	15.21%	Stamford Area2	13.42%
East Lyme	22.67%	Brooklyn	19.09%	Thomaston	17.18%	Sprague	15.16%	Hartford Area2	12.87%
Branford	22.16%	Deep River	19.03%	South Windsor	17.17%	Tolland	14.95%	New Haven Area3	11.86%
Woodbury	21.90%	Somers	19.03%	Lebanon	17.16%	Norwalk	14.93%	Bridgeport Area1	11.38%
North Haven	21.82%	Windsor Locks	18.93%	Bethany	17.10%	Hebron	14.91%	Hartford Area1	10.93%
Warren	21.79%	East Haven	18.84%	Brookfield	17.09%	Bethel	14.91%	Bridgeport Area3	10.60%
Orange	21.69%	Trumbull	18.78%	Montville	17.06%	Burlington	14.85%	New Haven Area1	10.25%
Newington	21.32%	Torrington	18.60%	Durham	17.01%	Pomfret	14.69%	Hartford Area3	10.22%
Sherman	21.29%	Barkhamsted	18.55%	Ridgefield	17.00%	Ledyard	14.65%	Bridgeport Area2	10.13%
Berlin	21.27%	Milford	18.48%	Plymouth	16.89%	Middletown	14.50%	New Haven Area2	8.94%
North Branford	21.25%	Bethlehem	18.40%	Chaplin	16.87%	Manchester	14.44%		
Wallingford	21.24%	East Haddam	18.38%	Greenwich	16.83%	Stamford	14.37%	Questions ?	Beth.Dugan@umb.edu
Middlebury	21.24%	Morris	18.18%	East Hampton	16.80%	Seymour	14.27%		https://healthyaqingdatareports.org