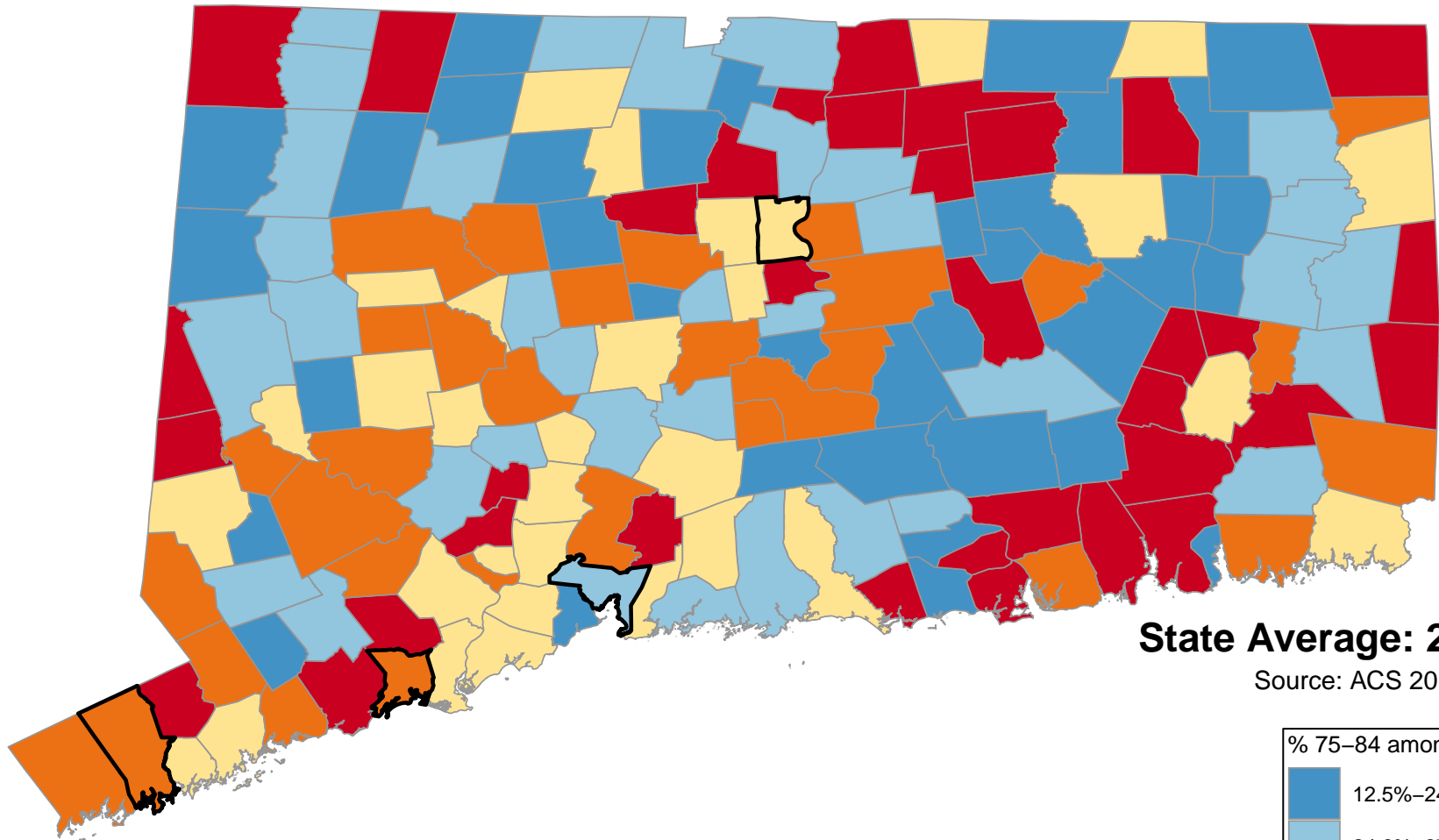
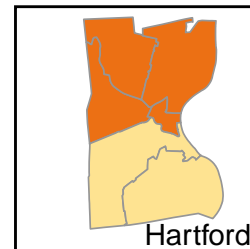
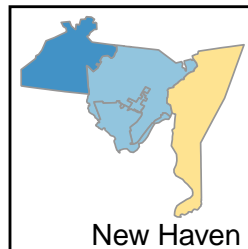
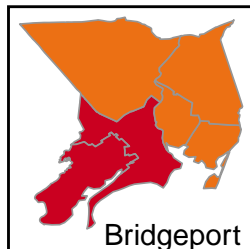
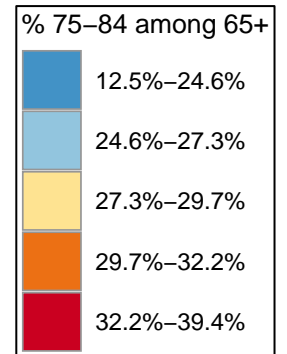


Percentage of Population Age 75–84 Years Among People Age 65+ Years



State Average: 29.1%

Source: ACS 2014–2018



Questions or ideas?
Beth.Dugan@umb.edu
12/2020

% 75-84 Years

Andover	20.00%	Durham	21.09%	Lyme	32.69%	Pomfret	25.61%	Warren	25.32%
Ansonia	28.26%	East Granby	20.07%	Madison	29.21%	Portland	30.31%	Washington	25.85%
Ashford	37.30%	East Haddam	20.72%	Manchester	25.65%	Preston	35.69%	Waterbury	32.05%
Avon	33.81%	East Hampton	16.67%	Mansfield	28.35%	Prospect	27.57%	Waterford	33.44%
Barkhamsted	27.75%	East Hartford	31.64%	Marlborough	12.51%	Putnam	30.23%	Watertown	29.99%
Beacon Falls	32.33%	East Haven	28.62%	Meriden	26.99%	Redding	25.51%	West Hartford	29.56%
Berlin	31.25%	East Lyme	33.42%	Middlebury	29.01%	Ridgefield	29.95%	West Haven	24.63%
Bethany	29.01%	East Windsor	35.15%	Middlefield	30.72%	Rocky Hill	25.18%	Westbrook	20.50%
Bethel	24.32%	Eastford	24.00%	Middletown	31.16%	Roxbury	23.18%	Weston	22.52%
Bethlehem	30.08%	Easton	26.05%	Milford	27.87%	Salem	16.79%	Westport	32.16%
Bloomfield	35.59%	Ellington	37.01%	Monroe	30.10%	Salisbury	34.13%	Wethersfield	36.70%
Bolton	21.26%	Enfield	34.46%	Montville	34.50%	Scotland	24.34%	Willington	24.50%
Bozrah	37.84%	Essex	34.36%	Morris	28.61%	Seymour	33.69%	Wilton	31.35%
Branford	25.28%	Fairfield	32.44%	Naugatuck	27.26%	Sharon	23.22%	Winchester	20.93%
Bridgeport	31.00%	Farmington	30.01%	New Britain	27.14%	Shelton	27.47%	Windham	24.52%
Bridgewater	29.14%	Franklin	32.49%	New Canaan	33.46%	Sherman	37.16%	Windsor	25.78%
Bristol	30.49%	Glastonbury	29.81%	New Fairfield	32.32%	Simsbury	24.13%	Windsor Locks	34.92%
Brookfield	31.60%	Goshen	16.89%	New Hartford	23.79%	Somers	29.45%	Wolcott	26.87%
Brooklyn	24.71%	Granby	24.82%	New Haven	26.33%	South Windsor	27.16%	Woodbridge	27.89%
Burlington	18.92%	Greenwich	31.69%	New London	24.01%	Southbury	31.20%	Woodbury	27.45%
Canaan	26.40%	Griswold	25.59%	New Milford	25.57%	Southington	28.67%	Woodstock	21.17%
Canterbury	26.46%	Groton	30.88%	Newington	29.44%	Sprague	37.84%	Neighborhoods	
Canton	27.38%	Guilford	26.62%	Newtown	31.23%	Stafford	20.47%	Bridgeport Area1	30.29%
Chaplin	17.81%	Haddam	23.66%	Norfolk	39.37%	Stamford	29.97%	Bridgeport Area2	32.25%
Cheshire	27.24%	Hamden	30.77%	North Branford	27.99%	Sterling	38.01%	Bridgeport Area3	30.38%
Chester	26.04%	Hampton	22.97%	North Canaan	26.65%	Stonington	29.12%	Hartford Area1	29.91%
Clinton	33.88%	Hartford	29.52%	North Haven	36.49%	Stratford	28.20%	Hartford Area2	30.75%
Colchester	25.90%	Hartland	25.84%	North Stonington	30.47%	Suffield	25.79%	Hartford Area3	28.80%
Colebrook	17.33%	Harwinton	31.63%	Norwalk	29.62%	Thomaston	27.33%	New Haven Area1	21.86%
Columbia	30.14%	Hebron	36.34%	Norwich	28.18%	Thompson	35.37%	New Haven Area2	27.27%
Cornwall	25.07%	Kent	18.22%	Old Lyme	30.56%	Tolland	33.47%	New Haven Area3	28.17%
Coventry	23.61%	Killingly	27.34%	Old Saybrook	37.60%	Torrington	26.39%	Stamford Area1	30.84%
Cromwell	22.37%	Killingworth	25.06%	Orange	29.18%	Trumbull	32.52%	Stamford Area2	29.71%
Danbury	28.81%	Lebanon	21.29%	Oxford	27.29%	Union	29.39%	Stamford Area3	29.55%
Darien	29.14%	Ledyard	26.48%	Plainfield	26.64%	Vernon	34.97%		
Deep River	20.12%	Lisbon	30.87%	Plainville	22.85%	Voluntown	32.95%		
Derby	31.21%	Litchfield	31.53%	Plymouth	26.43%	Wallingford	27.63%		

% 75-84 Years (Ranked)

Norfolk	39.37%	Greenwich	31.69%	Darien	29.14%	Canaan	26.40%	Weston	22.52%
Sterling	38.01%	East Hartford	31.64%	Bridgewater	29.14%	Torrington	26.39%	Cromwell	22.37%
Bozrah	37.84%	Harwinton	31.63%	Stonington	29.12%	New Haven	26.33%	Lebanon	21.29%
Sprague	37.84%	Brookfield	31.60%	Bethany	29.01%	Easton	26.05%	Bolton	21.26%
Old Saybrook	37.60%	Litchfield	31.53%	Middlebury	29.01%	Chester	26.04%	Woodstock	21.17%
Ashford	37.30%	Wilton	31.35%	Danbury	28.81%	Colchester	25.90%	Durham	21.09%
Sherman	37.16%	Berlin	31.25%	Southington	28.67%	Washington	25.85%	Winchester	20.93%
Ellington	37.01%	Newtown	31.23%	East Haven	28.62%	Hartland	25.84%	East Haddam	20.72%
Wethersfield	36.70%	Derby	31.21%	Morris	28.61%	Suffield	25.79%	Westbrook	20.50%
North Haven	36.49%	Southbury	31.20%	Mansfield	28.35%	Windsor	25.78%	Stafford	20.47%
Hebron	36.34%	Middletown	31.16%	Ansonia	28.26%	Manchester	25.65%	Deep River	20.12%
Preston	35.69%	Bridgeport	31.00%	Stratford	28.20%	Pomfret	25.61%	East Granby	20.07%
Bloomfield	35.59%	Groton	30.88%	Norwich	28.18%	Griswold	25.59%	Andover	20.00%
Thompson	35.37%	Lisbon	30.87%	North Branford	27.99%	New Milford	25.57%	Burlington	18.92%
East Windsor	35.15%	Hamden	30.77%	Woodbridge	27.89%	Redding	25.51%	Kent	18.22%
Vernon	34.97%	Middlefield	30.72%	Milford	27.87%	Warren	25.32%	Chaplin	17.81%
Windsor Locks	34.92%	Old Lyme	30.56%	Barkhamsted	27.75%	Branford	25.28%	Colebrook	17.33%
Montville	34.50%	Bristol	30.49%	Wallingford	27.63%	Rocky Hill	25.18%	Goshen	16.89%
Enfield	34.46%	North Stonington	30.47%	Prospect	27.57%	Cornwall	25.07%	Salem	16.79%
Essex	34.36%	Portland	30.31%	Shelton	27.47%	Killingworth	25.06%	East Hampton	16.67%
Salisbury	34.13%	Putnam	30.23%	Woodbury	27.45%	Granby	24.82%	Marlborough	12.51%
Clinton	33.88%	Columbia	30.14%	Canton	27.38%	Brooklyn	24.71%		
Avon	33.81%	Monroe	30.10%	Killingly	27.34%	West Haven	24.63%		
Seymour	33.69%	Bethlehem	30.08%	Thomaston	27.33%	Windham	24.52%		
Tolland	33.47%	Farmington	30.01%	Oxford	27.29%	Willington	24.50%		
New Canaan	33.46%	Watertown	29.99%	Naugatuck	27.26%	Scotland	24.34%		
Waterford	33.44%	Stamford	29.97%	Cheshire	27.24%	Bethel	24.32%		
East Lyme	33.42%	Ridgefield	29.95%	South Windsor	27.16%	Simsbury	24.13%		
Voluntown	32.95%	Glastonbury	29.81%	New Britain	27.14%	New London	24.01%		
Lyme	32.69%	Norwalk	29.62%	Meriden	26.99%	Eastford	24.00%		
Trumbull	32.52%	West Hartford	29.56%	Wolcott	26.87%	New Hartford	23.79%		
Franklin	32.49%	Hartford	29.52%	North Canaan	26.65%	Haddam	23.66%		
Fairfield	32.44%	Somers	29.45%	Plainfield	26.64%	Coventry	23.61%		
Beacon Falls	32.33%	Newington	29.44%	Guilford	26.62%	Sharon	23.22%		
New Fairfield	32.32%	Union	29.39%	Ledyard	26.48%	Roxbury	23.18%		
Westport	32.16%	Madison	29.21%	Canterbury	26.46%	Hampton	22.97%		
Waterbury	32.05%	Orange	29.18%	Plymouth	26.43%	Plainville	22.85%		

Neighborhoods

Bridgeport Area2	32.25%
Stamford Area1	30.84%
Hartford Area2	30.75%
Bridgeport Area3	30.38%
Bridgeport Area1	30.29%
Hartford Area1	29.91%
Stamford Area2	29.71%
Stamford Area3	29.55%
Hartford Area3	28.80%
New Haven Area3	28.17%
New Haven Area2	27.27%
New Haven Area1	21.86%

Questions ? Beth.Dugan@umb.edu

<https://healthvagingdatareports.org>