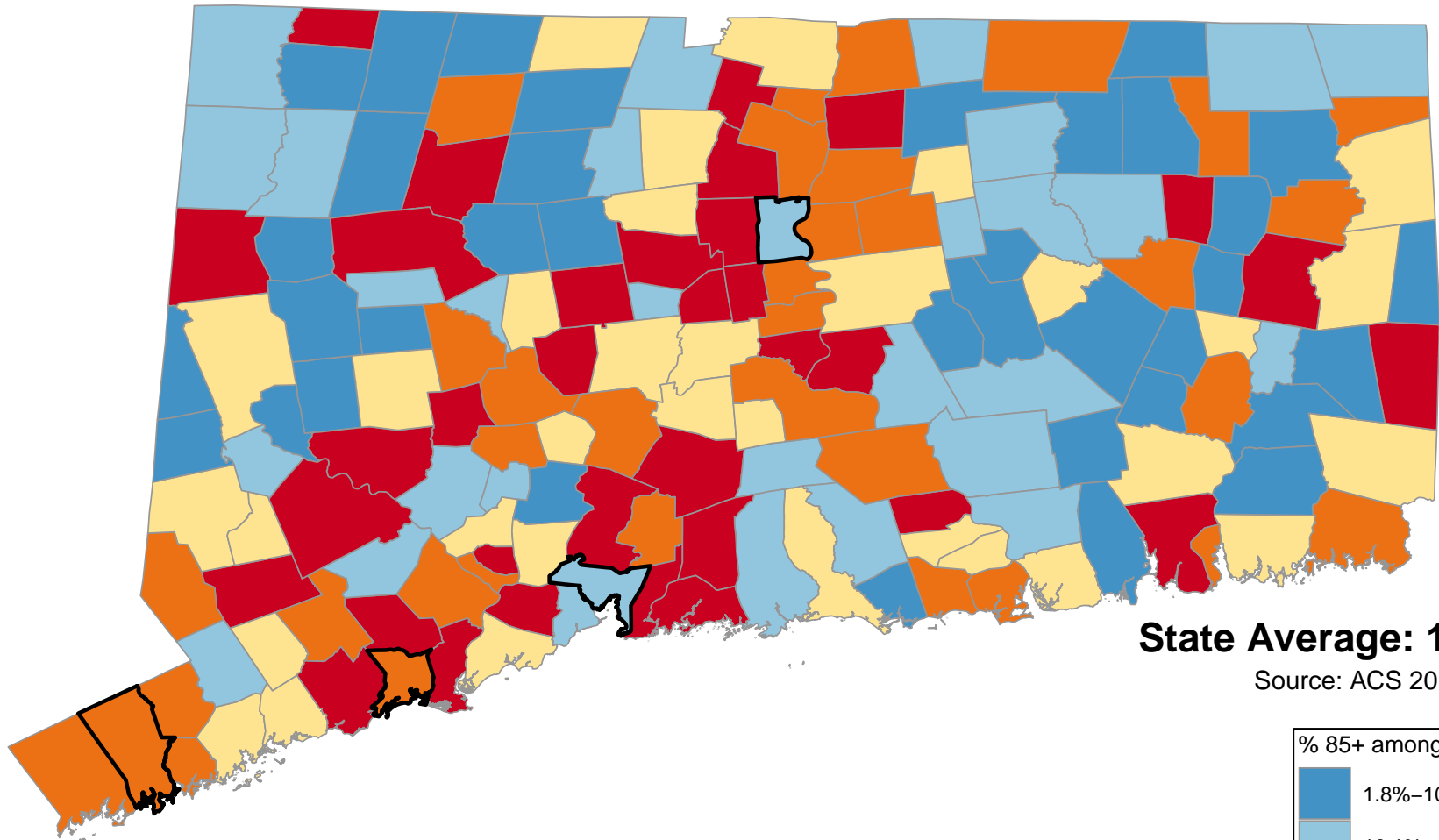
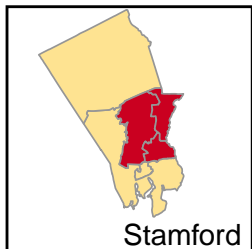
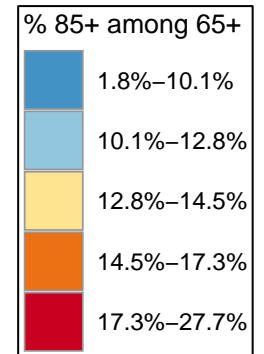


# Percentage of Population Age 85+ Years Among People Age 65+ Years

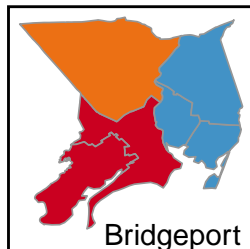


**State Average: 15.2%**

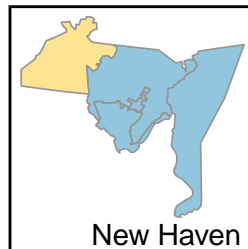
Source: ACS 2014–2018



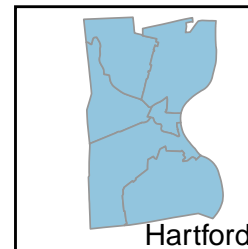
Stamford



Bridgeport



New Haven



Hartford

## % 85 Years or Older

|              |        |               |        |                  |        |               |        |                      |        |
|--------------|--------|---------------|--------|------------------|--------|---------------|--------|----------------------|--------|
| Andover      | 10.12% | Durham        | 11.35% | Lyme             | 11.54% | Pomfret       | 6.36%  | Warren               | 6.73%  |
| Ansonia      | 18.94% | East Granby   | 22.02% | Madison          | 13.86% | Portland      | 17.53% | Washington           | 6.69%  |
| Ashford      | 5.08%  | East Haddam   | 11.20% | Manchester       | 15.90% | Preston       | 4.26%  | Waterbury            | 15.71% |
| Avon         | 13.55% | East Hampton  | 12.45% | Mansfield        | 12.43% | Prospect      | 14.39% | Waterford            | 18.57% |
| Barkhamsted  | 1.76%  | East Hartford | 14.71% | Marlborough      | 9.90%  | Putnam        | 17.25% | Watertown            | 15.76% |
| Beacon Falls | 10.22% | East Haven    | 19.02% | Meriden          | 13.67% | Redding       | 17.88% | West Hartford        | 21.77% |
| Berlin       | 14.36% | East Lyme     | 9.89%  | Middlebury       | 22.07% | Ridgefield    | 16.26% | West Haven           | 10.70% |
| Bethany      | 6.59%  | East Windsor  | 18.27% | Middlefield      | 13.90% | Rocky Hill    | 15.10% | Westbrook            | 16.86% |
| Bethel       | 13.79% | Eastford      | 15.67% | Middletown       | 15.60% | Roxbury       | 8.61%  | Weston               | 12.87% |
| Bethlehem    | 8.19%  | Easton        | 16.43% | Milford          | 13.95% | Salem         | 4.82%  | Westport             | 14.28% |
| Bloomfield   | 18.83% | Ellington     | 4.49%  | Monroe           | 10.14% | Salisbury     | 12.80% | Wethersfield         | 16.54% |
| Bolton       | 11.20% | Enfield       | 16.86% | Montville        | 13.66% | Scotland      | 3.52%  | Willington           | 8.21%  |
| Bozrah       | 6.56%  | Essex         | 13.73% | Morris           | 10.82% | Seymour       | 14.51% | Wilton               | 12.53% |
| Branford     | 19.68% | Fairfield     | 18.28% | Naugatuck        | 15.06% | Sharon        | 12.40% | Winchester           | 16.17% |
| Bridgeport   | 14.77% | Farmington    | 19.03% | New Britain      | 18.36% | Shelton       | 16.68% | Windham              | 15.44% |
| Bridgewater  | 9.14%  | Franklin      | 9.80%  | New Canaan       | 15.53% | Sherman       | 4.65%  | Windsor              | 15.99% |
| Bristol      | 17.87% | Glastonbury   | 14.47% | New Fairfield    | 8.90%  | Simsbury      | 14.08% | Windsor Locks        | 14.95% |
| Brookfield   | 10.87% | Goshen        | 8.44%  | New Hartford     | 9.97%  | Somers        | 12.32% | Wolcott              | 21.51% |
| Brooklyn     | 16.14% | Granby        | 11.93% | New Haven        | 12.22% | South Windsor | 16.20% | Woodbridge           | 13.18% |
| Burlington   | 9.25%  | Greenwich     | 15.38% | New London       | 14.82% | Southbury     | 20.82% | Woodbury             | 13.53% |
| Canaan       | 4.95%  | Griswold      | 9.48%  | New Milford      | 12.89% | Southington   | 14.45% | Woodstock            | 10.14% |
| Canterbury   | 20.02% | Groton        | 13.42% | Newington        | 19.21% | Sprague       | 12.84% |                      |        |
| Canton       | 10.53% | Guilford      | 11.16% | Newtown          | 18.01% | Stafford      | 15.30% | <b>Neighborhoods</b> |        |
| Chaplin      | 26.46% | Haddam        | 15.77% | Norfolk          | 7.24%  | Stamford      | 15.21% | Bridgeport Area1     | 16.45% |
| Cheshire     | 16.79% | Hamden        | 18.36% | North Branford   | 18.71% | Sterling      | 6.56%  | Bridgeport Area2     | 17.50% |
| Chester      | 17.69% | Hampton       | 9.80%  | North Canaan     | 24.71% | Stonington    | 14.56% | Bridgeport Area3     | 9.88%  |
| Clinton      | 8.63%  | Hartford      | 11.63% | North Haven      | 17.32% | Stratford     | 18.25% | Hartford Area1       | 12.25% |
| Colchester   | 11.26% | Hartland      | 14.33% | North Stonington | 12.83% | Suffield      | 13.53% | Hartford Area2       | 10.43% |
| Colebrook    | 6.00%  | Harwinton     | 9.88%  | Norwalk          | 13.23% | Thomaston     | 10.76% | Hartford Area3       | 12.42% |
| Columbia     | 13.01% | Hebron        | 4.86%  | Norwich          | 14.95% | Thompson      | 12.03% | New Haven Area1      | 14.03% |
| Cornwall     | 10.63% | Kent          | 27.68% | Old Lyme         | 13.11% | Tolland       | 10.78% | New Haven Area2      | 10.97% |
| Coventry     | 10.43% | Killingly     | 14.27% | Old Saybrook     | 15.17% | Torrington    | 22.10% | New Haven Area3      | 12.57% |
| Cromwell     | 25.69% | Killingworth  | 11.68% | Orange           | 20.05% | Trumbull      | 18.96% | Stamford Area1       | 13.82% |
| Danbury      | 13.83% | Lebanon       | 10.12% | Oxford           | 10.28% | Union         | 4.96%  | Stamford Area2       | 14.18% |
| Darien       | 16.73% | Ledyard       | 7.31%  | Plainfield       | 14.42% | Vernon        | 13.86% | Stamford Area3       | 18.01% |
| Deep River   | 13.92% | Lisbon        | 11.45% | Plainville       | 11.98% | Voluntown     | 18.18% |                      |        |
| Derby        | 15.53% | Litchfield    | 17.71% | Plymouth         | 14.12% | Wallingford   | 20.77% |                      |        |

## % 85 Years or Older (Ranked)

|                |        |               |        |                  |        |               |        |                  |                      |
|----------------|--------|---------------|--------|------------------|--------|---------------|--------|------------------|----------------------|
| Kent           | 27.68% | Westbrook     | 16.86% | Berlin           | 14.36% | Granby        | 11.93% | Wilmington       | 8.21%                |
| Chaplin        | 26.46% | Cheshire      | 16.79% | Hartland         | 14.33% | Killingworth  | 11.68% | Bethlehem        | 8.19%                |
| Cromwell       | 25.69% | Darien        | 16.73% | Westport         | 14.28% | Hartford      | 11.63% | Ledyard          | 7.31%                |
| North Canaan   | 24.71% | Shelton       | 16.68% | Killingly        | 14.27% | Lyme          | 11.54% | Norfolk          | 7.24%                |
| Torrington     | 22.10% | Wethersfield  | 16.54% | Plymouth         | 14.12% | Lisbon        | 11.45% | Warren           | 6.73%                |
| Middlebury     | 22.07% | Easton        | 16.43% | Simsbury         | 14.08% | Durham        | 11.35% | Washington       | 6.69%                |
| East Granby    | 22.02% | Ridgefield    | 16.26% | Milford          | 13.95% | Colchester    | 11.26% | Bethany          | 6.59%                |
| West Hartford  | 21.77% | South Windsor | 16.20% | Deep River       | 13.92% | East Haddam   | 11.20% | Bozrah           | 6.56%                |
| Wolcott        | 21.51% | Winchester    | 16.17% | Middlefield      | 13.90% | Bolton        | 11.20% | Sterling         | 6.56%                |
| Southbury      | 20.82% | Brooklyn      | 16.14% | Vernon           | 13.86% | Guilford      | 11.16% | Pomfret          | 6.36%                |
| Wallingford    | 20.77% | Windsor       | 15.99% | Madison          | 13.86% | Brookfield    | 10.87% | Colebrook        | 6.00%                |
| Orange         | 20.05% | Manchester    | 15.90% | Danbury          | 13.83% | Morris        | 10.82% | Ashford          | 5.08%                |
| Canterbury     | 20.02% | Haddam        | 15.77% | Bethel           | 13.79% | Tolland       | 10.78% | Union            | 4.96%                |
| Branford       | 19.68% | Watertown     | 15.76% | Essex            | 13.73% | Thomaston     | 10.76% | Canaan           | 4.95%                |
| Newington      | 19.21% | Waterbury     | 15.71% | Meriden          | 13.67% | West Haven    | 10.70% | Hebron           | 4.86%                |
| Farmington     | 19.03% | Eastford      | 15.67% | Montville        | 13.66% | Cornwall      | 10.63% | Salem            | 4.82%                |
| East Haven     | 19.02% | Middletown    | 15.60% | Avon             | 13.55% | Canton        | 10.53% | Sherman          | 4.65%                |
| Trumbull       | 18.96% | New Canaan    | 15.53% | Suffield         | 13.53% | Coventry      | 10.43% | Ellington        | 4.49%                |
| Ansonia        | 18.94% | Derby         | 15.53% | Woodbury         | 13.53% | Oxford        | 10.28% | Preston          | 4.26%                |
| Bloomfield     | 18.83% | Windham       | 15.44% | Groton           | 13.42% | Beacon Falls  | 10.22% | Scotland         | 3.52%                |
| North Branford | 18.71% | Greenwich     | 15.38% | Norwalk          | 13.23% | Monroe        | 10.14% | Barkhamsted      | 1.76%                |
| Waterford      | 18.57% | Stafford      | 15.30% | Woodbridge       | 13.18% | Woodstock     | 10.14% |                  |                      |
| New Britain    | 18.36% | Stamford      | 15.21% | Old Lyme         | 13.11% | Andover       | 10.12% |                  | <b>Neighborhoods</b> |
| Hamden         | 18.36% | Old Saybrook  | 15.17% | Columbia         | 13.01% | Lebanon       | 10.12% | Stamford Area3   | 18.01%               |
| Fairfield      | 18.28% | Rocky Hill    | 15.10% | New Milford      | 12.89% | New Hartford  | 9.97%  | Bridgeport Area2 | 17.50%               |
| East Windsor   | 18.27% | Naugatuck     | 15.06% | Weston           | 12.87% | Marlborough   | 9.90%  | Bridgeport Area1 | 16.45%               |
| Stratford      | 18.25% | Windsor Locks | 14.95% | Sprague          | 12.84% | East Lyme     | 9.89%  | Stamford Area2   | 14.18%               |
| Voluntown      | 18.18% | Norwich       | 14.95% | North Stonington | 12.83% | Harwinton     | 9.88%  | New Haven Area1  | 14.03%               |
| Newtown        | 18.01% | New London    | 14.82% | Salisbury        | 12.80% | Franklin      | 9.80%  | Stamford Area1   | 13.82%               |
| Redding        | 17.88% | Bridgeport    | 14.77% | Wilton           | 12.53% | Hampton       | 9.80%  | New Haven Area3  | 12.57%               |
| Bristol        | 17.87% | East Hartford | 14.71% | East Hampton     | 12.45% | Griswold      | 9.48%  | Hartford Area3   | 12.42%               |
| Litchfield     | 17.71% | Stonington    | 14.56% | Mansfield        | 12.43% | Burlington    | 9.25%  | Hartford Area1   | 12.25%               |
| Chester        | 17.69% | Seymour       | 14.51% | Sharon           | 12.40% | Bridgewater   | 9.14%  | New Haven Area2  | 10.97%               |
| Portland       | 17.53% | Glastonbury   | 14.47% | Somers           | 12.32% | New Fairfield | 8.90%  | Hartford Area2   | 10.43%               |
| North Haven    | 17.32% | Southington   | 14.45% | New Haven        | 12.22% | Clinton       | 8.63%  | Bridgeport Area3 | 9.88%                |
| Putnam         | 17.25% | Plainfield    | 14.42% | Thompson         | 12.03% | Roxbury       | 8.61%  |                  |                      |
| Enfield        | 16.86% | Prospect      | 14.39% | Plainville       | 11.98% | Goshen        | 8.44%  |                  |                      |

Questions ? Beth.Dugan@umb.edu

<https://healthvagingdatareports.org>