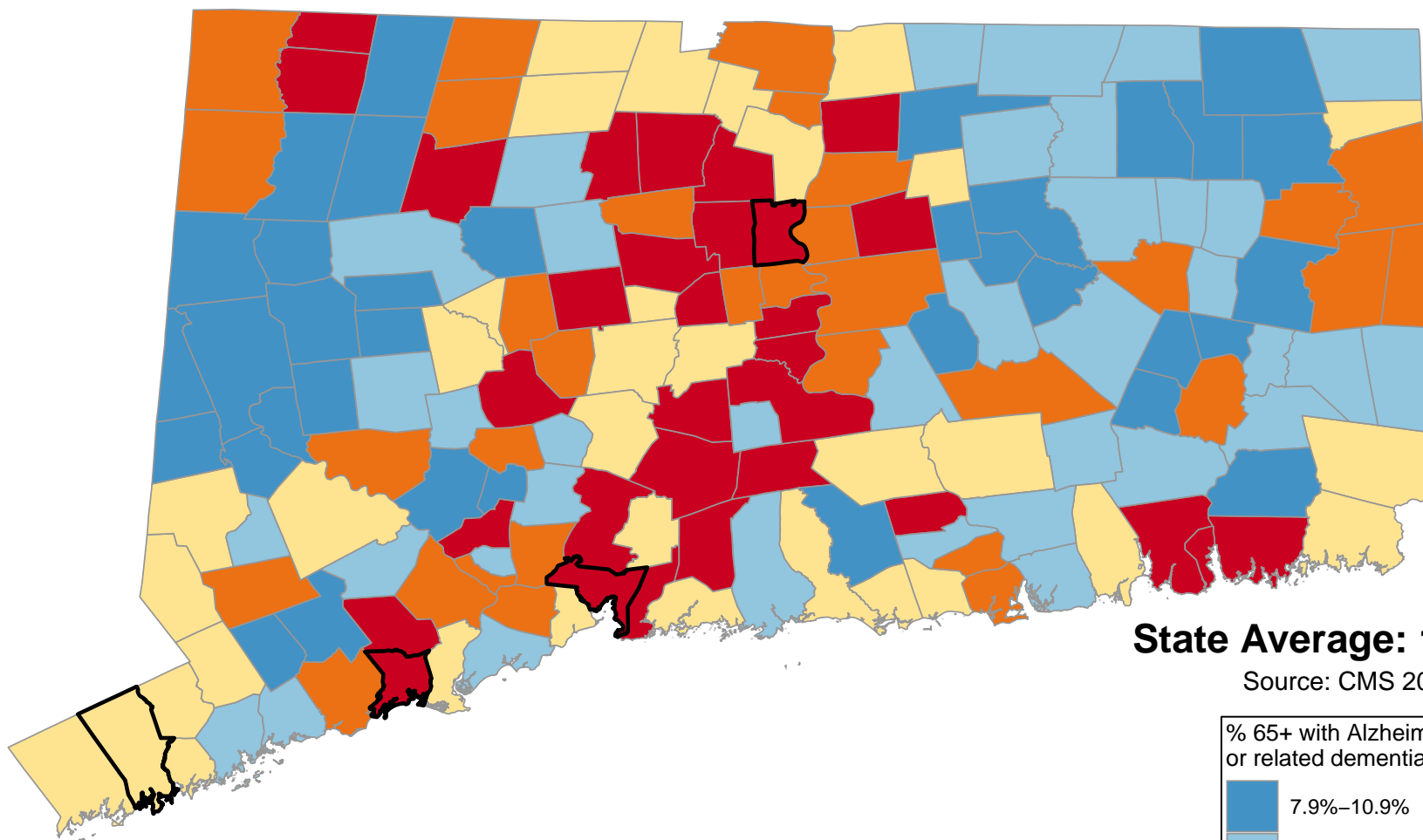


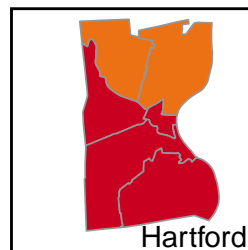
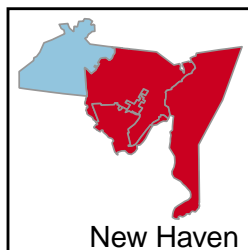
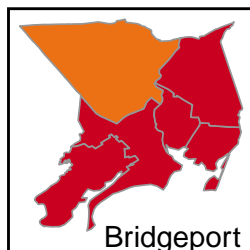
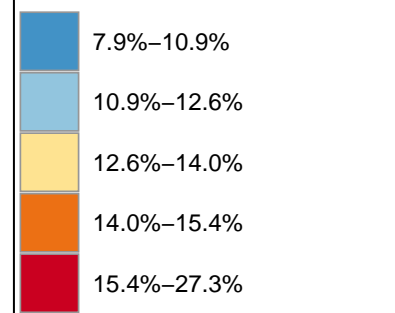
Percentage of Medicare Beneficiaries Age 65+ Years with Alzheimer's Disease or Related Dementias



State Average: 14.4%

Source: CMS 2016–2017

% 65+ with Alzheimer's disease or related dementias



Questions or ideas?
Beth.Dugan@umb.edu
12/2020

% 65+ with Alzheimer's Disease or Related Dementias

Andover	9.92%	Durham	15.89%	Lyme	10.93%	Pomfret	10.01%	Warren	10.05%
Ansonia	12.19%	East Granby	13.76%	Madison	13.42%	Portland	14.41%	Washington	9.43%
Ashford	10.04%	East Haddam	12.75%	Manchester	16.05%	Preston	11.37%	Waterbury	17.78%
Avon	14.25%	East Hampton	12.62%	Mansfield	12.34%	Prospect	12.38%	Waterford	15.50%
Barkhamsted	13.26%	East Hartford	15.30%	Marlborough	9.83%	Putnam	13.71%	Watertown	13.61%
Beacon Falls	9.30%	East Haven	16.75%	Meriden	17.07%	Redding	14.75%	West Hartford	17.84%
Berlin	13.23%	East Lyme	12.72%	Middlebury	12.32%	Ridgefield	13.00%	West Haven	13.77%
Bethany	11.20%	East Windsor	16.79%	Middlefield	11.69%	Rocky Hill	16.28%	Westbrook	12.77%
Bethel	12.17%	Eastford	10.04%	Middletown	17.16%	Roxbury	8.23%	Weston	9.83%
Bethlehem	8.98%	Easton	10.24%	Milford	12.34%	Salem	11.77%	Westport	11.53%
Bloomfield	16.80%	Ellington	10.15%	Monroe	12.11%	Salisbury	14.01%	Wethersfield	14.62%
Bolton	9.92%	Enfield	12.87%	Montville	12.38%	Scotland	11.22%	Willington	11.73%
Bozrah	9.98%	Essex	14.07%	Morris	8.98%	Seymour	15.43%	Wilton	12.84%
Branford	14.00%	Fairfield	14.37%	Naugatuck	15.12%	Sharon	14.68%	Winchester	14.08%
Bridgeport	18.53%	Farmington	16.48%	New Britain	17.55%	Shelton	14.61%	Windham	15.04%
Bridgewater	8.23%	Franklin	9.98%	New Canaan	13.14%	Sherman	8.59%	Windsor	13.02%
Bristol	16.85%	Glastonbury	14.49%	New Fairfield	9.41%	Simsbury	16.60%	Windsor Locks	14.68%
Brookfield	9.94%	Goshen	8.49%	New Hartford	11.39%	Somers	12.47%	Wolcott	14.65%
Brooklyn	14.22%	Granby	12.88%	New Haven	17.50%	South Windsor	14.53%	Woodbridge	15.38%
Burlington	11.08%	Greenwich	13.83%	New London	19.13%	Southbury	15.31%	Woodbury	10.98%
Canaan	16.45%	Griswold	11.89%	New Milford	10.79%	Southington	13.91%	Woodstock	10.01%
Canterbury	10.47%	Groton	15.41%	Newington	15.09%	Sprague	9.98%	Neighborhoods	
Canton	16.97%	Guilford	12.27%	Newtown	12.96%	Stafford	11.73%	Bridgeport Area1	14.87%
Chaplin	11.22%	Haddam	13.50%	Norfolk	8.49%	Stamford	13.86%	Bridgeport Area2	19.87%
Cheshire	13.95%	Hamden	17.54%	North Branford	15.38%	Sterling	14.16%	Bridgeport Area3	21.38%
Chester	17.34%	Hampton	11.22%	North Canaan	16.45%	Stonington	13.72%	Hartford Area1	15.37%
Clinton	12.71%	Hartford	21.43%	North Haven	12.85%	Stratford	13.88%	Hartford Area2	27.30%
Colchester	14.26%	Hartland	13.26%	North Stonington	13.25%	Suffield	14.17%	Hartford Area3	20.95%
Colebrook	14.08%	Harwinton	10.34%	Norwalk	12.32%	Thomaston	13.75%	New Haven Area1	11.72%
Columbia	9.69%	Hebron	11.93%	Norwich	15.21%	Thompson	11.25%	New Haven Area2	19.31%
Cornwall	10.05%	Kent	9.38%	Old Lyme	10.93%	Tolland	12.02%	New Haven Area3	17.98%
Coventry	10.32%	Killingly	14.16%	Old Saybrook	15.08%	Torrington	16.39%	Stamford Area1	12.64%
Cromwell	18.13%	Killingworth	9.51%	Orange	14.10%	Trumbull	17.46%	Stamford Area2	14.72%
Danbury	12.89%	Lebanon	12.07%	Oxford	7.97%	Union	11.73%	Stamford Area3	13.23%
Darien	12.93%	Ledyard	10.42%	Plainfield	14.16%	Vernon	12.73%		
Deep River	11.91%	Lisbon	11.89%	Plainville	13.94%	Voluntown	11.89%		
Derby	14.02%	Litchfield	12.40%	Plymouth	14.87%	Wallingford	17.12%		

% 65+ with Alzheimer's Disease or Related Dementias (Ranked)

Hartford	21.43%	Old Saybrook	15.08%	Putnam	13.71%	Tolland	12.02%	Franklin	9.98%
New London	19.13%	Windham	15.04%	Watertown	13.61%	Hebron	11.93%	Sprague	9.98%
Bridgeport	18.53%	Plymouth	14.87%	Haddam	13.50%	Deep River	11.91%	Brookfield	9.94%
Cromwell	18.13%	Redding	14.75%	Madison	13.42%	Griswold	11.89%	Andover	9.92%
West Hartford	17.84%	Windsor Locks	14.68%	Barkhamsted	13.26%	Lisbon	11.89%	Bolton	9.92%
Waterbury	17.78%	Sharon	14.68%	Hartland	13.26%	Voluntown	11.89%	Weston	9.83%
New Britain	17.55%	Wolcott	14.65%	North Stonington	13.25%	Salem	11.77%	Marlborough	9.83%
Hamden	17.54%	Wethersfield	14.62%	Berlin	13.23%	Stafford	11.73%	Columbia	9.69%
New Haven	17.50%	Shelton	14.61%	New Canaan	13.14%	Union	11.73%	Killingworth	9.51%
Trumbull	17.46%	South Windsor	14.53%	Windsor	13.02%	Willington	11.73%	Washington	9.43%
Chester	17.34%	Glastonbury	14.49%	Ridgefield	13.00%	Middlefield	11.69%	New Fairfield	9.41%
Middletown	17.16%	Portland	14.41%	Newtown	12.96%	Westport	11.53%	Kent	9.38%
Wallingford	17.12%	Fairfield	14.37%	Darien	12.93%	New Hartford	11.39%	Beacon Falls	9.30%
Meriden	17.07%	Colchester	14.26%	Danbury	12.89%	Preston	11.37%	Bethlehem	8.98%
Canton	16.97%	Avon	14.25%	Granby	12.88%	Thompson	11.25%	Morris	8.98%
Bristol	16.85%	Brooklyn	14.22%	Enfield	12.87%	Chaplin	11.22%	Sherman	8.59%
Bloomfield	16.80%	Suffield	14.17%	North Haven	12.85%	Hampton	11.22%	Goshen	8.49%
East Windsor	16.79%	Killingly	14.16%	Wilton	12.84%	Scotland	11.22%	Norfolk	8.49%
East Haven	16.75%	Plainfield	14.16%	Westbrook	12.77%	Bethany	11.20%	Bridgewater	8.23%
Simsbury	16.60%	Sterling	14.16%	East Haddam	12.75%	Burlington	11.08%	Roxbury	8.23%
Farmington	16.48%	Orange	14.10%	Vernon	12.73%	Woodbury	10.98%	Oxford	7.97%
Canaan	16.45%	Colebrook	14.08%	East Lyme	12.72%	Lyme	10.93%	Neighborhoods	
North Canaan	16.45%	Winchester	14.08%	Clinton	12.71%	Old Lyme	10.93%	Hartford Area2	27.30%
Torrington	16.39%	Essex	14.07%	East Hampton	12.62%	New Milford	10.79%	Bridgeport Area3	21.38%
Rocky Hill	16.28%	Derby	14.02%	Somers	12.47%	Canterbury	10.47%	Hartford Area3	20.95%
Manchester	16.05%	Salisbury	14.01%	Litchfield	12.40%	Ledyard	10.42%	Bridgeport Area2	19.87%
Durham	15.89%	Branford	14.00%	Montville	12.38%	Harwinton	10.34%	New Haven Area2	19.31%
Waterford	15.50%	Cheshire	13.95%	Prospect	12.38%	Coventry	10.32%	New Haven Area3	17.98%
Seymour	15.43%	Plainville	13.94%	Milford	12.34%	Easton	10.24%	Hartford Area1	15.37%
Groton	15.41%	Southington	13.91%	Mansfield	12.34%	Ellington	10.15%	Bridgeport Area1	14.87%
North Branford	15.38%	Stratford	13.88%	Middlebury	12.32%	Cornwall	10.05%	Stamford Area2	14.72%
Woodbridge	15.38%	Stamford	13.86%	Norwalk	12.32%	Warren	10.05%	Stamford Area3	13.23%
Southbury	15.31%	Greenwich	13.83%	Guilford	12.27%	Ashford	10.04%	Stamford Area1	12.64%
East Hartford	15.30%	West Haven	13.77%	Ansonia	12.19%	Eastford	10.04%	New Haven Area1	11.72%
Norwich	15.21%	East Granby	13.76%	Bethel	12.17%	Pomfret	10.01%		
Naugatuck	15.12%	Thomaston	13.75%	Monroe	12.11%	Woodstock	10.01%		
Newington	15.09%	Stonington	13.72%	Lebanon	12.07%	Bozrah	9.98%		

Questions ? Beth.Dugan@umb.edu

<https://healthyaingqdatareports.org>