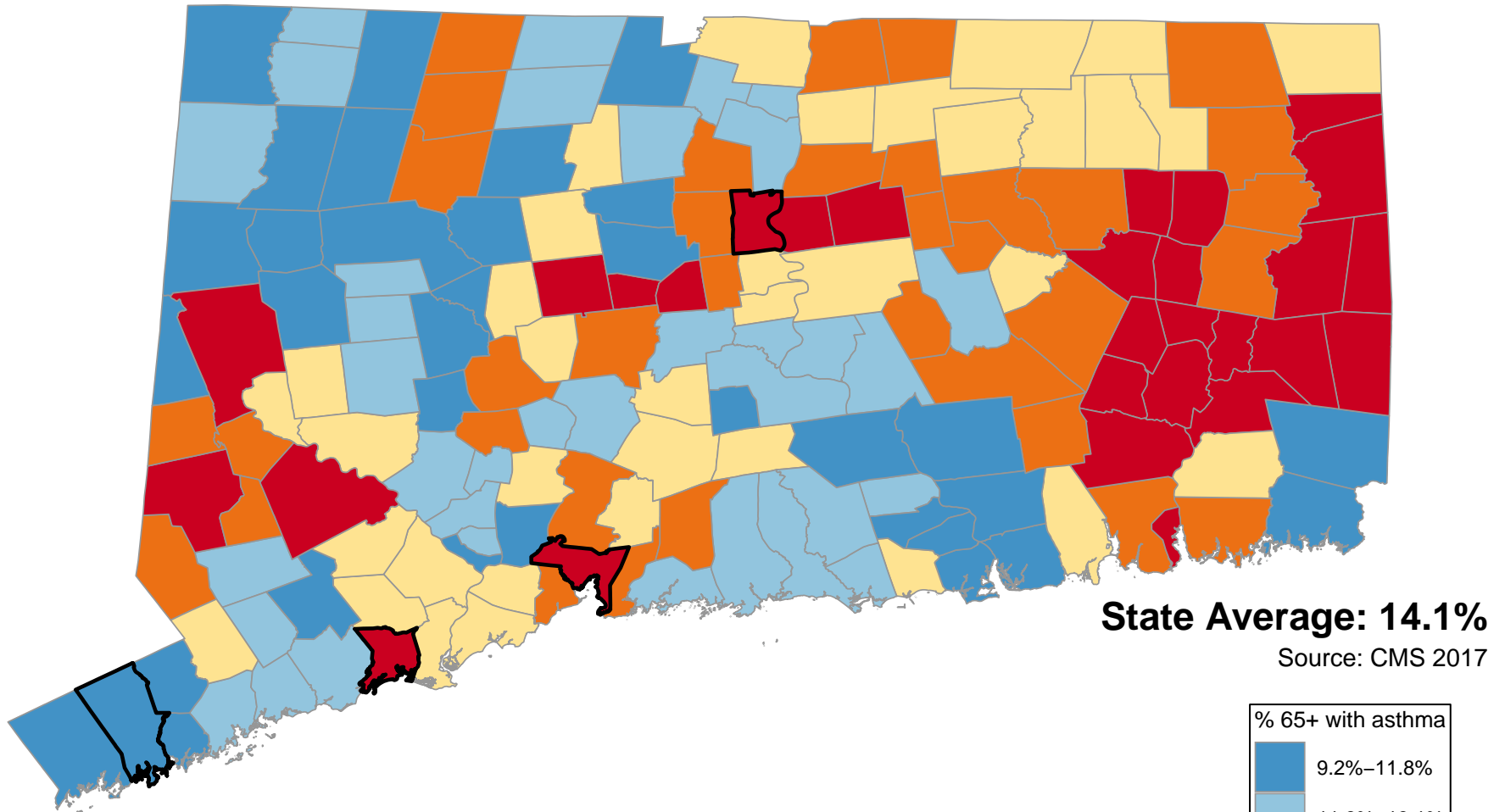
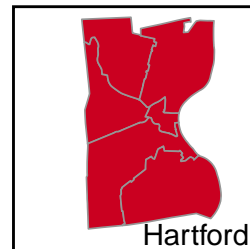
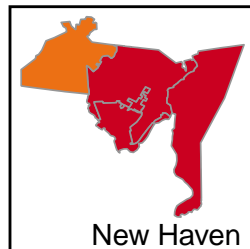
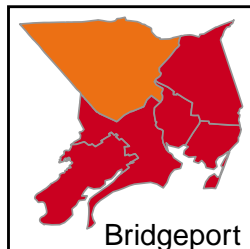
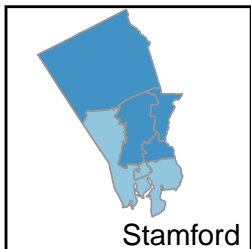
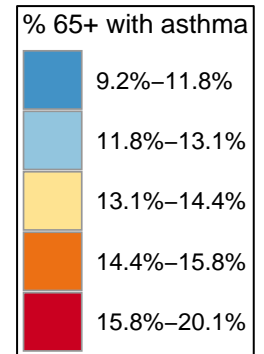


Percentage of Medicare Beneficiaries Age 65+ Years with Asthma



State Average: 14.1%

Source: CMS 2017



Questions or ideas?
Beth.Dugan@umb.edu
12/2020

% 65+ with Asthma

Andover	15.47%	Durham	14.04%	Lyme	10.24%	Pomfret	14.71%	Warren	10.77%
Ansonia	12.09%	East Granby	11.95%	Madison	11.90%	Portland	12.81%	Washington	10.54%
Ashford	13.40%	East Haddam	11.62%	Manchester	15.97%	Preston	15.89%	Waterbury	14.86%
Avon	11.51%	East Hampton	11.98%	Mansfield	14.57%	Prospect	12.65%	Waterford	14.95%
Barkhamsted	12.23%	East Hartford	16.10%	Marlborough	14.39%	Putnam	17.49%	Watertown	11.06%
Beacon Falls	12.94%	East Haven	14.62%	Meriden	13.97%	Redding	12.73%	West Hartford	14.47%
Berlin	12.31%	East Lyme	14.23%	Middlebury	10.75%	Ridgefield	14.40%	West Haven	14.64%
Bethany	13.78%	East Windsor	13.70%	Middlefield	11.66%	Rocky Hill	13.51%	Westbrook	13.19%
Bethel	14.39%	Eastford	13.40%	Middletown	12.92%	Roxbury	13.21%	Weston	12.94%
Bethlehem	11.95%	Easton	10.80%	Milford	13.61%	Salem	14.97%	Westport	12.76%
Bloomfield	14.87%	Ellington	13.48%	Monroe	13.86%	Salisbury	11.63%	Wethersfield	13.91%
Bolton	15.47%	Enfield	15.69%	Montville	18.40%	Scotland	15.86%	Willington	13.43%
Bozrah	15.93%	Essex	11.14%	Morris	11.95%	Seymour	11.84%	Wilton	14.17%
Branford	12.47%	Fairfield	12.68%	Naugatuck	14.81%	Sharon	12.85%	Winchester	14.69%
Bridgeport	17.66%	Farmington	11.36%	New Britain	16.76%	Shelton	13.13%	Windham	18.60%
Bridgewater	13.21%	Franklin	15.93%	New Canaan	11.19%	Sherman	11.21%	Windsor	12.60%
Bristol	16.47%	Glastonbury	14.29%	New Fairfield	14.75%	Simsbury	12.69%	Windsor Locks	11.97%
Brookfield	15.47%	Goshen	11.03%	New Hartford	10.77%	Somers	15.15%	Wolcott	14.33%
Brooklyn	15.52%	Granby	9.91%	New Haven	17.01%	South Windsor	15.79%	Woodbridge	11.61%
Burlington	14.25%	Greenwich	10.84%	New London	19.07%	Southbury	14.20%	Woodbury	11.83%
Canaan	12.64%	Griswold	16.22%	New Milford	16.99%	Southington	14.46%	Woodstock	14.71%
Canterbury	14.71%	Groton	15.17%	Newington	15.14%	Sprague	15.93%	Neighborhoods	
Canton	13.30%	Guilford	11.82%	Newtown	16.78%	Stafford	13.43%	Bridgeport Area1	15.04%
Chaplin	15.86%	Haddam	10.93%	Norfolk	11.03%	Stamford	11.50%	Bridgeport Area2	18.39%
Cheshire	12.97%	Hamden	14.56%	North Branford	14.35%	Sterling	17.47%	Bridgeport Area3	20.09%
Chester	12.02%	Hampton	15.86%	North Canaan	12.64%	Stonington	10.74%	Hartford Area1	19.44%
Clinton	12.04%	Hartford	18.95%	North Haven	13.80%	Stratford	14.09%	Hartford Area2	16.31%
Colchester	15.25%	Hartland	12.23%	North Stonington	11.65%	Suffield	13.15%	Hartford Area3	20.11%
Colebrook	14.69%	Harwinton	10.86%	Norwalk	13.00%	Thomaston	11.53%	New Haven Area1	15.31%
Columbia	14.19%	Hebron	11.88%	Norwich	18.88%	Thompson	13.89%	New Haven Area2	17.46%
Cornwall	10.77%	Kent	11.47%	Old Lyme	10.24%	Tolland	13.53%	New Haven Area3	17.28%
Coventry	15.00%	Killingly	17.47%	Old Saybrook	9.97%	Torrington	15.08%	Stamford Area1	9.25%
Cromwell	12.19%	Killingworth	12.33%	Orange	13.36%	Trumbull	13.56%	Stamford Area2	12.36%
Danbury	15.94%	Lebanon	14.44%	Oxford	12.34%	Union	13.43%	Stamford Area3	11.38%
Darien	9.52%	Ledyard	13.43%	Plainfield	17.47%	Vernon	15.48%		
Deep River	10.63%	Lisbon	16.22%	Plainville	16.39%	Voluntown	16.22%		
Derby	11.60%	Litchfield	11.48%	Plymouth	14.11%	Wallingford	14.21%		

% 65+ with Asthma (Ranked)

New London	19.07%	Groton	15.17%	Durham	14.04%	Prospect	12.65%	New Canaan	11.19%
Hartford	18.95%	Somers	15.15%	Meriden	13.97%	Canaan	12.64%	Essex	11.14%
Norwich	18.88%	Newington	15.14%	Wethersfield	13.91%	North Canaan	12.64%	Watertown	11.06%
Windham	18.60%	Torrington	15.08%	Thompson	13.89%	Windsor	12.60%	Goshen	11.03%
Montville	18.40%	Coventry	15.00%	Monroe	13.86%	Branford	12.47%	Norfolk	11.03%
Bridgeport	17.66%	Salem	14.97%	North Haven	13.80%	Oxford	12.34%	Haddam	10.93%
Putnam	17.49%	Waterford	14.95%	Bethany	13.78%	Killingworth	12.33%	Harwinton	10.86%
Killingly	17.47%	Bloomfield	14.87%	East Windsor	13.70%	Berlin	12.31%	Greenwich	10.84%
Plainfield	17.47%	Waterbury	14.86%	Milford	13.61%	Barkhamsted	12.23%	Easton	10.80%
Sterling	17.47%	Naugatuck	14.81%	Trumbull	13.56%	Hartland	12.23%	New Hartford	10.77%
New Haven	17.01%	New Fairfield	14.75%	Tolland	13.53%	Cromwell	12.19%	Cornwall	10.77%
New Milford	16.99%	Pomfret	14.71%	Rocky Hill	13.51%	Ansonia	12.09%	Warren	10.77%
Newtown	16.78%	Woodstock	14.71%	Ellington	13.48%	Clinton	12.04%	Middlebury	10.75%
New Britain	16.76%	Canterbury	14.71%	Stafford	13.43%	Chester	12.02%	Stonington	10.74%
Bristol	16.47%	Colebrook	14.69%	Union	13.43%	East Hampton	11.98%	Deep River	10.63%
Plainville	16.39%	Winchester	14.69%	Willington	13.43%	Windsor Locks	11.97%	Washington	10.54%
Griswold	16.22%	West Haven	14.64%	Ledyard	13.43%	East Granby	11.95%	Lyme	10.24%
Lisbon	16.22%	East Haven	14.62%	Ashford	13.40%	Bethlehem	11.95%	Old Lyme	10.24%
Voluntown	16.22%	Mansfield	14.57%	Eastford	13.40%	Morris	11.95%	Old Saybrook	9.97%
East Hartford	16.10%	Hamden	14.56%	Orange	13.36%	Madison	11.90%	Granby	9.91%
Manchester	15.97%	West Hartford	14.47%	Canton	13.30%	Hebron	11.88%	Darien	9.52%
Danbury	15.94%	Southington	14.46%	Bridgewater	13.21%	Seymour	11.84%		
Bozrah	15.93%	Lebanon	14.44%	Roxbury	13.21%	Woodbury	11.83%	Neighborhoods	
Franklin	15.93%	Ridgefield	14.40%	Westbrook	13.19%	Guilford	11.82%	Hartford Area3	20.11%
Sprague	15.93%	Bethel	14.39%	Suffield	13.15%	Middlefield	11.66%	Bridgeport Area3	20.09%
Preston	15.89%	Marlborough	14.39%	Shelton	13.13%	North Stonington	11.65%	Hartford Area1	19.44%
Chaplin	15.86%	North Branford	14.35%	Norwalk	13.00%	Salisbury	11.63%	Bridgeport Area2	18.39%
Hampton	15.86%	Wolcott	14.33%	Cheshire	12.97%	East Haddam	11.62%	New Haven Area2	17.46%
Scotland	15.86%	Glastonbury	14.29%	Weston	12.94%	Woodbridge	11.61%	New Haven Area3	17.28%
South Windsor	15.79%	Burlington	14.25%	Beacon Falls	12.94%	Derby	11.60%	Hartford Area2	16.31%
Enfield	15.69%	East Lyme	14.23%	Middletown	12.92%	Thomaston	11.53%	New Haven Area1	15.31%
Brooklyn	15.52%	Wallingford	14.21%	Sharon	12.85%	Avon	11.51%	Bridgeport Area1	15.04%
Vernon	15.48%	Southbury	14.20%	Portland	12.81%	Stamford	11.50%	Stamford Area2	12.36%
Brookfield	15.47%	Columbia	14.19%	Westport	12.76%	Litchfield	11.48%	Stamford Area3	11.38%
Andover	15.47%	Wilton	14.17%	Redding	12.73%	Kent	11.47%	Stamford Area1	9.25%
Bolton	15.47%	Plymouth	14.11%	Simsbury	12.69%	Farmington	11.36%		
Colchester	15.25%	Stratford	14.09%	Fairfield	12.68%	Sherman	11.21%	Questions ?	Beth.Dugan@umb.edu