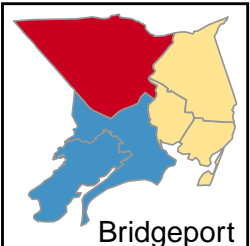
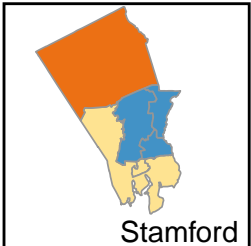
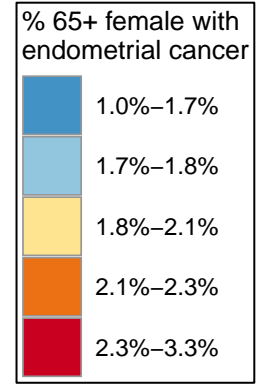
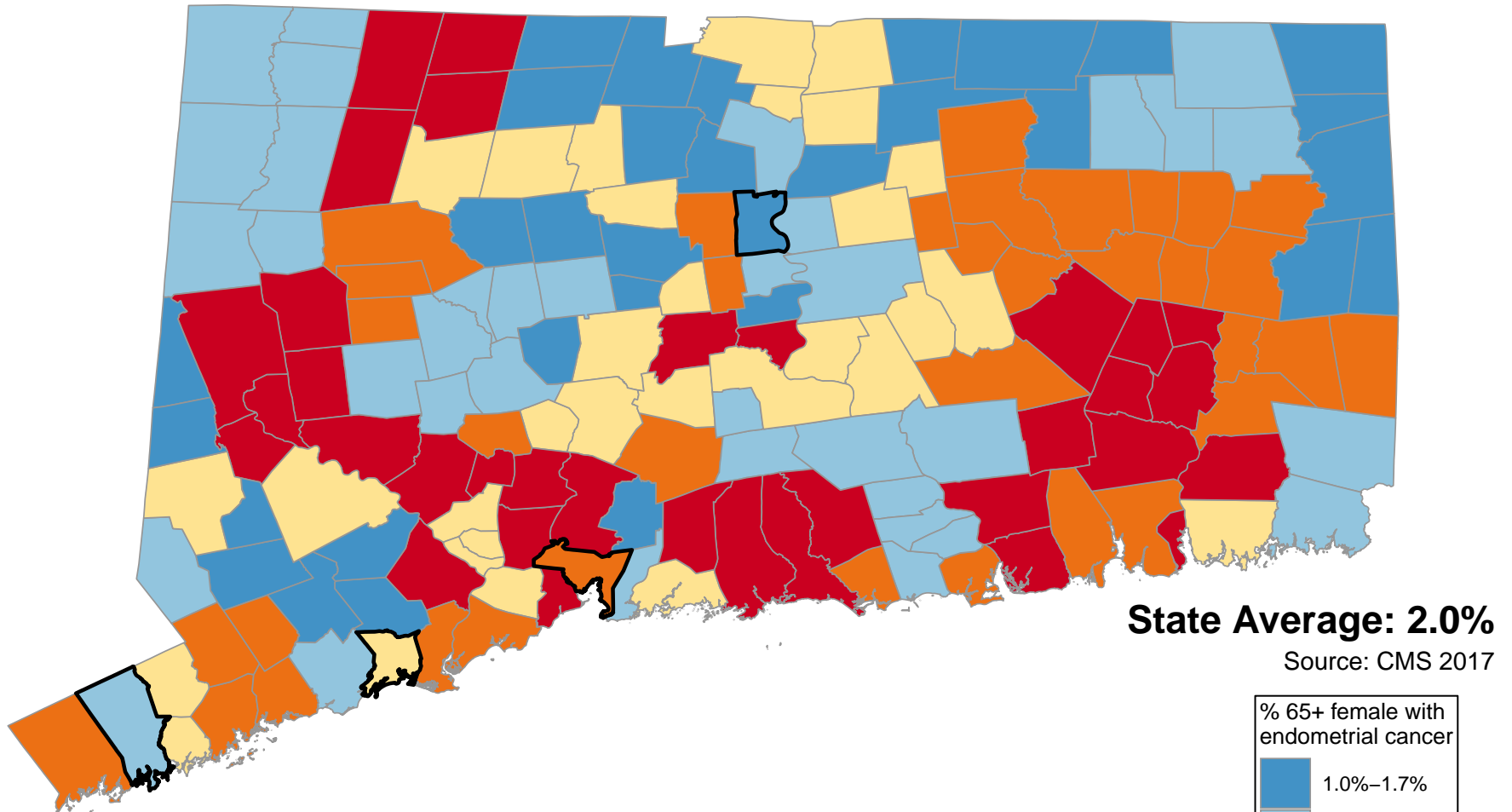


Percentage of Female Medicare Beneficiaries Age 65+ Years with Endometrial Cancer



Questions or ideas?
Beth.Dugan@umb.edu
12/2020

% 65+ with Endometrial Cancer (Women)

Andover	2.20%	Durham	1.73%	Lyme	3.02%	Pomfret	1.80%	Warren	1.75%
Ansonia	2.07%	East Granby	1.58%	Madison	2.71%	Portland	2.04%	Washington	2.72%
Ashford	1.80%	East Haddam	1.73%	Manchester	2.07%	Preston	2.19%	Waterbury	1.75%
Avon	1.84%	East Hampton	2.04%	Mansfield	2.22%	Prospect	1.89%	Waterford	2.14%
Barkhamsted	1.58%	East Hartford	1.76%	Marlborough	2.04%	Putnam	1.56%	Watertown	1.72%
Beacon Falls	2.39%	East Haven	1.71%	Meriden	1.93%	Redding	1.69%	West Hartford	2.09%
Berlin	2.35%	East Lyme	2.22%	Middlebury	1.70%	Ridgefield	1.74%	West Haven	2.55%
Bethany	2.39%	East Windsor	1.87%	Middlefield	1.73%	Rocky Hill	1.43%	Westbrook	1.78%
Bethel	1.69%	Eastford	1.80%	Middletown	1.93%	Roxbury	2.72%	Weston	2.26%
Bethlehem	2.18%	Easton	1.69%	Milford	2.24%	Salem	2.40%	Westport	2.26%
Bloomfield	1.68%	Ellington	1.65%	Monroe	1.69%	Salisbury	1.76%	Wethersfield	1.70%
Bolton	2.20%	Enfield	1.87%	Montville	2.40%	Scotland	2.22%	Willington	1.65%
Bozrah	2.40%	Essex	1.78%	Morris	2.18%	Seymour	2.07%	Wilton	2.20%
Branford	2.03%	Fairfield	1.70%	Naugatuck	2.21%	Sharon	1.75%	Winchester	2.49%
Bridgeport	2.05%	Farmington	1.69%	New Britain	1.89%	Shelton	2.68%	Windham	2.26%
Bridgewater	2.72%	Franklin	2.40%	New Canaan	1.92%	Sherman	1.13%	Windsor	1.81%
Bristol	1.72%	Glastonbury	1.83%	New Fairfield	1.13%	Simsbury	1.64%	Windsor Locks	1.87%
Brookfield	2.72%	Goshen	2.49%	New Hartford	1.84%	Somers	1.65%	Wolcott	1.63%
Brooklyn	2.22%	Granby	1.58%	New Haven	2.23%	South Windsor	1.65%	Woodbridge	2.39%
Burlington	1.69%	Greenwich	2.19%	New London	2.35%	Southbury	2.60%	Woodbury	1.70%
Canaan	1.76%	Griswold	2.19%	New Milford	2.49%	Southington	1.90%	Woodstock	1.80%
Canterbury	2.22%	Groton	2.07%	Newington	2.10%	Sprague	2.40%		
Canton	1.84%	Guilford	2.71%	Newtown	2.04%	Stafford	1.65%	Neighborhoods	
Chaplin	2.22%	Haddam	1.73%	Norfolk	2.49%	Stamford	1.78%	Bridgeport Area1	2.73%
Cheshire	1.94%	Hamden	2.41%	North Branford	2.38%	Sterling	1.56%	Bridgeport Area2	1.43%
Chester	1.73%	Hampton	2.22%	North Canaan	1.76%	Stonington	1.78%	Bridgeport Area3	2.03%
Clinton	2.18%	Hartford	1.53%	North Haven	1.68%	Stratford	2.34%	Hartford Area1	1.86%
Colchester	2.24%	Hartland	1.58%	North Stonington	1.78%	Suffield	1.87%	Hartford Area2	1.53%
Colebrook	2.49%	Harwinton	1.69%	Norwalk	2.26%	Thomaston	1.72%	Hartford Area3	1.56%
Columbia	2.20%	Hebron	2.04%	Norwich	3.21%	Thompson	1.56%	New Haven Area1	1.75%
Cornwall	1.75%	Kent	1.75%	Old Lyme	3.02%	Tolland	2.20%	New Haven Area2	1.96%
Coventry	2.20%	Killingly	1.56%	Old Saybrook	2.18%	Torrington	2.08%	New Haven Area3	2.89%
Cromwell	2.52%	Killingworth	2.71%	Orange	1.98%	Trumbull	1.69%	Stamford Area1	2.14%
Danbury	1.98%	Lebanon	2.40%	Oxford	2.39%	Union	1.65%	Stamford Area2	1.88%
Darien	1.92%	Ledyard	2.79%	Plainfield	1.56%	Vernon	2.00%	Stamford Area3	1.43%
Deep River	1.78%	Lisbon	2.19%	Plainville	1.67%	Voluntown	2.19%		
Derby	2.07%	Litchfield	2.18%	Plymouth	1.72%	Wallingford	2.17%		

% 65+ with Endometrial Cancer (Women) (Ranked)

Norwich	3.21%	Weston	2.26%	Seymour	2.07%	Stonington	1.78%	Ellington	1.65%
Lyme	3.02%	Westport	2.26%	Groton	2.07%	Stamford	1.78%	Somers	1.65%
Old Lyme	3.02%	Milford	2.24%	Bridgeport	2.05%	Canaan	1.76%	Stafford	1.65%
Ledyard	2.79%	Colchester	2.24%	Newtown	2.04%	North Canaan	1.76%	Union	1.65%
Bridgewater	2.72%	New Haven	2.23%	East Hampton	2.04%	Salisbury	1.76%	Willington	1.65%
Brookfield	2.72%	Brooklyn	2.22%	Hebron	2.04%	East Hartford	1.76%	South Windsor	1.65%
Roxbury	2.72%	Canterbury	2.22%	Marlborough	2.04%	Cornwall	1.75%	Simsbury	1.64%
Washington	2.72%	Chaplin	2.22%	Portland	2.04%	Kent	1.75%	Wolcott	1.63%
Guilford	2.71%	Hampton	2.22%	Branford	2.03%	Sharon	1.75%	Barkhamsted	1.58%
Killingworth	2.71%	Mansfield	2.22%	Vernon	2.00%	Warren	1.75%	East Granby	1.58%
Madison	2.71%	Scotland	2.22%	Orange	1.98%	Waterbury	1.75%	Granby	1.58%
Shelton	2.68%	East Lyme	2.22%	Danbury	1.98%	Ridgefield	1.74%	Hartland	1.58%
Southbury	2.60%	Naugatuck	2.21%	Cheshire	1.94%	Chester	1.73%	Killingly	1.56%
West Haven	2.55%	Andover	2.20%	Middletown	1.93%	Durham	1.73%	Plainfield	1.56%
Cromwell	2.52%	Bolton	2.20%	Meriden	1.93%	East Haddam	1.73%	Putnam	1.56%
New Milford	2.49%	Columbia	2.20%	Darien	1.92%	Haddam	1.73%	Sterling	1.56%
Colebrook	2.49%	Coventry	2.20%	New Canaan	1.92%	Middlefield	1.73%	Thompson	1.56%
Goshen	2.49%	Tolland	2.20%	Southington	1.90%	Bristol	1.72%	Hartford	1.53%
Norfolk	2.49%	Wilton	2.20%	Prospect	1.89%	Plymouth	1.72%	Rocky Hill	1.43%
Winchester	2.49%	Griswold	2.19%	New Britain	1.89%	Thomaston	1.72%	New Fairfield	1.13%
Hamden	2.41%	Lisbon	2.19%	East Windsor	1.87%	Watertown	1.72%	Sherman	1.13%
Bozrah	2.40%	Preston	2.19%	Enfield	1.87%	East Haven	1.71%	Neighborhoods	
Franklin	2.40%	Voluntown	2.19%	Suffield	1.87%	Middlebury	1.70%	New Haven Area3	2.89%
Lebanon	2.40%	Greenwich	2.19%	Windsor Locks	1.87%	Woodbury	1.70%	Bridgeport Area1	2.73%
Montville	2.40%	Clinton	2.18%	Avon	1.84%	Wethersfield	1.70%	Stamford Area1	2.14%
Salem	2.40%	Bethlehem	2.18%	Canton	1.84%	Fairfield	1.70%	Bridgeport Area3	2.03%
Sprague	2.40%	Litchfield	2.18%	New Hartford	1.84%	Burlington	1.69%	New Haven Area2	1.96%
Beacon Falls	2.39%	Morris	2.18%	Glastonbury	1.83%	Farmington	1.69%	Stamford Area2	1.88%
Bethany	2.39%	Old Saybrook	2.18%	Windsor	1.81%	Harwinton	1.69%	Hartford Area1	1.86%
Oxford	2.39%	Wallingford	2.17%	Ashford	1.80%	Easton	1.69%	New Haven Area1	1.75%
Woodbridge	2.39%	Waterford	2.14%	Eastford	1.80%	Monroe	1.69%	Hartford Area3	1.56%
North Branford	2.38%	Newington	2.10%	Pomfret	1.80%	Redding	1.69%	Hartford Area2	1.53%
Berlin	2.35%	West Hartford	2.09%	Woodstock	1.80%	Trumbull	1.69%	Stamford Area3	1.43%
New London	2.35%	Torrington	2.08%	Deep River	1.78%	Bethel	1.69%	Bridgeport Area2	1.43%
Stratford	2.34%	Manchester	2.07%	Essex	1.78%	Bloomfield	1.68%		
Windham	2.26%	Ansonia	2.07%	Westbrook	1.78%	North Haven	1.68%	Questions ?	Beth.Dugan@umb.edu
Norwalk	2.26%	Derby	2.07%	North Stonington	1.78%	Plainville	1.67%	https://healthyaqingdatareports.org	