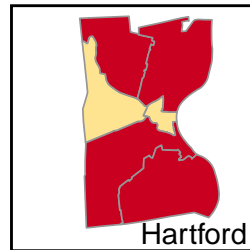
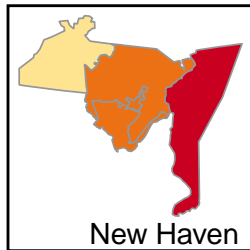
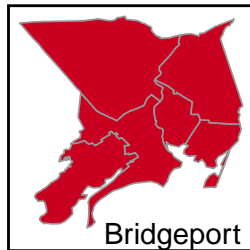
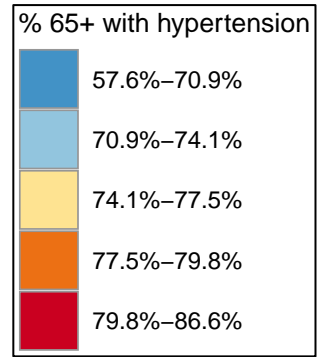
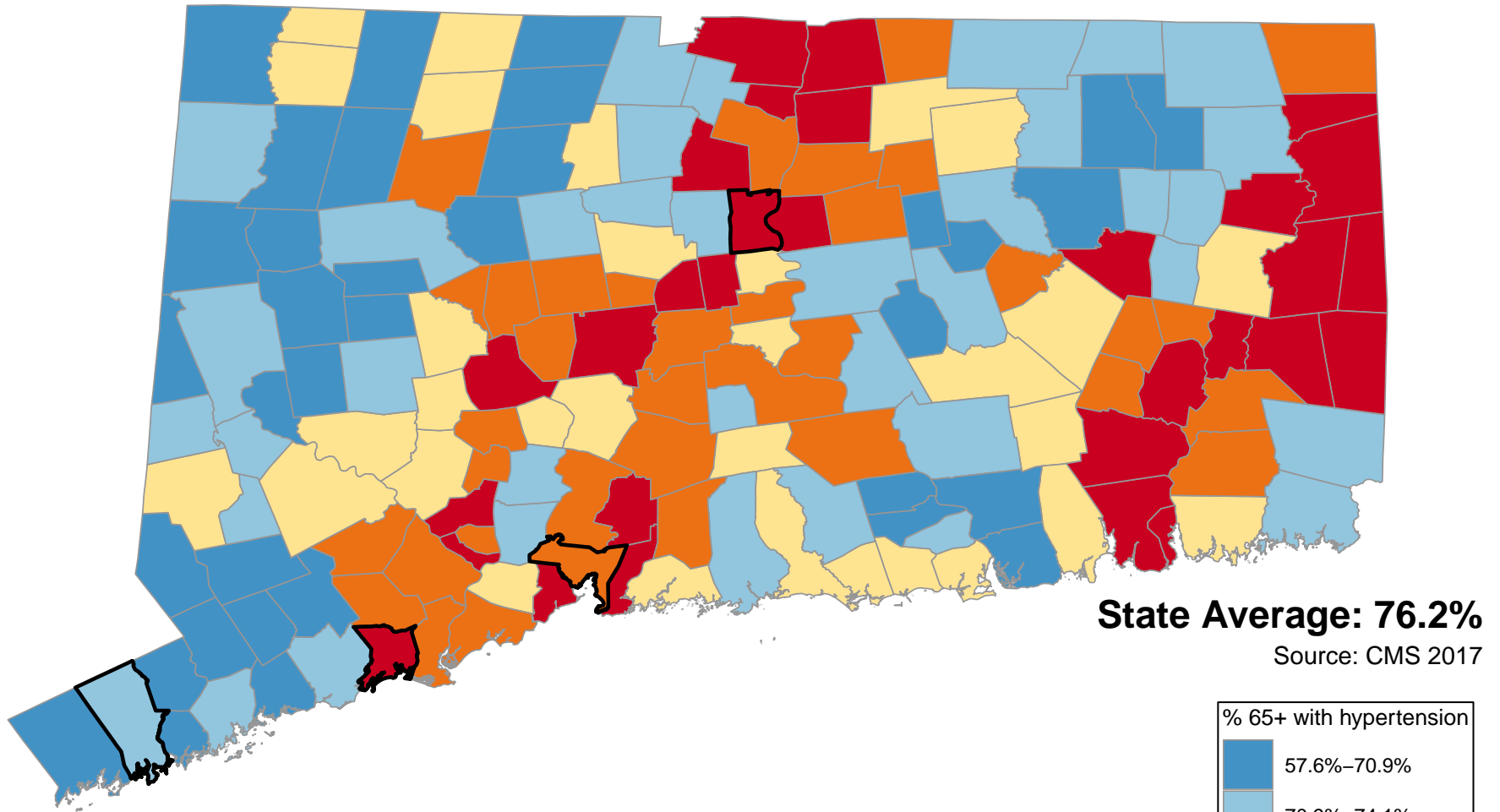


Percentage of Medicare Beneficiaries Age 65+ Years with Hypertension



Questions or ideas?
Beth.Dugan@umb.edu
12/2020

% 65+ with Hypertension

Andover	70.67%	Durham	75.87%	Lyme	68.69%	Pomfret	71.65%	Warren	68.71%
Ansonia	79.19%	East Granby	73.62%	Madison	74.23%	Portland	78.75%	Washington	67.04%
Ashford	69.76%	East Haddam	74.12%	Manchester	77.47%	Preston	79.46%	Waterbury	80.08%
Avon	71.36%	East Hampton	72.71%	Mansfield	70.82%	Prospect	75.40%	Waterford	80.29%
Barkhamsted	70.65%	East Hartford	80.44%	Marlborough	68.82%	Putnam	80.18%	Watertown	76.12%
Beacon Falls	78.33%	East Haven	80.67%	Meriden	77.83%	Redding	68.50%	West Hartford	73.28%
Berlin	79.81%	East Lyme	76.70%	Middlebury	75.54%	Ridgefield	69.55%	West Haven	80.40%
Bethany	72.17%	East Windsor	80.74%	Middlefield	73.83%	Rocky Hill	78.69%	Westbrook	76.64%
Bethel	73.46%	Eastford	69.76%	Middletown	78.52%	Roxbury	64.87%	Weston	57.73%
Bethlehem	69.01%	Easton	68.26%	Milford	77.64%	Salem	74.37%	Westport	64.09%
Bloomfield	81.30%	Ellington	75.57%	Monroe	77.79%	Salisbury	68.46%	Wethersfield	76.52%
Bolton	70.67%	Enfield	81.83%	Montville	81.16%	Scotland	73.46%	Willington	73.83%
Bozrah	78.73%	Essex	71.65%	Morris	69.01%	Seymour	81.48%	Wilton	68.12%
Branford	75.87%	Fairfield	73.29%	Naugatuck	78.03%	Sharon	73.82%	Winchester	74.60%
Bridgeport	82.19%	Farmington	75.09%	New Britain	80.69%	Shelton	78.46%	Windham	82.32%
Bridgewater	64.87%	Franklin	78.73%	New Canaan	63.98%	Sherman	64.01%	Windsor	77.49%
Bristol	79.66%	Glastonbury	71.18%	New Fairfield	73.14%	Simsbury	71.08%	Windsor Locks	82.00%
Brookfield	72.71%	Goshen	65.03%	New Hartford	69.26%	Somers	77.97%	Wolcott	78.86%
Brooklyn	81.14%	Granby	72.41%	New Haven	79.40%	South Windsor	77.88%	Woodbridge	71.10%
Burlington	71.27%	Greenwich	68.84%	New London	79.85%	Southbury	77.41%	Woodbury	70.97%
Canaan	75.87%	Griswold	81.72%	New Milford	72.96%	Southington	80.28%	Woodstock	71.65%
Canterbury	75.87%	Groton	76.34%	Newington	80.32%	Sprague	78.73%	Neighborhoods	
Canton	74.20%	Guilford	70.93%	Newtown	74.41%	Stafford	73.83%	Bridgeport Area1	81.62%
Chaplin	73.46%	Haddam	77.69%	Norfolk	65.03%	Stamford	73.64%	Bridgeport Area2	80.92%
Cheshire	74.61%	Hamden	78.76%	North Branford	78.51%	Sterling	80.78%	Bridgeport Area3	84.69%
Chester	69.37%	Hampton	73.46%	North Canaan	75.87%	Stonington	73.96%	Hartford Area1	86.64%
Clinton	75.82%	Hartford	81.21%	North Haven	81.29%	Stratford	79.71%	Hartford Area2	75.06%
Colchester	75.99%	Hartland	70.65%	North Stonington	73.16%	Suffield	80.83%	Hartford Area3	81.84%
Colebrook	74.60%	Harwinton	69.77%	Norwalk	73.58%	Thomaston	78.44%	New Haven Area1	76.55%
Columbia	78.53%	Hebron	72.25%	Norwich	82.88%	Thompson	79.83%	New Haven Area2	79.00%
Cornwall	68.71%	Kent	66.22%	Old Lyme	68.69%	Tolland	74.85%	New Haven Area3	81.60%
Coventry	72.42%	Killingly	80.78%	Old Saybrook	76.87%	Torrington	78.82%	Stamford Area1	69.35%
Cromwell	75.55%	Killingworth	72.48%	Orange	76.41%	Trumbull	78.30%	Stamford Area2	74.53%
Danbury	76.57%	Lebanon	75.44%	Oxford	76.32%	Union	73.83%	Stamford Area3	74.67%
Darien	63.92%	Ledyard	79.63%	Plainfield	80.78%	Vernon	78.02%		
Deep River	68.39%	Lisbon	81.72%	Plainville	79.76%	Voluntown	81.72%		
Derby	79.91%	Litchfield	71.08%	Plymouth	79.26%	Wallingford	79.24%		

% 65+ with Hypertension (Ranked)

Norwich	82.88%	New Haven	79.40%	Oxford	76.32%	Fairfield	73.29%	Marlborough	68.82%
Windham	82.32%	Plymouth	79.26%	Watertown	76.12%	West Hartford	73.28%	Cornwall	68.71%
Bridgeport	82.19%	Wallingford	79.24%	Colchester	75.99%	North Stonington	73.16%	Warren	68.71%
Windsor Locks	82.00%	Ansonia	79.19%	Durham	75.87%	New Fairfield	73.14%	Lyme	68.69%
Enfield	81.83%	Wolcott	78.86%	Canaan	75.87%	New Milford	72.96%	Old Lyme	68.69%
Griswold	81.72%	Torrington	78.82%	North Canaan	75.87%	East Hampton	72.71%	Redding	68.50%
Lisbon	81.72%	Hamden	78.76%	Branford	75.87%	Brookfield	72.71%	Salisbury	68.46%
Voluntown	81.72%	Portland	78.75%	Canterbury	75.87%	Killingworth	72.48%	Deep River	68.39%
Seymour	81.48%	Bozrah	78.73%	Clinton	75.82%	Coventry	72.42%	Easton	68.26%
Bloomfield	81.30%	Franklin	78.73%	Ellington	75.57%	Granby	72.41%	Wilton	68.12%
North Haven	81.29%	Sprague	78.73%	Cromwell	75.55%	Hebron	72.25%	Washington	67.04%
Hartford	81.21%	Rocky Hill	78.69%	Middlebury	75.54%	Bethany	72.17%	Kent	66.22%
Montville	81.16%	Columbia	78.53%	Lebanon	75.44%	Pomfret	71.65%	Goshen	65.03%
Brooklyn	81.14%	Middletown	78.52%	Prospect	75.40%	Woodstock	71.65%	Norfolk	65.03%
Suffield	80.83%	North Branford	78.51%	Farmington	75.09%	Essex	71.65%	Bridgewater	64.87%
Killingly	80.78%	Shelton	78.46%	Tolland	74.85%	Avon	71.36%	Roxbury	64.87%
Plainfield	80.78%	Thomaston	78.44%	Cheshire	74.61%	Burlington	71.27%	Westport	64.09%
Sterling	80.78%	Beacon Falls	78.33%	Colebrook	74.60%	Glastonbury	71.18%	Sherman	64.01%
East Windsor	80.74%	Trumbull	78.30%	Winchester	74.60%	Woodbridge	71.10%	New Canaan	63.98%
New Britain	80.69%	Naugatuck	78.03%	Newtown	74.41%	Litchfield	71.08%	Darien	63.92%
East Haven	80.67%	Vernon	78.02%	Salem	74.37%	Simsbury	71.08%	Weston	57.73%
East Hartford	80.44%	Somers	77.97%	Madison	74.23%	Woodbury	70.97%	Neighborhoods	
West Haven	80.40%	South Windsor	77.88%	Canton	74.20%	Guilford	70.93%	Hartford Area1	86.64%
Newington	80.32%	Meriden	77.83%	East Haddam	74.12%	Mansfield	70.82%	Bridgeport Area3	84.69%
Waterford	80.29%	Monroe	77.79%	Stonington	73.96%	Andover	70.67%	Hartford Area3	81.84%
Southington	80.28%	Haddam	77.69%	Middlefield	73.83%	Bolton	70.67%	Bridgeport Area1	81.62%
Putnam	80.18%	Milford	77.64%	Stafford	73.83%	Barkhamsted	70.65%	New Haven Area3	81.60%
Waterbury	80.08%	Windsor	77.49%	Union	73.83%	Hartland	70.65%	Bridgeport Area2	80.92%
Derby	79.91%	Manchester	77.47%	Willington	73.83%	Harwinton	69.77%	New Haven Area2	79.00%
New London	79.85%	Southbury	77.41%	Sharon	73.82%	Ashford	69.76%	New Haven Area1	76.55%
Thompson	79.83%	Old Saybrook	76.87%	Stamford	73.64%	Eastford	69.76%	Hartford Area2	75.06%
Berlin	79.81%	East Lyme	76.70%	East Granby	73.62%	Ridgefield	69.55%	Stamford Area3	74.67%
Plainville	79.76%	Westbrook	76.64%	Norwalk	73.58%	Chester	69.37%	Stamford Area2	74.53%
Stratford	79.71%	Danbury	76.57%	Chaplin	73.46%	New Hartford	69.26%	Stamford Area1	69.35%
Bristol	79.66%	Wethersfield	76.52%	Hampton	73.46%	Bethlehem	69.01%		
Ledyard	79.63%	Orange	76.41%	Scotland	73.46%	Morris	69.01%	Questions ?	Beth.Dugan@umb.edu
Preston	79.46%	Groton	76.34%	Bethel	73.46%	Greenwich	68.84%		https://healthyaingqdatareports.org