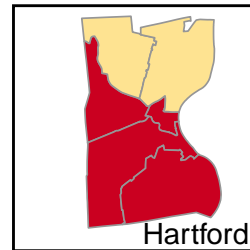
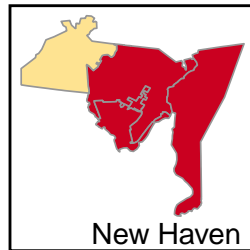
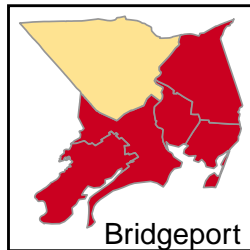
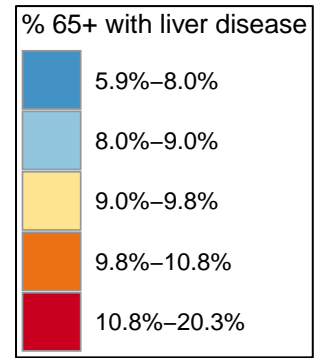
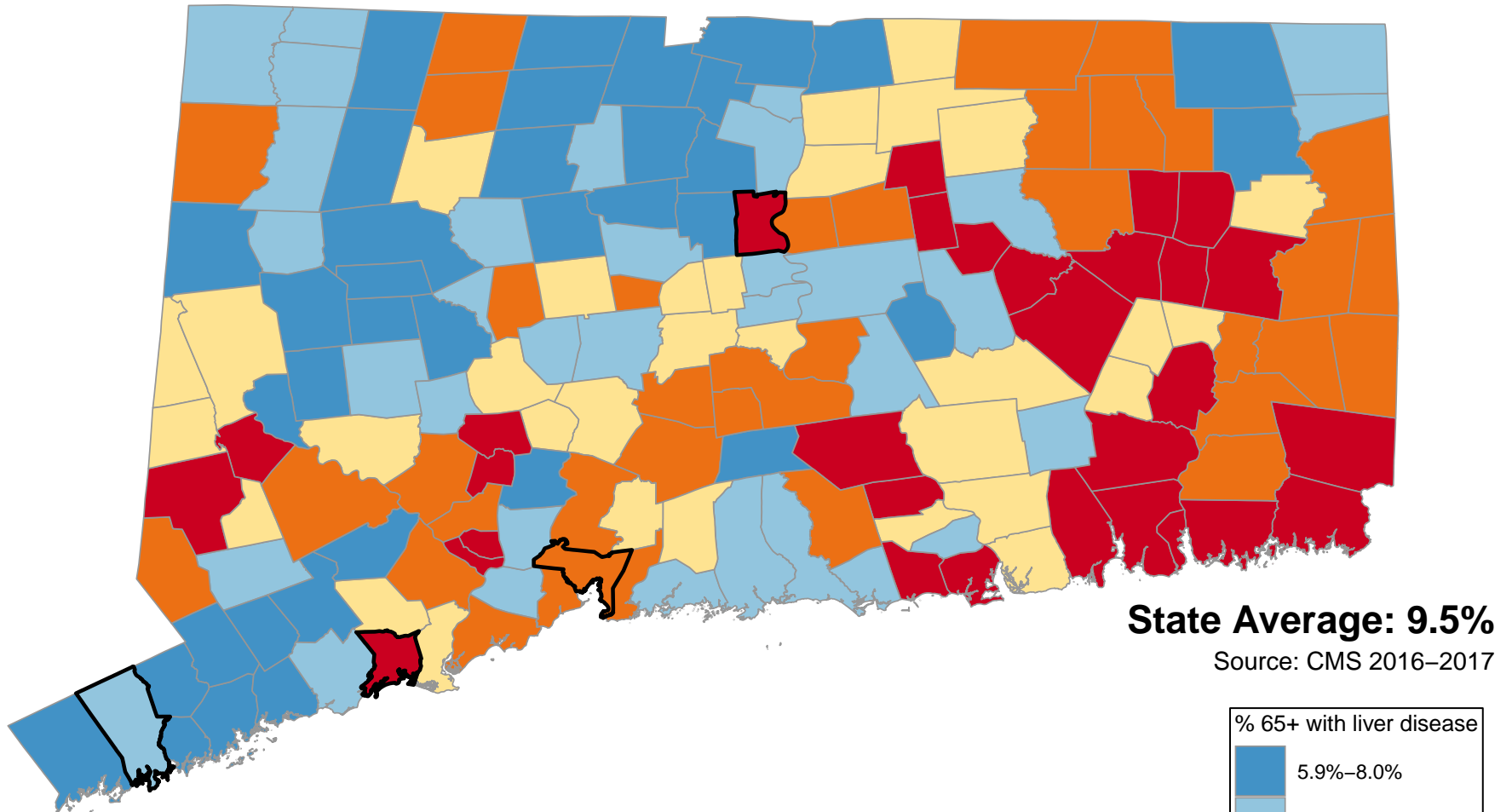


# Percentage of Medicare Beneficiaries Age 65+ Years with Liver Disease



Questions or ideas?  
Beth.Dugan@umb.edu  
12/2020

## % 65+ with Liver Disease

Andover	11.17%	Durham	7.85%	Lyme	9.20%	Pomfret	7.71%	Warren	8.55%
Ansonia	11.32%	East Granby	7.01%	Madison	8.68%	Portland	9.82%	Washington	7.71%
Ashford	10.33%	East Haddam	9.14%	Manchester	10.32%	Preston	9.85%	Waterbury	9.55%
Avon	7.83%	East Hampton	8.78%	Mansfield	10.27%	Prospect	9.10%	Waterford	10.93%
Barkhamsted	7.93%	East Hartford	10.64%	Marlborough	7.85%	Putnam	8.40%	Watertown	7.60%
Beacon Falls	11.74%	East Haven	10.11%	Meriden	10.64%	Redding	8.65%	West Hartford	7.55%
Berlin	9.57%	East Lyme	10.98%	Middlebury	8.20%	Ridgefield	10.80%	West Haven	9.86%
Bethany	7.55%	East Windsor	9.59%	Middlefield	10.58%	Rocky Hill	8.60%	Westbrook	11.87%
Bethel	9.70%	Eastford	10.33%	Middletown	10.06%	Roxbury	6.99%	Weston	6.56%
Bethlehem	7.58%	Easton	5.95%	Milford	10.41%	Salem	8.65%	Westport	6.88%
Bloomfield	7.67%	Ellington	9.04%	Monroe	7.85%	Salisbury	8.47%	Wethersfield	8.35%
Bolton	11.17%	Enfield	8.02%	Montville	12.46%	Scotland	11.13%	Willington	10.50%
Bozrah	9.45%	Essex	8.56%	Morris	7.58%	Seymour	10.64%	Wilton	7.34%
Branford	8.34%	Fairfield	8.36%	Naugatuck	11.11%	Sharon	10.08%	Winchester	10.03%
Bridgeport	11.11%	Farmington	8.90%	New Britain	9.31%	Shelton	10.48%	Windham	13.71%
Bridgewater	6.99%	Franklin	9.45%	New Canaan	6.03%	Sherman	9.62%	Windsor	8.05%
Bristol	8.99%	Glastonbury	8.51%	New Fairfield	9.52%	Simsbury	6.77%	Windsor Locks	8.36%
Brookfield	11.22%	Goshen	7.03%	New Hartford	7.45%	Somers	9.27%	Wolcott	8.55%
Brooklyn	8.99%	Granby	6.38%	New Haven	10.67%	South Windsor	8.99%	Woodbridge	8.69%
Burlington	7.97%	Greenwich	7.09%	New London	14.78%	Southbury	9.75%	Woodbury	8.68%
Canaan	8.92%	Griswold	9.99%	New Milford	9.13%	Southington	8.59%	Woodstock	7.71%
Canterbury	12.72%	Groton	11.32%	Newington	9.03%	Sprague	9.45%	<b>Neighborhoods</b>	
Canton	8.46%	Guilford	8.39%	Newtown	10.44%	Stafford	10.50%	Bridgeport Area1	9.76%
Chaplin	11.13%	Haddam	12.36%	Norfolk	7.03%	Stamford	8.48%	Bridgeport Area2	11.77%
Cheshire	9.17%	Hamden	10.18%	North Branford	9.60%	Sterling	9.99%	Bridgeport Area3	11.90%
Chester	11.15%	Hampton	11.13%	North Canaan	8.92%	Stonington	11.56%	Hartford Area1	9.06%
Clinton	8.99%	Hartford	13.86%	North Haven	9.21%	Stratford	9.23%	Hartford Area2	20.25%
Colchester	9.22%	Hartland	7.93%	North Stonington	10.85%	Suffield	7.31%	Hartford Area3	12.71%
Colebrook	10.03%	Harwinton	8.43%	Norwalk	7.54%	Thomaston	8.35%	New Haven Area1	9.28%
Columbia	11.22%	Hebron	8.76%	Norwich	12.42%	Thompson	8.84%	New Haven Area2	11.05%
Cornwall	8.55%	Kent	7.61%	Old Lyme	9.20%	Tolland	9.54%	New Haven Area3	10.89%
Coventry	8.88%	Killingly	9.99%	Old Saybrook	10.96%	Torrington	9.33%	Stamford Area1	7.37%
Cromwell	9.36%	Killingworth	10.39%	Orange	8.94%	Trumbull	9.28%	Stamford Area2	8.60%
Danbury	11.22%	Lebanon	11.05%	Oxford	9.80%	Union	10.50%	Stamford Area3	8.86%
Darien	7.03%	Ledyard	10.35%	Plainfield	9.99%	Vernon	11.19%		
Deep River	9.39%	Lisbon	9.99%	Plainville	10.51%	Voluntown	9.99%		
Derby	13.05%	Litchfield	7.95%	Plymouth	10.71%	Wallingford	10.07%		

## % 65+ with Liver Disease (Ranked)

New London	14.78%	Plainville	10.51%	Tolland	9.54%	Redding	8.65%	Bethlehem	7.58%
Hartford	13.86%	Stafford	10.50%	New Fairfield	9.52%	Salem	8.65%	Morris	7.58%
Windham	13.71%	Union	10.50%	Bozrah	9.45%	Rocky Hill	8.60%	West Hartford	7.55%
Derby	13.05%	Willington	10.50%	Franklin	9.45%	Southington	8.59%	Bethany	7.55%
Canterbury	12.72%	Shelton	10.48%	Sprague	9.45%	Essex	8.56%	Norwalk	7.54%
Montville	12.46%	Newtown	10.44%	Deep River	9.39%	Wolcott	8.55%	New Hartford	7.45%
Norwich	12.42%	Milford	10.41%	Cromwell	9.36%	Cornwall	8.55%	Wilton	7.34%
Haddam	12.36%	Killingworth	10.39%	Torrington	9.33%	Warren	8.55%	Suffield	7.31%
Westbrook	11.87%	Ledyard	10.35%	New Britain	9.31%	Glastonbury	8.51%	Greenwich	7.09%
Beacon Falls	11.74%	Ashford	10.33%	Trumbull	9.28%	Stamford	8.48%	Goshen	7.03%
Stonington	11.56%	Eastford	10.33%	Somers	9.27%	Salisbury	8.47%	Norfolk	7.03%
Ansonia	11.32%	Manchester	10.32%	Stratford	9.23%	Canton	8.46%	Darien	7.03%
Groton	11.32%	Mansfield	10.27%	Colchester	9.22%	Harwinton	8.43%	East Granby	7.01%
Columbia	11.22%	Hamden	10.18%	North Haven	9.21%	Putnam	8.40%	Bridgewater	6.99%
Danbury	11.22%	East Haven	10.11%	Lyme	9.20%	Guilford	8.39%	Roxbury	6.99%
Brookfield	11.22%	Sharon	10.08%	Old Lyme	9.20%	Fairfield	8.36%	Westport	6.88%
Vernon	11.19%	Wallingford	10.07%	Cheshire	9.17%	Windsor Locks	8.36%	Simsbury	6.77%
Andover	11.17%	Middletown	10.06%	East Haddam	9.14%	Wethersfield	8.35%	Weston	6.56%
Bolton	11.17%	Colebrook	10.03%	New Milford	9.13%	Thomaston	8.35%	Granby	6.38%
Chester	11.15%	Winchester	10.03%	Prospect	9.10%	Branford	8.34%	New Canaan	6.03%
Chaplin	11.13%	Killingly	9.99%	Ellington	9.04%	Middlebury	8.20%	Easton	5.95%
Hampton	11.13%	Plainfield	9.99%	Newington	9.03%	Windsor	8.05%	<b>Neighborhoods</b>	
Scotland	11.13%	Sterling	9.99%	South Windsor	8.99%	Enfield	8.02%	Hartford Area2	20.25%
Bridgeport	11.11%	Griswold	9.99%	Brooklyn	8.99%	Burlington	7.97%	Hartford Area3	12.71%
Naugatuck	11.11%	Lisbon	9.99%	Bristol	8.99%	Litchfield	7.95%	Bridgeport Area3	11.90%
Lebanon	11.05%	Voluntown	9.99%	Clinton	8.99%	Barkhamsted	7.93%	Bridgeport Area2	11.77%
East Lyme	10.98%	West Haven	9.86%	Orange	8.94%	Hartland	7.93%	New Haven Area2	11.05%
Old Saybrook	10.96%	Preston	9.85%	Canaan	8.92%	Marlborough	7.85%	New Haven Area3	10.89%
Waterford	10.93%	Portland	9.82%	North Canaan	8.92%	Durham	7.85%	Bridgeport Area1	9.76%
North Stonington	10.85%	Oxford	9.80%	Farmington	8.90%	Monroe	7.85%	New Haven Area1	9.28%
Ridgefield	10.80%	Southbury	9.75%	Coventry	8.88%	Avon	7.83%	Hartford Area1	9.06%
Plymouth	10.71%	Bethel	9.70%	Thompson	8.84%	Washington	7.71%	Stamford Area3	8.86%
New Haven	10.67%	Sherman	9.62%	East Hampton	8.78%	Pomfret	7.71%	Stamford Area2	8.60%
Seymour	10.64%	North Branford	9.60%	Hebron	8.76%	Woodstock	7.71%	Stamford Area1	7.37%
East Hartford	10.64%	East Windsor	9.59%	Woodbridge	8.69%	Bloomfield	7.67%		
Meriden	10.64%	Berlin	9.57%	Madison	8.68%	Kent	7.61%		
Middlefield	10.58%	Waterbury	9.55%	Woodbury	8.68%	Watertown	7.60%		

Questions ? Beth.Dugan@umb.edu

<https://healthyaqingdatareports.org>