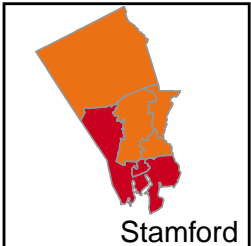
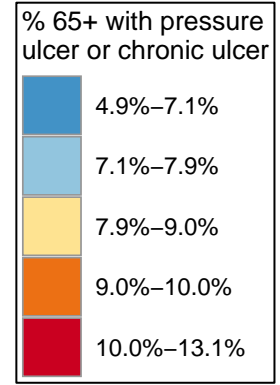
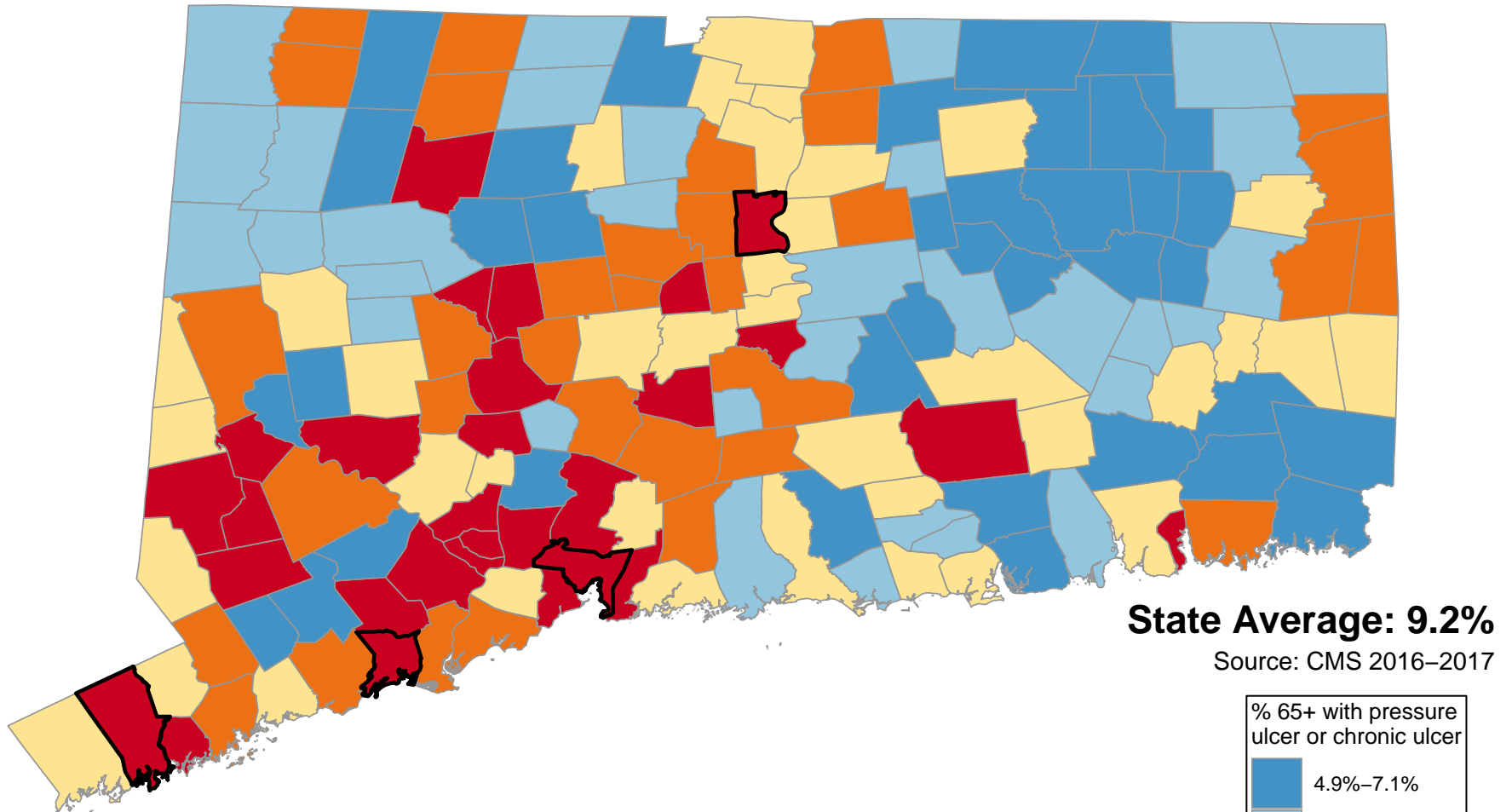


Percentage of Medicare Beneficiaries Age 65+ Years with Pressure Ulcer or Chronic Ulcer



Questions or ideas?
Beth.Dugan@umb.edu
12/2020

% 65+ with Pressure Ulcer or Chronic Ulcer

Andover	6.60%	Durham	9.46%	Lyme	6.44%	Pomfret	7.18%	Warren	7.45%
Ansonia	11.29%	East Granby	8.63%	Madison	8.13%	Portland	7.74%	Washington	8.25%
Ashford	5.90%	East Haddam	10.06%	Manchester	9.36%	Preston	6.80%	Waterbury	11.92%
Avon	7.27%	East Hampton	6.56%	Mansfield	5.55%	Prospect	7.82%	Waterford	8.62%
Barkhamsted	7.81%	East Hartford	8.48%	Marlborough	6.52%	Putnam	9.14%	Watertown	9.23%
Beacon Falls	8.24%	East Haven	10.56%	Meriden	10.42%	Redding	11.02%	West Hartford	9.80%
Berlin	8.17%	East Lyme	7.71%	Middlebury	9.06%	Ridgefield	8.98%	West Haven	10.74%
Bethany	6.79%	East Windsor	9.00%	Middlefield	7.90%	Rocky Hill	8.19%	Westbrook	8.55%
Bethel	10.66%	Eastford	5.90%	Middletown	9.37%	Roxbury	6.59%	Weston	7.02%
Bethlehem	7.24%	Easton	5.64%	Milford	9.25%	Salem	8.72%	Westport	8.50%
Bloomfield	9.12%	Ellington	6.77%	Monroe	7.00%	Salisbury	7.68%	Wethersfield	8.95%
Bolton	6.60%	Enfield	9.25%	Montville	6.91%	Scotland	4.96%	Willington	6.82%
Bozrah	7.22%	Essex	7.27%	Morris	7.24%	Seymour	10.98%	Wilton	9.07%
Branford	8.81%	Fairfield	9.05%	Naugatuck	12.18%	Sharon	7.57%	Winchester	9.91%
Bridgeport	11.59%	Farmington	9.22%	New Britain	11.16%	Shelton	11.15%	Windham	6.99%
Bridgewater	6.59%	Franklin	7.22%	New Canaan	8.89%	Sherman	8.14%	Windsor	8.00%
Bristol	8.99%	Glastonbury	7.56%	New Fairfield	8.09%	Simsbury	7.70%	Windsor Locks	8.73%
Brookfield	11.02%	Goshen	5.29%	New Hartford	5.60%	Somers	7.35%	Wolcott	9.53%
Brooklyn	7.97%	Granby	5.87%	New Haven	11.13%	South Windsor	8.16%	Woodbridge	10.00%
Burlington	6.11%	Greenwich	8.64%	New London	10.84%	Southbury	11.85%	Woodbury	8.73%
Canaan	9.65%	Griswold	7.93%	New Milford	9.27%	Southington	8.24%	Woodstock	7.18%
Canterbury	7.33%	Groton	9.78%	Newington	9.88%	Sprague	7.22%	Neighborhoods	
Canton	8.96%	Guilford	7.77%	Newtown	9.71%	Stafford	6.82%	Bridgeport Area1	10.18%
Chaplin	4.96%	Haddam	8.08%	Norfolk	5.29%	Stamford	9.96%	Bridgeport Area2	12.64%
Cheshire	9.35%	Hamden	10.78%	North Branford	9.56%	Sterling	9.30%	Bridgeport Area3	11.95%
Chester	8.21%	Hampton	4.96%	North Canaan	9.65%	Stonington	7.06%	Hartford Area1	8.87%
Clinton	7.29%	Hartford	11.26%	North Haven	8.43%	Stratford	9.54%	Hartford Area2	13.14%
Colchester	8.84%	Hartland	7.81%	North Stonington	6.75%	Suffield	8.24%	Hartford Area3	11.24%
Colebrook	9.91%	Harwinton	6.18%	Norwalk	9.44%	Thomaston	11.20%	New Haven Area1	7.06%
Columbia	5.57%	Hebron	7.32%	Norwich	8.53%	Thompson	7.78%	New Haven Area2	11.99%
Cornwall	7.45%	Kent	7.85%	Old Lyme	6.44%	Tolland	8.79%	New Haven Area3	12.05%
Coventry	5.68%	Killingly	9.30%	Old Saybrook	8.28%	Torrington	11.87%	Stamford Area1	9.86%
Cromwell	10.17%	Killingworth	5.85%	Orange	8.59%	Trumbull	11.22%	Stamford Area2	10.49%
Danbury	10.89%	Lebanon	7.77%	Oxford	8.01%	Union	6.82%	Stamford Area3	9.25%
Darien	10.56%	Ledyard	6.28%	Plainfield	9.30%	Vernon	7.74%		
Deep River	7.61%	Lisbon	7.93%	Plainville	9.05%	Voluntown	7.93%		
Derby	12.70%	Litchfield	7.78%	Plymouth	10.24%	Wallingford	9.76%		

% 65+ with Pressure Ulcer or Chronic Ulcer (Ranked)

Derby	12.70%	North Canaan	9.65%	Waterford	8.62%	East Lyme	7.71%	East Hampton	6.56%
Naugatuck	12.18%	North Branford	9.56%	Orange	8.59%	Simsbury	7.70%	Marlborough	6.52%
Waterbury	11.92%	Stratford	9.54%	Westbrook	8.55%	Salisbury	7.68%	Lyme	6.44%
Torrington	11.87%	Wolcott	9.53%	Norwich	8.53%	Deep River	7.61%	Old Lyme	6.44%
Southbury	11.85%	Durham	9.46%	Westport	8.50%	Sharon	7.57%	Ledyard	6.28%
Bridgeport	11.59%	Norwalk	9.44%	East Hartford	8.48%	Glastonbury	7.56%	Harwinton	6.18%
Ansonia	11.29%	Middletown	9.37%	North Haven	8.43%	Cornwall	7.45%	Burlington	6.11%
Hartford	11.26%	Manchester	9.36%	Old Saybrook	8.28%	Warren	7.45%	Ashford	5.90%
Trumbull	11.22%	Cheshire	9.35%	Washington	8.25%	Somers	7.35%	Eastford	5.90%
Thomaston	11.20%	Killingly	9.30%	Beacon Falls	8.24%	Canterbury	7.33%	Granby	5.87%
New Britain	11.16%	Plainfield	9.30%	Suffield	8.24%	Hebron	7.32%	Killingworth	5.85%
Shelton	11.15%	Sterling	9.30%	Southington	8.24%	Clinton	7.29%	Coventry	5.68%
New Haven	11.13%	New Milford	9.27%	Chester	8.21%	Avon	7.27%	Easton	5.64%
Redding	11.02%	Enfield	9.25%	Rocky Hill	8.19%	Essex	7.27%	New Hartford	5.60%
Brookfield	11.02%	Milford	9.25%	Berlin	8.17%	Bethlehem	7.24%	Columbia	5.57%
Seymour	10.98%	Watertown	9.23%	South Windsor	8.16%	Morris	7.24%	Mansfield	5.55%
Danbury	10.89%	Farmington	9.22%	Sherman	8.14%	Bozrah	7.22%	Goshen	5.29%
New London	10.84%	Putnam	9.14%	Madison	8.13%	Franklin	7.22%	Norfolk	5.29%
Hamden	10.78%	Bloomfield	9.12%	New Fairfield	8.09%	Sprague	7.22%	Chaplin	4.96%
West Haven	10.74%	Wilton	9.07%	Haddam	8.08%	Pomfret	7.18%	Hampton	4.96%
Bethel	10.66%	Middlebury	9.06%	Oxford	8.01%	Woodstock	7.18%	Scotland	4.96%
East Haven	10.56%	Fairfield	9.05%	Windsor	8.00%	Stonington	7.06%		
Darien	10.56%	Plainville	9.05%	Brooklyn	7.97%	Weston	7.02%	Neighborhoods	
Meriden	10.42%	East Windsor	9.00%	Griswold	7.93%	Monroe	7.00%	Hartford Area2	13.14%
Plymouth	10.24%	Bristol	8.99%	Lisbon	7.93%	Windham	6.99%	Bridgeport Area2	12.64%
Cromwell	10.17%	Ridgefield	8.98%	Voluntown	7.93%	Montville	6.91%	New Haven Area3	12.05%
East Haddam	10.06%	Canton	8.96%	Middlefield	7.90%	Stafford	6.82%	New Haven Area2	11.99%
Woodbridge	10.00%	Wethersfield	8.95%	Kent	7.85%	Union	6.82%	Bridgeport Area3	11.95%
Stamford	9.96%	New Canaan	8.89%	Prospect	7.82%	Willington	6.82%	Hartford Area3	11.24%
Colebrook	9.91%	Colchester	8.84%	Barkhamsted	7.81%	Preston	6.82%	Stamford Area2	10.49%
Winchester	9.91%	Branford	8.81%	Hartland	7.81%	Bethany	6.80%	Bridgeport Area1	10.18%
Newington	9.88%	Tolland	8.79%	Thompson	7.78%	Ellington	6.79%	Stamford Area1	9.86%
West Hartford	9.80%	Woodbury	8.73%	Litchfield	7.78%	North Stonington	6.77%	Stamford Area3	9.25%
Groton	9.78%	Windsor Locks	8.73%	Lebanon	7.77%	Andover	6.75%	Hartford Area1	8.87%
Wallingford	9.76%	Salem	8.72%	Guilford	7.77%	Bolton	6.60%	New Haven Area1	7.06%
Newtown	9.71%	Greenwich	8.64%	Vernon	7.74%	Bridgewater	6.60%		
Canaan	9.65%	East Granby	8.63%	Portland	7.74%	Roxbury	6.59%	Questions ?	Beth.Dugan@umb.edu
									https://healthyaqingdatareports.org