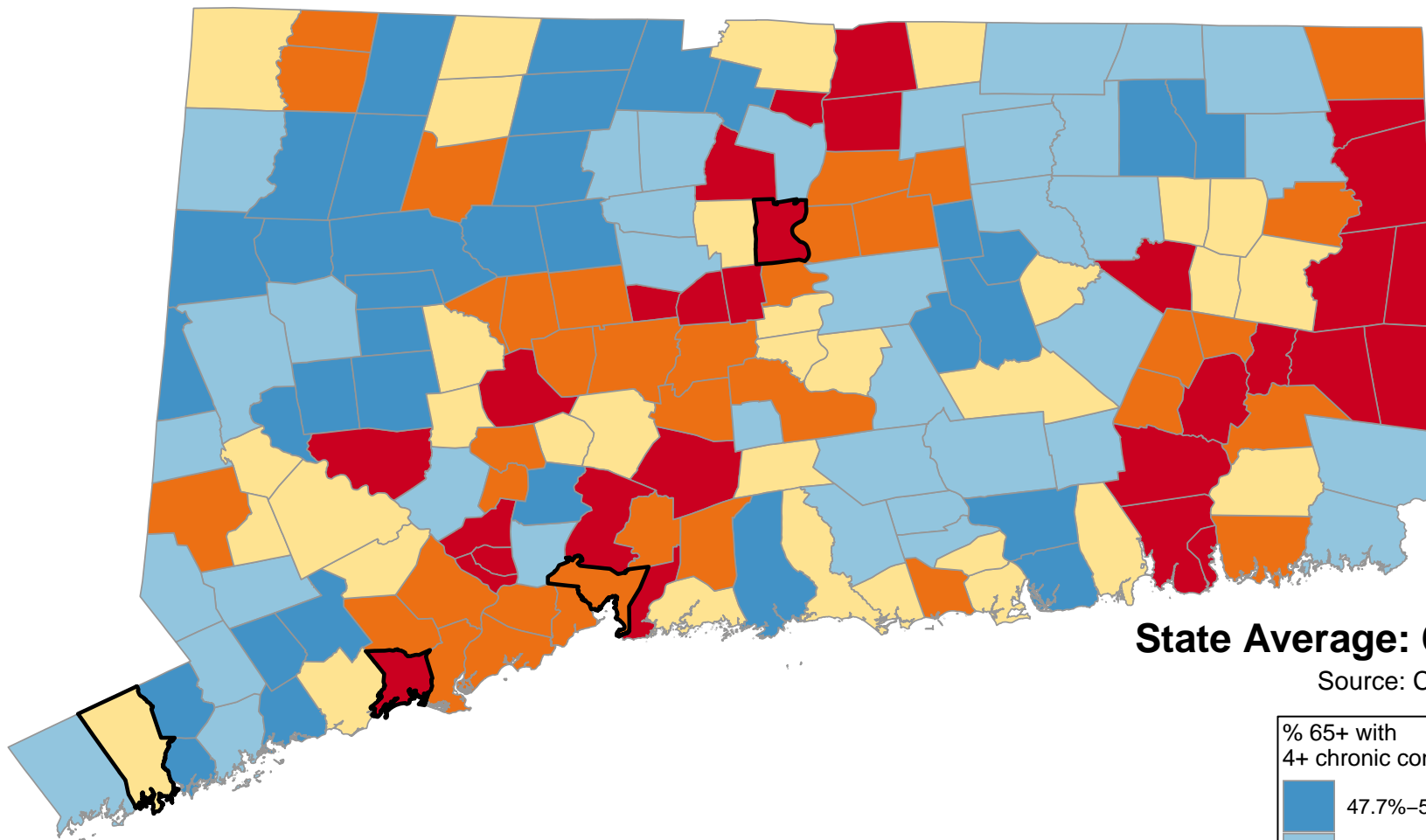
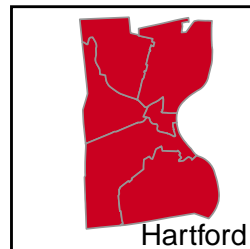
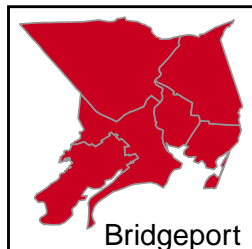
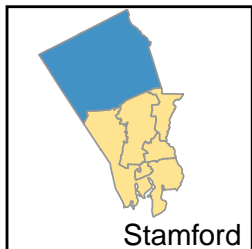
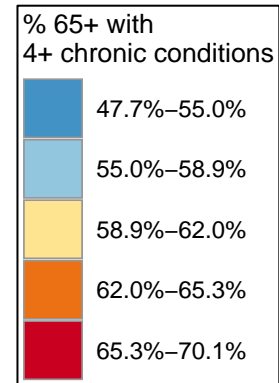


Percentage of Medicare Beneficiaries Age 65+ Years with 4+ (out of 15) Chronic Conditions



State Average: 61.8%

Source: CMS 2017



Questions or ideas?
Beth.Dugan@umb.edu
12/2020

% 65+ with 4+ (Out of 15) Chronic Conditions

Andover	54.61%	Durham	59.44%	Lyme	54.43%	Pomfret	54.97%	Warren	53.52%
Ansonia	66.51%	East Granby	54.61%	Madison	59.07%	Portland	61.21%	Washington	56.73%
Ashford	51.42%	East Haddam	56.15%	Manchester	63.53%	Preston	62.88%	Waterbury	66.79%
Avon	57.41%	East Hampton	55.12%	Mansfield	56.53%	Prospect	60.23%	Waterford	65.34%
Barkhamsted	51.74%	East Hartford	65.31%	Marlborough	51.13%	Putnam	66.61%	Watertown	60.11%
Beacon Falls	61.98%	East Haven	68.93%	Meriden	64.91%	Redding	56.39%	West Hartford	61.56%
Berlin	62.89%	East Lyme	61.92%	Middlebury	60.08%	Ridgefield	57.22%	West Haven	64.80%
Bethany	53.71%	East Windsor	65.93%	Middlefield	56.84%	Rocky Hill	61.70%	Westbrook	63.91%
Bethel	59.57%	Eastford	51.42%	Middletown	63.33%	Roxbury	53.93%	Weston	50.05%
Bethlehem	47.82%	Easton	52.48%	Milford	62.57%	Salem	58.74%	Westport	54.41%
Bloomfield	65.31%	Ellington	58.68%	Monroe	59.83%	Salisbury	60.17%	Wethersfield	62.26%
Bolton	54.61%	Enfield	66.98%	Montville	67.63%	Scotland	58.93%	Willington	57.69%
Bozrah	63.23%	Essex	58.92%	Morris	47.82%	Seymour	65.43%	Wilton	55.60%
Branford	60.64%	Fairfield	61.07%	Naugatuck	64.03%	Sharon	58.84%	Winchester	59.47%
Bridgeport	67.77%	Farmington	58.40%	New Britain	65.79%	Shelton	64.10%	Windham	67.37%
Bridgewater	53.93%	Franklin	63.23%	New Canaan	50.87%	Sherman	52.81%	Windsor	58.61%
Bristol	64.33%	Glastonbury	57.85%	New Fairfield	56.37%	Simsbury	55.13%	Windsor Locks	66.18%
Brookfield	59.10%	Goshen	51.70%	New Hartford	50.95%	Somers	60.90%	Wolcott	63.60%
Brooklyn	64.38%	Granby	52.26%	New Haven	65.07%	South Windsor	63.24%	Woodbridge	57.13%
Burlington	51.19%	Greenwich	56.87%	New London	67.50%	Southbury	65.61%	Woodbury	54.15%
Canaan	64.77%	Griswold	67.52%	New Milford	58.71%	Southington	64.56%	Woodstock	54.97%
Canterbury	59.95%	Groton	63.75%	Newington	66.59%	Sprague	63.23%	Neighborhoods	
Canton	56.32%	Guilford	54.54%	Newtown	59.80%	Stafford	57.69%	Bridgeport Area1	65.43%
Chaplin	58.93%	Haddam	58.63%	Norfolk	51.70%	Stamford	59.59%	Bridgeport Area2	68.66%
Cheshire	59.37%	Hamden	65.87%	North Branford	64.14%	Sterling	66.27%	Bridgeport Area3	69.52%
Chester	56.11%	Hampton	58.93%	North Canaan	64.77%	Stonington	58.12%	Hartford Area1	68.92%
Clinton	60.74%	Hartford	68.51%	North Haven	65.30%	Stratford	64.84%	Hartford Area2	67.65%
Colchester	61.50%	Hartland	51.74%	North Stonington	58.01%	Suffield	61.29%	Hartford Area3	68.67%
Colebrook	59.47%	Harwinton	54.58%	Norwalk	57.90%	Thomaston	65.27%	New Haven Area1	60.73%
Columbia	60.29%	Hebron	53.49%	Norwich	70.05%	Thompson	64.11%	New Haven Area2	64.71%
Cornwall	53.52%	Kent	52.35%	Old Lyme	54.43%	Tolland	58.60%	New Haven Area3	68.01%
Coventry	56.76%	Killingly	66.27%	Old Saybrook	61.68%	Torrington	65.01%	Stamford Area1	54.92%
Cromwell	61.60%	Killingworth	58.51%	Orange	62.38%	Trumbull	65.03%	Stamford Area2	60.98%
Danbury	63.85%	Lebanon	56.76%	Oxford	58.39%	Union	57.69%	Stamford Area3	59.99%
Darien	50.70%	Ledyard	61.72%	Plainfield	66.27%	Vernon	63.73%		
Deep River	55.93%	Lisbon	67.52%	Plainville	66.69%	Voluntown	67.52%		
Derby	67.02%	Litchfield	54.41%	Plymouth	63.41%	Wallingford	65.86%		

% 65+ with 4+ (Out of 15) Chronic Conditions (Ranked)

Norwich	70.05%	West Haven	64.80%	Fairfield	61.07%	Glastonbury	57.85%	Cornwall	53.52%
East Haven	68.93%	Canaan	64.77%	Somers	60.90%	Stafford	57.69%	Warren	53.52%
Hartford	68.51%	North Canaan	64.77%	Clinton	60.74%	Union	57.69%	Hebron	53.49%
Bridgeport	67.77%	Southington	64.56%	Branford	60.64%	Willington	57.69%	Sherman	52.81%
Montville	67.63%	Brooklyn	64.38%	Columbia	60.29%	Avon	57.41%	Easton	52.48%
Griswold	67.52%	Bristol	64.33%	Prospect	60.23%	Ridgefield	57.22%	Kent	52.35%
Lisbon	67.52%	North Branford	64.14%	Salisbury	60.17%	Woodbridge	57.13%	Granby	52.26%
Voluntown	67.52%	Thompson	64.11%	Watertown	60.11%	Greenwich	56.87%	Barkhamsted	51.74%
New London	67.50%	Shelton	64.10%	Middlebury	60.08%	Middlefield	56.84%	Hartland	51.74%
Windham	67.37%	Naugatuck	64.03%	Canterbury	59.95%	Coventry	56.76%	Goshen	51.70%
Derby	67.02%	Westbrook	63.91%	Monroe	59.83%	Lebanon	56.76%	Norfolk	51.70%
Enfield	66.98%	Danbury	63.85%	Newtown	59.80%	Washington	56.73%	Ashford	51.42%
Waterbury	66.79%	Groton	63.75%	Stamford	59.59%	Mansfield	56.53%	Eastford	51.42%
Plainville	66.69%	Vernon	63.73%	Bethel	59.57%	Redding	56.39%	Burlington	51.19%
Putnam	66.61%	Wolcott	63.60%	Colebrook	59.47%	New Fairfield	56.37%	Marlborough	51.13%
Newington	66.59%	Manchester	63.53%	Winchester	59.47%	Canton	56.32%	New Hartford	50.95%
Ansonia	66.51%	Plymouth	63.41%	Durham	59.44%	East Haddam	56.15%	New Canaan	50.87%
Killingly	66.27%	Middletown	63.33%	Cheshire	59.37%	Chester	56.11%	Darien	50.70%
Plainfield	66.27%	South Windsor	63.24%	Brookfield	59.10%	Deep River	55.93%	Weston	50.05%
Sterling	66.27%	Bozrah	63.23%	Madison	59.07%	Wilton	55.60%	Bethlehem	47.82%
Windsor Locks	66.18%	Franklin	63.23%	Chaplin	58.93%	Simsbury	55.13%	Morris	47.82%
East Windsor	65.93%	Sprague	63.23%	Hampton	58.93%	East Hampton	55.12%		
Hamden	65.87%	Berlin	62.89%	Scotland	58.93%	Pomfret	54.97%	Neighborhoods	
Wallingford	65.86%	Preston	62.88%	Essex	58.92%	Woodstock	54.97%	Bridgeport Area3	69.52%
New Britain	65.79%	Milford	62.57%	Sharon	58.84%	East Granby	54.61%	Hartford Area1	68.92%
Southbury	65.61%	Orange	62.38%	Salem	58.74%	Andover	54.61%	Hartford Area3	68.67%
Seymour	65.43%	Wethersfield	62.26%	New Milford	58.71%	Bolton	54.61%	Bridgeport Area2	68.66%
Waterford	65.34%	Beacon Falls	61.98%	Ellington	58.68%	Harwinton	54.58%	New Haven Area3	68.01%
Bloomfield	65.31%	East Lyme	61.92%	Haddam	58.63%	Guilford	54.54%	Hartford Area2	67.65%
East Hartford	65.31%	Ledyard	61.72%	Windsor	58.61%	Lyme	54.43%	Bridgeport Area1	65.43%
North Haven	65.30%	Rocky Hill	61.70%	Tolland	58.60%	Old Lyme	54.43%	New Haven Area2	64.71%
Thomaston	65.27%	Old Saybrook	61.68%	Killingworth	58.51%	Westport	54.41%	Stamford Area2	60.98%
New Haven	65.07%	Cromwell	61.60%	Farmington	58.40%	Litchfield	54.41%	New Haven Area1	60.73%
Trumbull	65.03%	West Hartford	61.56%	Oxford	58.39%	Woodbury	54.15%	Stamford Area3	59.99%
Torrington	65.01%	Colchester	61.50%	Stonington	58.12%	Bridgewater	53.93%	Stamford Area1	54.92%
Meriden	64.91%	Suffield	61.29%	North Stonington	58.01%	Roxbury	53.93%		
Stratford	64.84%	Portland	61.21%	Norwalk	57.90%	Bethany	53.71%	Questions ?	Beth.Dugan@umb.edu
									https://healthyaqingdatareports.org