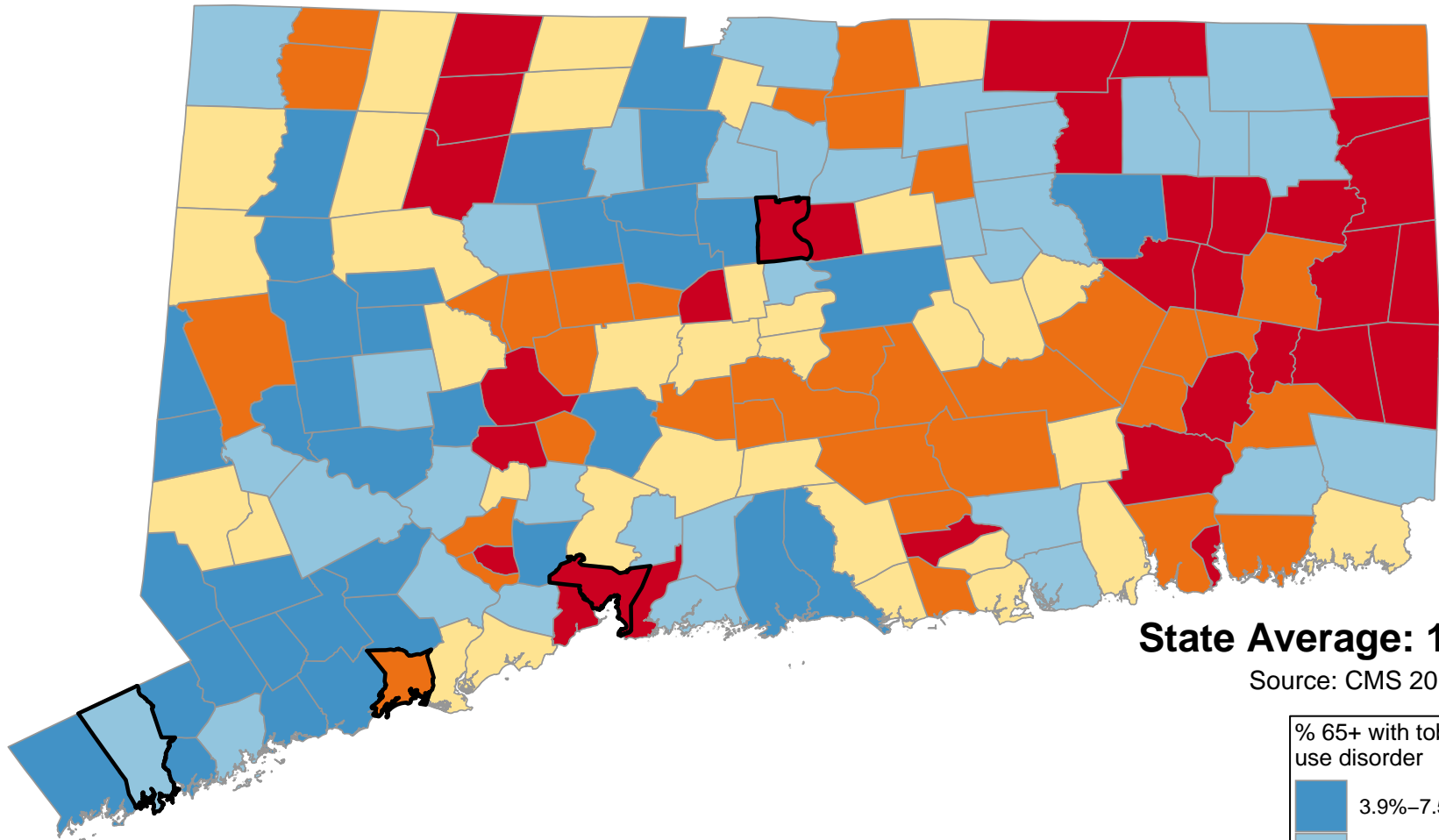
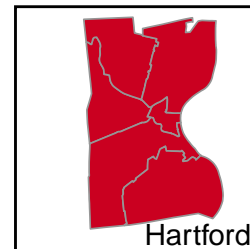
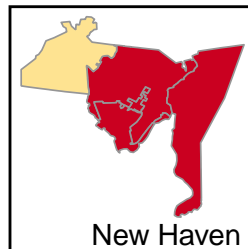
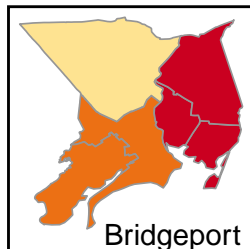
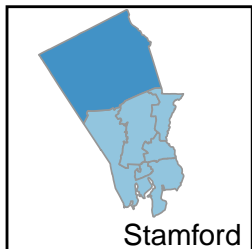
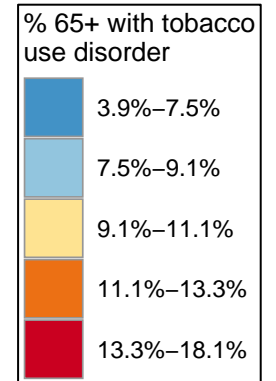


# Percentage of Medicare Beneficiaries Age 65+ Years with Tobacco Use Disorder



**State Average: 10.1%**

Source: CMS 2016–2017



Questions or ideas?  
Beth.Dugan@umb.edu  
12/2020

## % 65+ with Tobacco Use Disorder

Andover	7.86%	Durham	10.99%	Lyme	8.77%	Pomfret	7.74%	Warren	7.48%
Ansonia	13.44%	East Granby	9.33%	Madison	6.73%	Portland	12.26%	Washington	6.75%
Ashford	8.93%	East Haddam	12.09%	Manchester	10.72%	Preston	12.39%	Waterbury	15.60%
Avon	5.31%	East Hampton	12.35%	Mansfield	6.67%	Prospect	11.08%	Waterford	11.56%
Barkhamsted	10.10%	East Hartford	13.96%	Marlborough	9.17%	Putnam	13.92%	Watertown	9.62%
Beacon Falls	10.83%	East Haven	13.99%	Meriden	13.03%	Redding	5.66%	West Hartford	6.01%
Berlin	9.82%	East Lyme	10.23%	Middlebury	6.25%	Ridgefield	6.22%	West Haven	13.47%
Bethany	8.04%	East Windsor	11.66%	Middlefield	11.31%	Rocky Hill	9.82%	Westbrook	12.76%
Bethel	9.40%	Eastford	8.93%	Middletown	12.67%	Roxbury	4.93%	Weston	6.15%
Bethlehem	6.01%	Easton	6.13%	Milford	10.08%	Salem	9.61%	Westport	4.91%
Bloomfield	7.50%	Ellington	8.72%	Monroe	6.39%	Salisbury	8.63%	Wethersfield	8.56%
Bolton	7.86%	Enfield	11.72%	Montville	14.33%	Scotland	13.82%	Willington	13.38%
Bozrah	12.68%	Essex	10.59%	Morris	6.01%	Seymour	11.61%	Wilton	5.12%
Branford	8.70%	Fairfield	5.66%	Naugatuck	14.05%	Sharon	9.90%	Winchester	13.54%
Bridgeport	11.90%	Farmington	7.05%	New Britain	14.80%	Shelton	8.43%	Windham	13.27%
Bridgewater	4.93%	Franklin	12.68%	New Canaan	4.00%	Sherman	5.46%	Windsor	8.88%
Bristol	12.89%	Glastonbury	7.28%	New Fairfield	6.86%	Simsbury	6.25%	Windsor Locks	11.51%
Brookfield	8.15%	Goshen	9.52%	New Hartford	7.37%	Somers	10.61%	Wolcott	12.22%
Brooklyn	14.21%	Granby	6.79%	New Haven	14.83%	South Windsor	9.07%	Woodbridge	4.60%
Burlington	5.47%	Greenwich	5.82%	New London	17.97%	Southbury	7.14%	Woodbury	8.50%
Canaan	11.88%	Griswold	15.25%	New Milford	11.98%	Southington	9.18%	Woodstock	7.74%
Canterbury	11.22%	Groton	11.26%	Newington	9.94%	Sprague	12.68%	<b>Neighborhoods</b>	
Canton	7.70%	Guilford	5.24%	Newtown	8.07%	Stafford	13.38%	Bridgeport Area1	9.58%
Chaplin	13.82%	Haddam	11.53%	Norfolk	9.52%	Stamford	8.00%	Bridgeport Area2	12.34%
Cheshire	7.00%	Hamden	9.15%	North Branford	8.80%	Sterling	15.11%	Bridgeport Area3	14.17%
Chester	11.28%	Hampton	13.82%	North Canaan	11.88%	Stonington	9.75%	Hartford Area1	14.42%
Clinton	10.62%	Hartford	14.63%	North Haven	8.99%	Stratford	10.40%	Hartford Area2	13.30%
Colchester	12.38%	Hartland	10.10%	North Stonington	8.64%	Suffield	7.86%	Hartford Area3	15.53%
Colebrook	13.54%	Harwinton	8.07%	Norwalk	7.88%	Thomaston	11.16%	New Haven Area1	10.80%
Columbia	11.02%	Hebron	10.67%	Norwich	16.19%	Thompson	11.93%	New Haven Area2	14.76%
Cornwall	7.48%	Kent	10.15%	Old Lyme	8.77%	Tolland	8.37%	New Haven Area3	17.21%
Coventry	7.98%	Killingly	15.11%	Old Saybrook	10.16%	Torrington	13.82%	Stamford Area1	7.00%
Cromwell	10.47%	Killingworth	10.60%	Orange	7.61%	Trumbull	6.72%	Stamford Area2	8.59%
Danbury	10.08%	Lebanon	12.16%	Oxford	8.27%	Union	13.38%	Stamford Area3	7.72%
Darien	5.26%	Ledyard	9.14%	Plainfield	15.11%	Vernon	11.55%		
Deep River	13.71%	Lisbon	15.25%	Plainville	13.20%	Voluntown	15.25%		
Derby	12.69%	Litchfield	9.33%	Plymouth	12.46%	Wallingford	9.78%		

## % 65+ with Tobacco Use Disorder (Ranked)

New London	17.97%	Franklin	12.68%	Essex	10.59%	North Stonington	8.64%	Simsbury	6.25%
Norwich	16.19%	Sprague	12.68%	Cromwell	10.47%	Salisbury	8.63%	Ridgefield	6.22%
Waterbury	15.60%	Middletown	12.67%	Stratford	10.40%	Wethersfield	8.56%	Weston	6.15%
Griswold	15.25%	Plymouth	12.46%	East Lyme	10.23%	Woodbury	8.50%	Easton	6.13%
Lisbon	15.25%	Preston	12.39%	Old Saybrook	10.16%	Shelton	8.43%	Bethlehem	6.01%
Voluntown	15.25%	Colchester	12.38%	Kent	10.15%	Tolland	8.37%	Morris	6.01%
Killingly	15.11%	East Hampton	12.35%	Barkhamsted	10.10%	Oxford	8.27%	West Hartford	6.01%
Plainfield	15.11%	Portland	12.26%	Hartland	10.10%	Brookfield	8.15%	Greenwich	5.82%
Sterling	15.11%	Wolcott	12.22%	Danbury	10.08%	Newtown	8.07%	Redding	5.66%
New Haven	14.83%	Lebanon	12.16%	Milford	10.08%	Harwinton	8.07%	Fairfield	5.66%
New Britain	14.80%	East Haddam	12.09%	Newington	9.94%	Bethany	8.04%	Burlington	5.47%
Hartford	14.63%	New Milford	11.98%	Sharon	9.90%	Stamford	8.00%	Sherman	5.46%
Montville	14.33%	Thompson	11.93%	Berlin	9.82%	Coventry	7.98%	Avon	5.31%
Brooklyn	14.21%	Bridgeport	11.90%	Rocky Hill	9.82%	Norwalk	7.88%	Darien	5.26%
Naugatuck	14.05%	Canaan	11.88%	Wallingford	9.78%	Suffield	7.86%	Guilford	5.24%
East Haven	13.99%	North Canaan	11.88%	Stonington	9.75%	Andover	7.86%	Wilton	5.12%
East Hartford	13.96%	Enfield	11.72%	Watertown	9.62%	Bolton	7.86%	Bridgewater	4.93%
Putnam	13.92%	East Windsor	11.66%	Salem	9.61%	Pomfret	7.74%	Roxbury	4.93%
Torrington	13.82%	Seymour	11.61%	Goshen	9.52%	Woodstock	7.74%	Westport	4.91%
Chaplin	13.82%	Waterford	11.56%	Norfolk	9.52%	Canton	7.70%	Woodbridge	4.60%
Hampton	13.82%	Vernon	11.55%	Bethel	9.40%	Orange	7.61%	New Canaan	4.00%
Scotland	13.82%	Haddam	11.53%	East Granby	9.33%	Bloomfield	7.50%	<b>Neighborhoods</b>	
Deep River	13.71%	Windsor Locks	11.51%	Litchfield	9.33%	Cornwall	7.48%	New Haven Area3	17.21%
Colebrook	13.54%	Middlefield	11.31%	Southington	9.18%	Warren	7.48%	Hartford Area3	15.53%
Winchester	13.54%	Chester	11.28%	Marlborough	9.17%	New Hartford	7.37%	New Haven Area2	14.76%
West Haven	13.47%	Groton	11.26%	Hamden	9.15%	Glastonbury	7.28%	Hartford Area1	14.42%
Ansonia	13.44%	Canterbury	11.22%	Ledyard	9.14%	Southbury	7.14%	Bridgeport Area3	14.17%
Stafford	13.38%	Thomaston	11.16%	South Windsor	9.07%	Farmington	7.05%	Hartford Area2	13.30%
Union	13.38%	Prospect	11.08%	North Haven	8.99%	Cheshire	7.00%	Bridgeport Area2	12.34%
Willington	13.38%	Columbia	11.02%	Ashford	8.93%	New Fairfield	6.86%	New Haven Area1	10.80%
Windham	13.27%	Durham	10.99%	Eastford	8.93%	Granby	6.79%	Bridgeport Area1	9.58%
Plainville	13.20%	Beacon Falls	10.83%	Windsor	8.88%	Washington	6.75%	Stamford Area2	8.59%
Meriden	13.03%	Manchester	10.72%	North Branford	8.80%	Madison	6.73%	Stamford Area3	7.72%
Bristol	12.89%	Hebron	10.67%	Lyme	8.77%	Trumbull	6.72%	Stamford Area1	7.00%
Westbrook	12.76%	Clinton	10.62%	Old Lyme	8.77%	Mansfield	6.67%		
Derby	12.69%	Somers	10.61%	Ellington	8.72%	Monroe	6.39%		
Bozrah	12.68%	Killingworth	10.60%	Branford	8.70%	Middlebury	6.25%		

Questions ? Beth.Dugan@umb.edu

<https://healthyaqingdatareports.org>