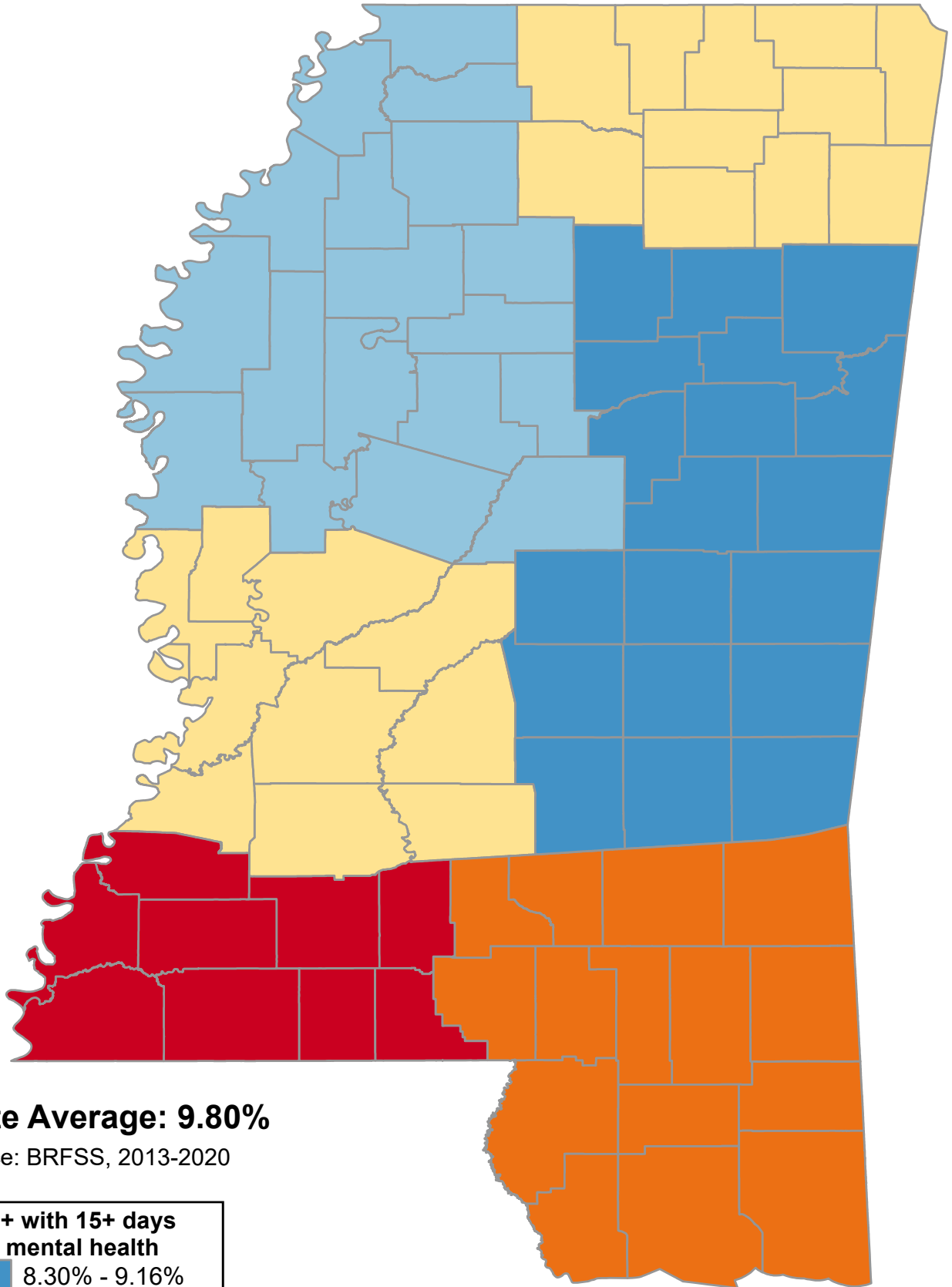







### Percentage of Persons Age 60+ Years who had 15+ Days with Poor Mental Health Last Month



**State Average: 9.80%**

Source: BRFSS, 2013-2020

% 60+ with 15+ days poor mental health	
	8.30% - 9.16%
	9.16% - 9.20%
	9.24% - 9.80%
	9.90% - 11.30%
	11.40% - 12.00%



Questions or ideas?  
Beth.Dugan@umb.edu  
September 2022

# Percentage of Persons Age 60+ Years Who Had 15+ Days with Poor Mental Health Last Month

<u><i>Alphabetical Order of County</i></u>				<u><i>Ranked High to Low</i></u>			
Adams	12.04%	Leflore	9.20%	Adams	12.04%	Sharkey	9.54%
Alcorn	9.79%	Lincoln	12.04%	Amite	12.04%	Simpson	9.54%
Amite	12.04%	Lowndes	8.26%	Franklin	12.04%	Warren	9.54%
Attala	9.20%	Madison	9.54%	Jefferson	12.04%	Yazoo	9.54%
Benton	9.79%	Marion	10.34%	Lawrence	12.04%	Coahoma	9.25%
Bolivar	9.20%	Marshall	9.79%	Lincoln	12.04%	DeSoto	9.25%
Calhoun	8.26%	Monroe	8.26%	Pike	12.04%	Grenada	9.25%
Carroll	9.20%	Montgomery	9.20%	Walthall	12.04%	Panola	9.25%
Chickasaw	8.26%	Neshoba	9.16%	Wilkinson	12.04%	Quitman	9.25%
Choctaw	8.26%	Newton	9.16%	George	11.27%	Tallahatchie	9.25%
Claiborne	9.54%	Noxubee	8.26%	Hancock	11.27%	Tate	9.25%
Clarke	9.16%	Oktibbeha	8.26%	Harrison	11.27%	Tunica	9.25%
Clay	8.26%	Panola	9.25%	Jackson	11.27%	Yalobusha	9.25%
Coahoma	9.25%	Pearl River	11.27%	Pearl River	11.27%	Attala	9.20%
Copiah	9.54%	Perry	10.34%	Stone	11.27%	Bolivar	9.20%
Covington	10.34%	Pike	12.04%	Covington	10.34%	Carroll	9.20%
DeSoto	9.25%	Pontotoc	9.79%	Forrest	10.34%	Holmes	9.20%
Forrest	10.34%	Prentiss	9.79%	Greene	10.34%	Humphreys	9.20%
Franklin	12.04%	Quitman	9.25%	Jefferson Davis	10.34%	Leflore	9.20%
George	11.27%	Rankin	9.54%	Jones	10.34%	Montgomery	9.20%
Greene	10.34%	Scott	9.16%	Lamar	10.34%	Sunflower	9.20%
Grenada	9.25%	Sharkey	9.54%	Marion	10.34%	Washington	9.20%
Hancock	11.27%	Simpson	9.54%	Perry	10.34%	Clarke	9.16%
Harrison	11.27%	Smith	9.16%	Wayne	10.34%	Jasper	9.16%
Hinds	9.54%	Stone	11.27%	Alcorn	9.79%	Kemper	9.16%
Holmes	9.20%	Sunflower	9.20%	Benton	9.79%	Lauderdale	9.16%
Humphreys	9.20%	Tallahatchie	9.25%	Itawamba	9.79%	Leake	9.16%
Issaquena	9.54%	Tate	9.25%	Lafayette	9.79%	Neshoba	9.16%
Itawamba	9.79%	Tippah	9.79%	Lee	9.79%	Newton	9.16%
Jackson	11.27%	Tishomingo	9.79%	Marshall	9.79%	Scott	9.16%
Jasper	9.16%	Tunica	9.25%	Pontotoc	9.79%	Smith	9.16%
Jefferson	12.04%	Union	9.79%	Prentiss	9.79%	Calhoun	8.26%
Jefferson Davis	10.34%	Walthall	12.04%	Tippah	9.79%	Chickasaw	8.26%
Jones	10.34%	Warren	9.54%	Tishomingo	9.79%	Choctaw	8.26%
Kemper	9.16%	Washington	9.20%	Union	9.79%	Clay	8.26%
Lafayette	9.79%	Wayne	10.34%	Claiborne	9.54%	Lowndes	8.26%
Lamar	10.34%	Webster	8.26%	Copiah	9.54%	Monroe	8.26%
Lauderdale	9.16%	Wilkinson	12.04%	Hinds	9.54%	Noxubee	8.26%
Lawrence	12.04%	Winston	8.26%	Issaquena	9.54%	Oktibbeha	8.26%
Leake	9.16%	Yalobusha	9.25%	Madison	9.54%	Webster	8.26%
Lee	9.79%	Yazoo	9.54%	Rankin	9.54%	Winston	8.26%