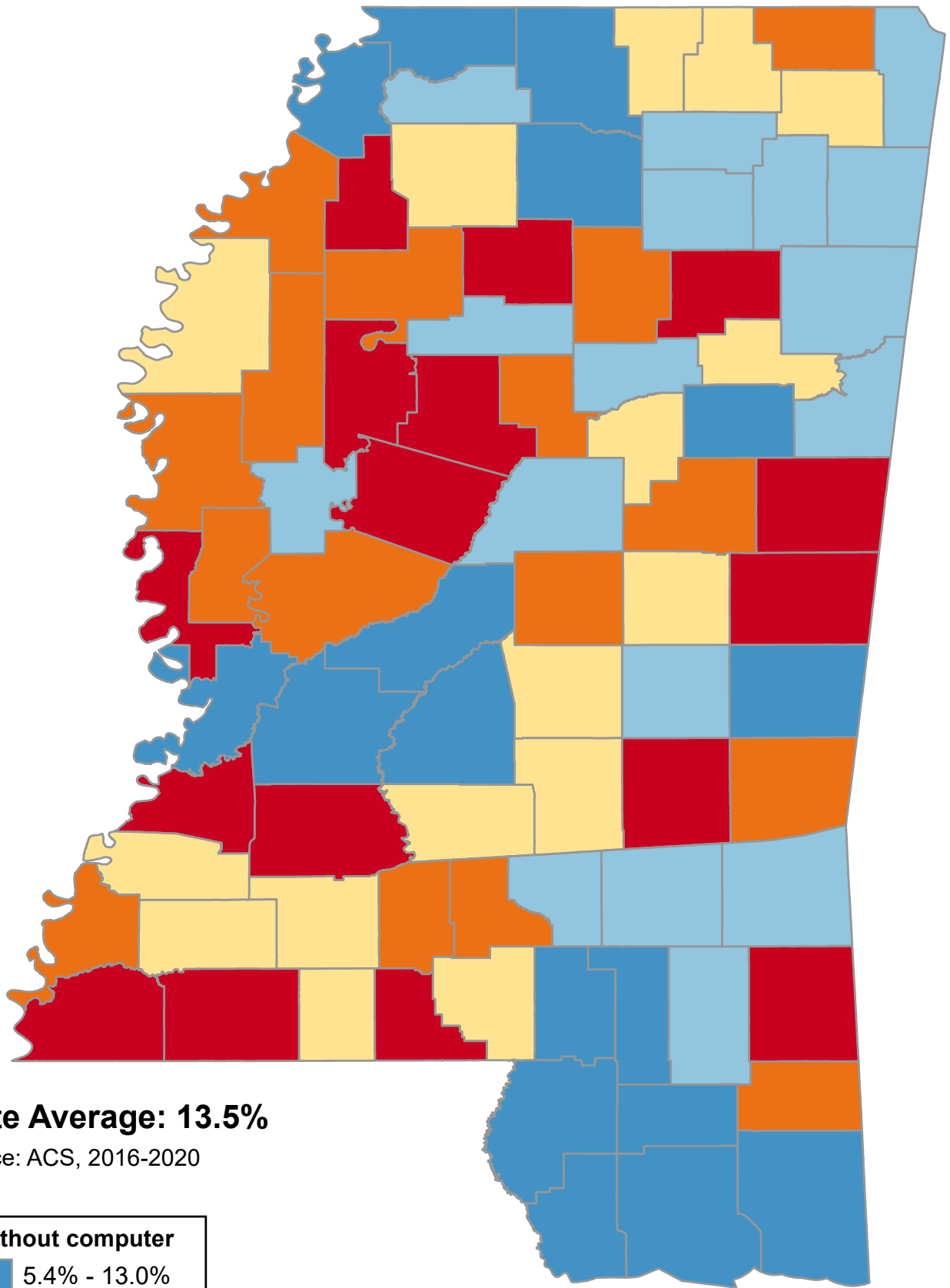







# Percentage of Households without Computers (All Ages)



**State Average: 13.5%**

Source: ACS, 2016-2020

% without computer	
	5.4% - 13.0%
	13.1% - 16.9%
	17.0% - 18.9%
	19.0% - 21.8%
	21.9% - 37.4%



Questions or ideas?  
Beth.Dugan@umb.edu  
September 2022

## Percentage of Households without Computers (All Ages)

<u><b>Alphabetical Order of County</b></u>				<u><b>Ranked High to Low</b></u>			
Adams	20.29%	Leflore	30.66%	Issaquena	37.45%	Scott	18.00%
Alcorn	18.94%	Lincoln	18.40%	Leflore	30.66%	Pike	17.93%
Amite	22.66%	Lowndes	13.60%	Claiborne	26.93%	Clay	17.79%
Attala	14.82%	Madison	5.94%	Holmes	26.20%	Neshoba	17.68%
Benton	17.15%	Marion	18.93%	Walthall	25.42%	Jefferson	17.34%
Bolivar	18.38%	Marshall	12.62%	Noxubee	24.81%	Benton	17.15%
Calhoun	19.86%	Monroe	16.57%	Quitman	24.35%	Simpson	17.03%
Carroll	23.42%	Montgomery	20.59%	Chickasaw	23.90%	Humphreys	16.92%
Chickasaw	23.90%	Neshoba	17.68%	Kemper	23.80%	Pontotoc	16.90%
Choctaw	18.40%	Newton	16.16%	Yalobusha	23.65%	Monroe	16.57%
Claiborne	26.93%	Noxubee	24.81%	Carroll	23.42%	Webster	16.55%
Clarke	19.88%	Oktibbeha	10.68%	Amite	22.66%	Union	16.47%
Clay	17.79%	Panola	18.54%	Copiah	22.65%	Tishomingo	16.21%
Coahoma	20.36%	Pearl River	12.19%	Wilkinson	22.54%	Newton	16.16%
Copiah	22.65%	Perry	14.66%	Jasper	22.07%	Tate	15.32%
Covington	13.93%	Pike	17.93%	Greene	21.93%	Itawamba	15.05%
DeSoto	5.36%	Pontotoc	16.90%	Leake	21.79%	Wayne	15.04%
Forrest	12.03%	Prentiss	18.20%	Tallahatchie	21.56%	Jones	14.84%
Franklin	18.24%	Quitman	24.35%	Washington	20.80%	Attala	14.82%
George	19.23%	Rankin	6.04%	Montgomery	20.59%	Perry	14.66%
Greene	21.93%	Scott	18.00%	Winston	20.45%	Lee	14.14%
Grenada	13.96%	Sharkey	19.98%	Coahoma	20.36%	Grenada	13.96%
Hancock	9.22%	Simpson	17.03%	Adams	20.29%	Covington	13.93%
Harrison	9.48%	Smith	18.44%	Yazoo	20.17%	Lowndes	13.60%
Hinds	11.05%	Stone	8.80%	Jefferson Davis	20.00%	Lauderdale	13.03%
Holmes	26.20%	Sunflower	19.90%	Sharkey	19.98%	Tunica	12.79%
Humphreys	16.92%	Tallahatchie	21.56%	Sunflower	19.90%	Marshall	12.62%
Issaquena	37.45%	Tate	15.32%	Clarke	19.88%	Pearl River	12.19%
Itawamba	15.05%	Tippah	18.57%	Calhoun	19.86%	Forrest	12.03%
Jackson	8.66%	Tishomingo	16.21%	George	19.23%	Warren	11.59%
Jasper	22.07%	Tunica	12.79%	Lawrence	19.13%	Hinds	11.05%
Jefferson	17.34%	Union	16.47%	Alcorn	18.94%	Oktibbeha	10.68%
Jefferson Davis	20.00%	Walthall	25.42%	Marion	18.93%	Harrison	9.48%
Jones	14.84%	Warren	11.59%	Tippah	18.57%	Hancock	9.22%
Kemper	23.80%	Washington	20.80%	Panola	18.54%	Stone	8.80%
Lafayette	6.12%	Wayne	15.04%	Smith	18.44%	Jackson	8.66%
Lamar	6.33%	Webster	16.55%	Lincoln	18.40%	Lamar	6.33%
Lauderdale	13.03%	Wilkinson	22.54%	Choctaw	18.40%	Lafayette	6.12%
Lawrence	19.13%	Winston	20.45%	Bolivar	18.38%	Rankin	6.04%
Leake	21.79%	Yalobusha	23.65%	Franklin	18.24%	Madison	5.94%
Lee	14.14%	Yazoo	20.17%	Prentiss	18.20%	DeSoto	5.36%