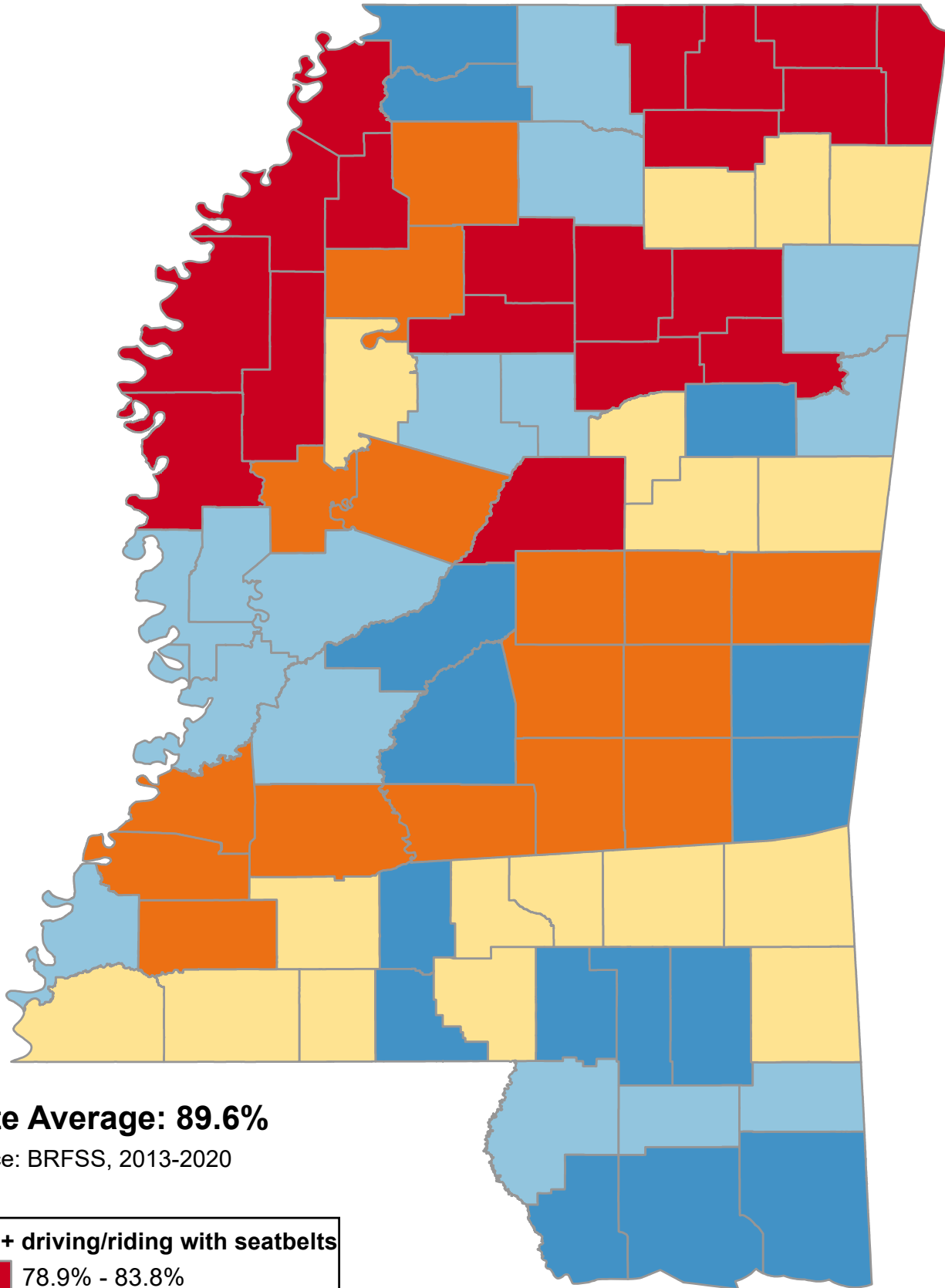







Percentage of Persons Age 60+ Years who Always Drive or Ride Wearing a Seatbelt



State Average: 89.6%

Source: BRFSS, 2013-2020

% 60+ driving/riding with seatbelts	
	78.9% - 83.8%
	83.9% - 86.8%
	86.9% - 88.9%
	89.0% - 91.4%
	91.5% - 96.1%



Questions or ideas?
Beth.Dugan@umb.edu
September 2022

Percentage of Persons Age 60+ Years Who Always Drive or Ride Wearing a Seatbelt

<u><i>Alphabetical Order of County</i></u>				<u><i>Ranked High to Low</i></u>			
Adams	90.29%	Leflore	87.57%	Jackson	96.13%	Noxubee	87.23%
Alcorn	83.41%	Lincoln	88.32%	Madison	95.19%	Winston	87.23%
Amite	88.32%	Lowndes	91.39%	Rankin	95.19%	Pike	87.16%
Attala	80.13%	Madison	95.19%	Harrison	94.75%	Itawamba	87.13%
Benton	83.83%	Marion	87.25%	Hancock	94.28%	Lee	87.13%
Bolivar	81.65%	Marshall	91.33%	Forrest	93.95%	Pontotoc	87.13%
Calhoun	80.79%	Monroe	89.10%	Perry	93.95%	Newton	86.76%
Carroll	90.75%	Montgomery	90.75%	Lauderdale	93.91%	Franklin	86.65%
Chickasaw	78.98%	Neshoba	84.23%	DeSoto	93.70%	Jefferson	86.65%
Choctaw	87.23%	Newton	86.76%	Oktibbeha	93.08%	Claiborne	86.46%
Claiborne	86.46%	Noxubee	87.23%	Clarke	92.84%	Copiah	86.46%
Clarke	92.84%	Oktibbeha	93.08%	Lamar	92.23%	Simpson	86.46%
Clay	78.98%	Panola	84.28%	Tate	92.00%	Holmes	84.34%
Coahoma	80.72%	Pearl River	91.36%	Lawrence	91.77%	Humphreys	84.34%
Copiah	86.46%	Perry	93.95%	Walthall	91.77%	Jasper	84.29%
Covington	87.25%	Pike	87.16%	Lowndes	91.39%	Scott	84.29%
DeSoto	93.70%	Pontotoc	87.13%	George	91.36%	Smith	84.29%
Forrest	93.95%	Prentiss	83.41%	Pearl River	91.36%	Panola	84.28%
Franklin	86.65%	Quitman	80.72%	Stone	91.36%	Tallahatchie	84.28%
George	91.36%	Rankin	95.19%	Lafayette	91.33%	Kemper	84.23%
Greene	88.91%	Scott	84.29%	Marshall	91.33%	Leake	84.23%
Grenada	78.89%	Sharkey	90.21%	Hinds	91.27%	Neshoba	84.23%
Hancock	94.28%	Simpson	86.46%	Carroll	90.75%	Benton	83.83%
Harrison	94.75%	Smith	84.29%	Montgomery	90.75%	Tippah	83.83%
Hinds	91.27%	Stone	91.36%	Adams	90.29%	Union	83.83%
Holmes	84.34%	Sunflower	81.98%	Issaquena	90.21%	Alcorn	83.41%
Humphreys	84.34%	Tallahatchie	84.28%	Sharkey	90.21%	Prentiss	83.41%
Issaquena	90.21%	Tate	92.00%	Warren	90.21%	Tishomingo	83.41%
Itawamba	87.13%	Tippah	83.83%	Yazoo	90.21%	Sunflower	81.98%
Jackson	96.13%	Tishomingo	83.41%	Monroe	89.10%	Bolivar	81.65%
Jasper	84.29%	Tunica	80.72%	Greene	88.91%	Washington	80.93%
Jefferson	86.65%	Union	83.83%	Jones	88.91%	Calhoun	80.79%
Jefferson Davis	87.25%	Walthall	91.77%	Wayne	88.91%	Webster	80.79%
Jones	88.91%	Warren	90.21%	Amite	88.32%	Coahoma	80.72%
Kemper	84.23%	Washington	80.93%	Wilkinson	88.32%	Quitman	80.72%
Lafayette	91.33%	Wayne	88.91%	Lincoln	88.32%	Tunica	80.72%
Lamar	92.23%	Webster	80.79%	Leflore	87.57%	Attala	80.13%
Lauderdale	93.91%	Wilkinson	88.32%	Covington	87.25%	Chickasaw	78.98%
Lawrence	91.77%	Winston	87.23%	Jefferson Davis	87.25%	Clay	78.98%
Leake	84.23%	Yalobusha	78.89%	Marion	87.25%	Grenada	78.89%
Lee	87.13%	Yazoo	90.21%	Choctaw	87.23%	Yalobusha	78.89%