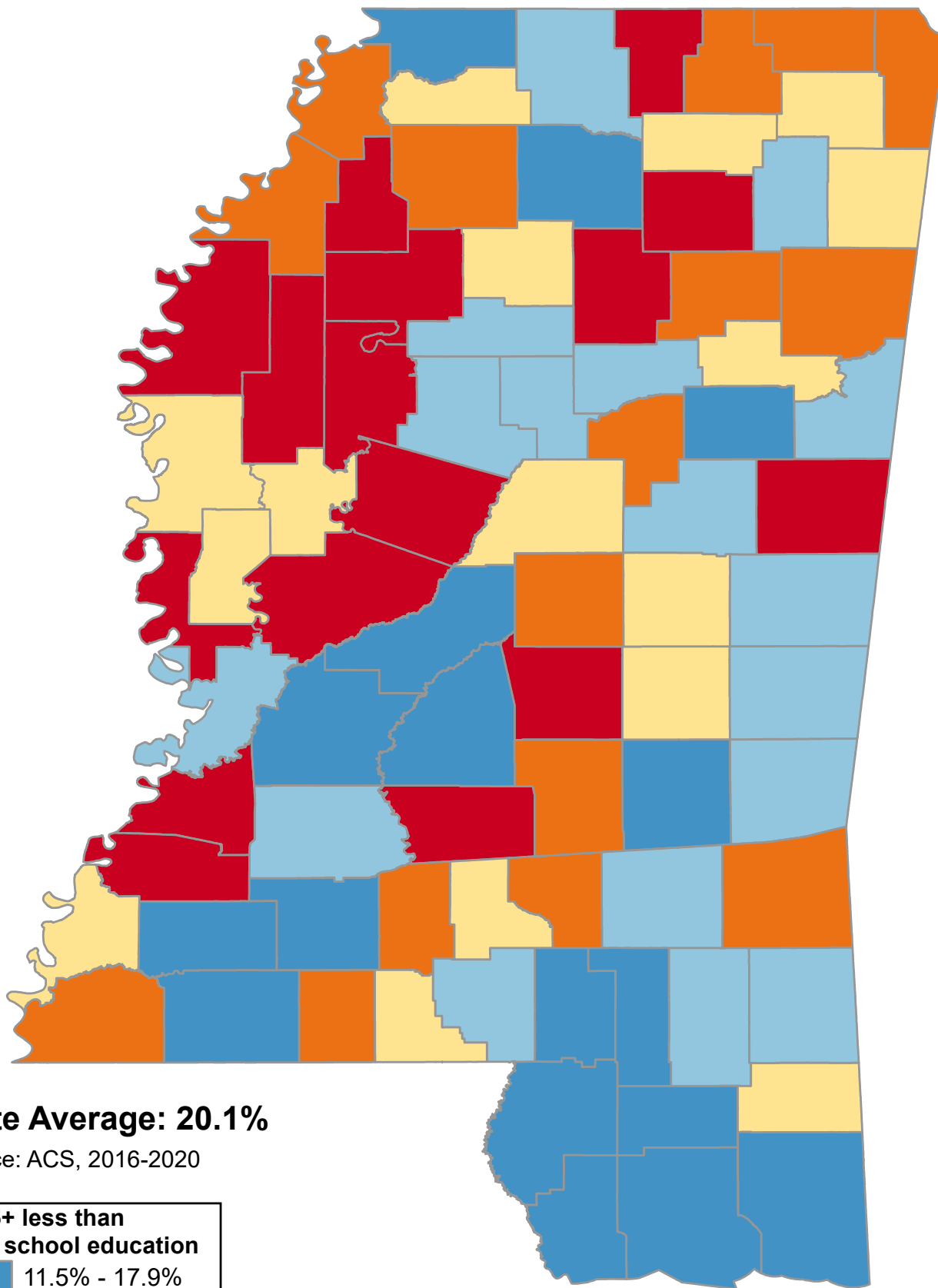







### Percentage of Population Age 65+ Years with Less than High School Education



**State Average: 20.1%**

Source: ACS, 2016-2020

% 65+ less than high school education	
	11.5% - 17.9%
	18.0% - 22.4%
	22.5% - 25.3%
	25.4% - 28.7%
	28.8% - 39.4%



Questions or ideas?  
Beth.Dugan@umb.edu  
September 2022

## Percentage of Population Age 65+ Years with Less than High School Education

<u><b>Alphabetical Order of County</b></u>				<u><b>Ranked High to Low</b></u>			
Adams	23.54%	Leflore	33.49%	Noxubee	39.42%	Attala	23.96%
Alcorn	26.25%	Lincoln	17.94%	Holmes	39.00%	Adams	23.54%
Amite	17.44%	Lowndes	21.17%	Quitman	38.59%	Union	23.54%
Attala	23.96%	Madison	14.69%	Benton	35.86%	Prentiss	23.07%
Benton	35.86%	Marion	22.02%	Leflore	33.49%	Tate	23.02%
Bolivar	32.14%	Marshall	19.65%	Sunflower	33.29%	Jefferson Davis	22.77%
Calhoun	31.25%	Monroe	25.56%	Bolivar	32.14%	George	22.59%
Carroll	22.02%	Montgomery	22.08%	Calhoun	31.25%	Kemper	22.44%
Chickasaw	28.56%	Neshoba	24.74%	Tallahatchie	31.14%	Montgomery	22.08%
Choctaw	28.45%	Newton	24.11%	Claiborne	31.10%	Carroll	22.02%
Claiborne	31.10%	Noxubee	39.42%	Scott	31.02%	Marion	22.02%
Clarke	19.79%	Oktibbeha	17.11%	Pontotoc	30.85%	Winston	21.88%
Clay	24.44%	Panola	27.17%	Yazoo	30.74%	Grenada	21.61%
Coahoma	27.91%	Pearl River	15.34%	Jefferson	29.41%	Copiah	21.39%
Copiah	21.39%	Perry	19.10%	Simpson	29.41%	Lowndes	21.17%
Covington	27.96%	Pike	26.71%	Issaquena	28.99%	Lauderdale	19.92%
DeSoto	12.96%	Pontotoc	30.85%	Tishomingo	28.68%	Clarke	19.79%
Forrest	15.44%	Prentiss	23.07%	Chickasaw	28.56%	Marshall	19.65%
Franklin	16.07%	Quitman	38.59%	Choctaw	28.45%	Webster	19.52%
George	22.59%	Rankin	11.93%	Tippah	28.38%	Lee	19.25%
Greene	18.35%	Scott	31.02%	Leake	28.30%	Jones	19.16%
Grenada	21.61%	Sharkey	25.03%	Covington	27.96%	Perry	19.10%
Hancock	12.11%	Simpson	29.41%	Coahoma	27.91%	Warren	18.66%
Harrison	13.51%	Smith	27.30%	Wilkinson	27.53%	Greene	18.35%
Hinds	17.63%	Stone	12.32%	Smith	27.30%	Lincoln	17.94%
Holmes	39.00%	Sunflower	33.29%	Panola	27.17%	Hinds	17.63%
Humphreys	25.04%	Tallahatchie	31.14%	Wayne	26.75%	Amite	17.44%
Issaquena	28.99%	Tate	23.02%	Pike	26.71%	Oktibbeha	17.11%
Itawamba	25.33%	Tippah	28.38%	Alcorn	26.25%	Franklin	16.07%
Jackson	14.56%	Tishomingo	28.68%	Tunica	25.97%	Forrest	15.44%
Jasper	15.35%	Tunica	25.97%	Lawrence	25.91%	Jasper	15.35%
Jefferson	29.41%	Union	23.54%	Monroe	25.56%	Pearl River	15.34%
Jefferson Davis	22.77%	Walthall	24.67%	Itawamba	25.33%	Madison	14.69%
Jones	19.16%	Warren	18.66%	Humphreys	25.04%	Jackson	14.56%
Kemper	22.44%	Washington	24.74%	Sharkey	25.03%	Harrison	13.51%
Lafayette	12.40%	Wayne	26.75%	Washington	24.74%	DeSoto	12.96%
Lamar	11.54%	Webster	19.52%	Neshoba	24.74%	Lafayette	12.40%
Lauderdale	19.92%	Wilkinson	27.53%	Walthall	24.67%	Stone	12.32%
Lawrence	25.91%	Winston	21.88%	Clay	24.44%	Hancock	12.11%
Leake	28.30%	Yalobusha	24.11%	Yalobusha	24.11%	Rankin	11.93%
Lee	19.25%	Yazoo	30.74%	Newton	24.11%	Lamar	11.54%