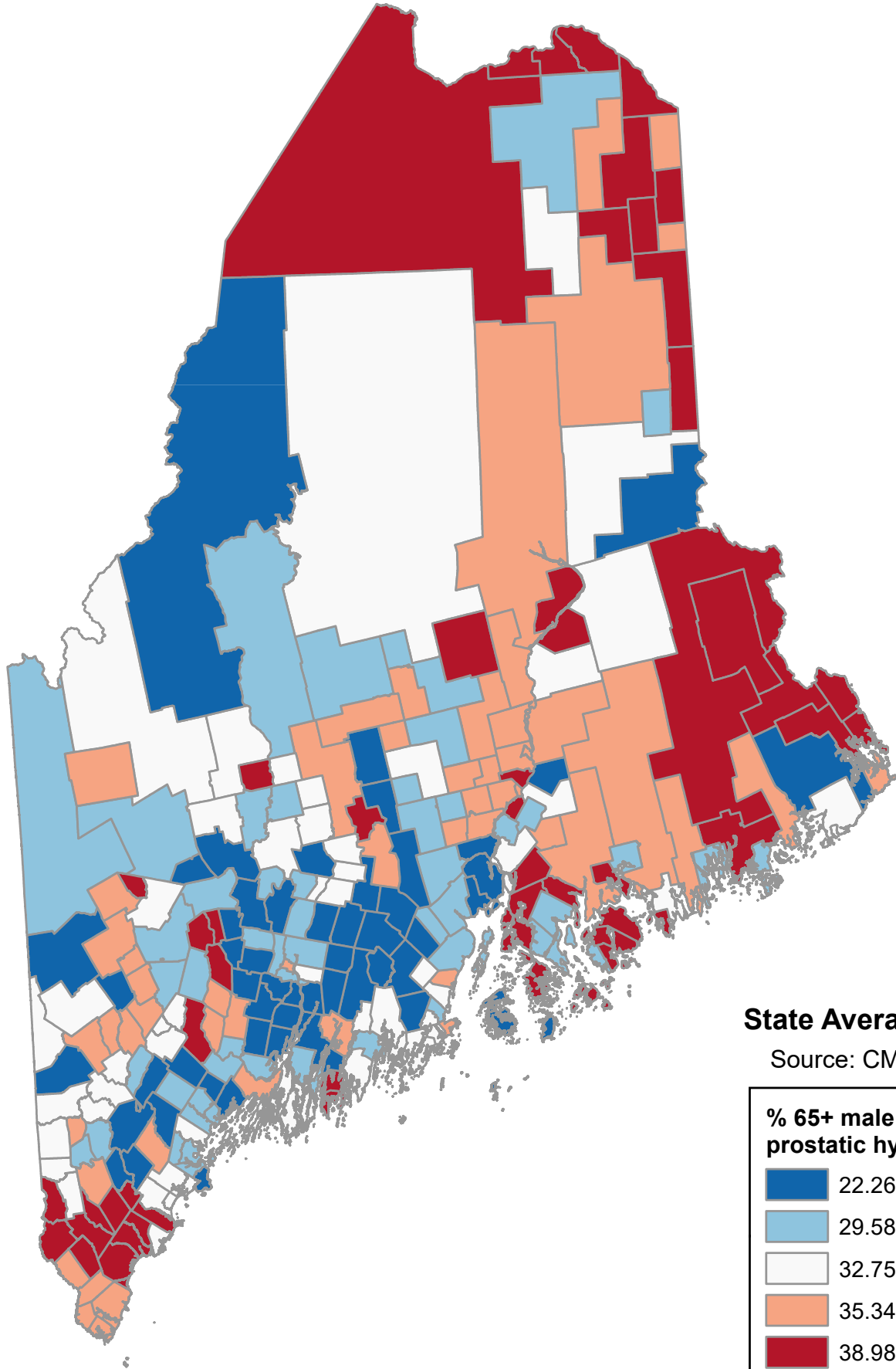







Percentage of Medicare Beneficiaries Age 65+ Years with Benign Prostatic Hyperplasia (Men)



State Average: 35.17%

Source: CMS, 2020-2021

% 65+ male with benign prostatic hyperplasia

	22.26% - 29.17%
	29.58% - 32.74%
	32.75% - 35.29%
	35.34% - 38.89%
	38.98% - 55.37%

Percentage of Medicare Beneficiaries Age 65+ Years with Benign Prostatic Hyperplasia (Men)

Abbot	29.87%	Bowdoin	25.44%	Chelsea	34.89%	East Central Penobscot	36.06%	Great Pond	37.73%	Kingman	33.35%
Acton	40.24%	Bowdoinham	25.44%	Cherryfield	36.43%	East Central Washington	26.98%	Greenbush	36.06%	Kingsbury	29.87%
Addison	41.49%	Bowerbank	30.55%	Chester	38.98%	East Hancock	37.73%	Greene	36.06%	Kittery	37.99%
Albion	25.81%	Bradford	37.97%	Chesterville	30.20%	East Machias	26.98%	Greenville	33.80%	Knox	28.47%
Alexander	44.42%	Bradley	27.62%	China	24.93%	East Millinocket	38.89%	Greenwood	37.71%	Lagrange	37.97%
Alfred	39.68%	Bremen	30.29%	Clifton	33.04%	Eastbrook	37.73%	Guilford	29.87%	Lake View	43.86%
Allagash	50.57%	Brewer	41.06%	Clinton	32.75%	Easton	36.40%	Hallowell	36.40%	Lakeville	33.35%
Alna	36.09%	Bridgewater	41.72%	Codyville	41.37%	Eastport	40.54%	Hamlin	48.11%	Lamoine	37.73%
Alton	35.79%	Bridgton	37.97%	Columbia	41.49%	Eddington	33.04%	Hammond	35.37%	Lebanon	40.13%
Amherst	37.73%	Brighton	35.34%	Columbia Falls	41.49%	Edgecomb	25.38%	Hampden	35.87%	Lee	33.35%
Amity	28.83%	Bristol	34.14%	Connor	42.21%	Edinburg	36.60%	Hancock	43.45%	Leeds	42.06%
Andover	32.05%	Brooklin	32.28%	Cooper	40.62%	Eliot	37.48%	Hanover	32.05%	Levant	35.94%
Anson	30.13%	Brooks	31.99%	Coplin	34.83%	Ellsworth	37.73%	Harmony	35.34%	Lewiston	37.62%
Appleton	23.40%	Brooksville	43.49%	Corinna	34.67%	Embden	40.67%	Harpowell	34.85%	Liberty	22.95%
Argyle	35.79%	Brownfield	26.41%	Corinth	30.99%	Enfield	33.38%	Harrington	31.91%	Limerick	32.50%
Arrowsic	34.98%	Brownville	43.86%	Cornish	35.62%	Etna	31.97%	Harrison	38.88%	Limestone	36.78%
Arundel	41.94%	Brunswick	35.47%	Cornville	34.89%	Eustis	34.83%	Hartford	31.86%	Limington	32.50%
Ashland	32.97%	Buckfield	31.86%	Cranberry Isles	38.98%	Exeter	34.67%	Hartland	35.34%	Lincoln Plan	32.05%
Athens	35.34%	Bucksport	34.84%	Crawford	44.42%	Fairfield	23.06%	Haynesville	28.83%	Lincoln Town	38.98%
Auburn	40.88%	Burlington	33.38%	Criehaven	22.26%	Falmouth	33.54%	Hebron	31.86%	Lincolntonville	32.59%
Augusta	31.00%	Burnham	37.26%	Crystal	34.43%	Farmingdale	32.45%	Hermon	38.40%	Linneus	32.74%
Aurora	37.73%	Buxton	29.06%	Cumberland	31.39%	Farmington	28.49%	Hersey	35.37%	Lisbon	29.75%
Avon	32.36%	Byron	32.05%	Cushing	33.04%	Fayette	26.80%	Hibberts gore	24.81%	Litchfield	26.68%
Baileysville	44.42%	Calais	47.13%	Cutler	32.75%	Fort Fairfield	40.13%	Highland	34.83%	Littleton	40.67%
Baldwin	33.09%	Cambridge	28.52%	Cyr	48.11%	Fort Kent	42.06%	Hiram	33.96%	Livermore	42.06%
Bancroft	28.83%	Camden	37.26%	Dallas	37.48%	Frankfort	25.43%	Hodgdon	40.67%	Livermore Falls	42.06%
Bangor	38.40%	Canaan	35.34%	Damariscotta	30.29%	Franklin	32.50%	Holden	31.79%	Long Island	34.85%
Bar Harbor	40.09%	Canton	31.86%	Danforth	41.37%	Freedom	22.95%	Hollis	29.06%	Louds Island	34.14%
Baring	44.42%	Cape Elizabeth	28.14%	Dayton	39.94%	Freeport	26.98%	Hope	34.25%	Lovell	33.88%
Bath	33.55%	Caratunk	32.54%	Deblois	36.43%	Frenchboro	38.98%	Houlton	40.67%	Lowell	33.38%
Beals	32.71%	Caribou	42.21%	Dedham	37.73%	Frenchville	54.19%	Howland	36.60%	Lubec	37.80%
Beaver Cove	33.80%	Carmel	31.97%	Deer Isle	43.89%	Friendship	33.04%	Hudson	37.97%	Ludlow	35.37%
Beddington	36.43%	Carrabassett Valley	34.83%	Denmark	26.41%	Frye Island	25.36%	Industry	35.02%	Lyman	39.68%
Belfast	31.80%	Carroll	33.35%	Dennistown	25.43%	Fryeburg	34.83%	Island Falls	34.43%	Machias	35.76%
Belgrade	26.43%	Carthage	32.36%	Dennysville	26.98%	Gardiner	23.92%	Isle au Haut	22.26%	Machiasport	32.75%
Belmont	30.58%	Casco	30.47%	Detroit	28.52%	Garfield	32.97%	Islesboro	32.59%	Macwahoc	28.83%
Benton	34.18%	Castine	43.49%	Dexter	35.57%	Garland	30.99%	Jackman	25.43%	Madawaska	55.37%
Berwick	36.11%	Castle Hill	44.75%	Dixfield	34.43%	Georgetown	34.98%	Jackson	31.99%	Madison	32.52%
Bethel	29.17%	Caswell	36.78%	Dixmont	31.97%	Gilead	29.17%	Jay	30.20%	Magalloway	32.05%
Biddeford	41.72%	Central Aroostook	35.37%	Dover-Foxcroft	35.66%	Glenburn	38.40%	Jefferson	24.81%	Manchester	29.58%
Bingham	32.54%	Central Hancock	37.73%	Dresden	25.38%	Glenwood	28.83%	Jonesboro	41.49%	Mapleton	44.75%
Blaine	41.72%	Central Somerset	34.83%	Drew	33.35%	Gorham	35.66%	Jonesport	32.71%	Mariaville	37.73%
Blanchard	29.87%	Chapman	44.75%	Durham	29.75%	Gouldsboro	33.52%	Kenduskeag	35.94%	Mars Hill	41.72%
Blue Hill	31.14%	Charleston	30.99%	Dyer Brook	35.37%	Grand Isle	55.37%	Kennebunk	45.17%	Marshall Island	38.98%
Boothbay	44.84%	Charlotte	40.62%	Eagle Lake	32.08%	Grand Lake Stream	41.37%	Kennebunkport	33.33%	Marshfield	35.76%
Boothbay Harbor	39.87%	Chebeague Island	34.85%	East Central Franklin	34.83%	Gray	32.08%	Kingfield	34.83%	Masardis	32.97%

Percentage of Medicare Beneficiaries Age 65+ Years with Benign Prostatic Hyperplasia (Men)

Matinicus Isle	22.26%	North Berwick	43.36%	Peru	34.43%	Shirley	29.87%	Thorndike	28.47%	Weston	28.83%
Mattawamkeag	33.35%	North Franklin	34.83%	Phillips	32.36%	Sidney	31.00%	Topsfield	41.37%	Westport Island	32.74%
Maxfield	36.60%	North Haven	22.26%	Phippsburg	34.98%	Skowhegan	34.89%	Topsham	30.67%	Whitefield	24.81%
Mechanic Falls	33.20%	North Oxford	32.05%	Pittsfield	40.05%	Smithfield	33.34%	Tremont	32.28%	Whiting	32.75%
Meddybemps	40.62%	North Penobscot	38.89%	Pittston	23.92%	Smyrna	35.37%	Trenton	37.73%	Whitney	33.35%
Medford	43.86%	North Washington	41.37%	Pleasant Ridge	34.83%	Solon	34.83%	Troy	28.47%	Whitneyville	35.76%
Medway	38.89%	North Yarmouth	31.39%	Plymouth	31.97%	Somerville	24.81%	Turner	32.58%	Willimantic	29.87%
Mercer	33.34%	Northeast Piscataquis	33.80%	Poland	33.20%	Sorrento	37.73%	Twombly Ridge	33.35%	Wilton	28.49%
Merrill	35.37%	Northeast Somerset	32.54%	Portage Lake	32.97%	South Aroostook	34.43%	Union	23.40%	Windham	28.68%
Mexico	45.89%	Northfield	35.76%	Porter	33.96%	South Berwick	35.52%	Unity Town	37.26%	Windsor	23.61%
Milbridge	31.91%	Northport	32.59%	Portland	31.11%	South Bristol	34.14%	Unity UT	25.81%	Winn	33.35%
Milford	36.06%	Northwest Aroostook	50.57%	Pownal	25.78%	South Franklin	32.36%	Upton	32.05%	Winslow	34.18%
Millinocket	38.89%	Northwest Hancock	37.73%	Prentiss	33.35%	South Oxford	29.17%	Van Buren	48.11%	Winter Harbor	38.98%
Milo	43.86%	Northwest Piscataquis	33.80%	Presque Isle	44.75%	South Portland	30.72%	Vanceboro	41.37%	Winterport	25.43%
Milton	37.71%	Northwest Somerset	25.43%	Princeton	41.37%	South Thomaston	34.18%	Vassalboro	26.47%	Winterville	32.08%
Minot	33.20%	Norway	27.25%	Prospect	25.43%	Southeast Piscataquis	30.55%	Veazie	38.40%	Winthrop	27.48%
Monhegan	34.14%	Oakfield	35.37%	Randolph	32.45%	Southport	39.87%	Verona Island	34.84%	Wiscasset	25.38%
Monmouth	26.68%	Oakland	31.76%	Rangeley	37.48%	Southwest Harbor	43.88%	Vienna	26.80%	Woodland	42.21%
Monroe	31.99%	Ogunquit	42.57%	Rangeley Pla	37.48%	Springfield	33.35%	Vinalhaven	22.26%	Woodstock	37.71%
Monson	29.87%	Old Orchard Beach	34.06%	Raymond	25.36%	Square Lake	32.08%	Wade	38.30%	Woodville	38.98%
Monticello	41.72%	Old Town	35.79%	Readfield	29.58%	St. Agatha	54.19%	Waite	41.37%	Woolwich	30.81%
Montville	22.95%	Orient	28.83%	Reed	28.83%	St. Albans	28.52%	Waldo	31.80%	Wyman	34.83%
Moose River	25.43%	Orland	40.31%	Richmond	23.96%	St. Francis	50.57%	Waldoboro	33.52%	Yarmouth	31.39%
Moro	35.37%	Orono	39.74%	Ripley	28.52%	St. George	33.33%	Wales	36.45%	York	38.58%
Morrill	30.58%	Orrington	31.79%	Robbinston	47.13%	St. John	50.57%	Wallagrass	50.57%		
Moscow	32.54%	Osborn	37.73%	Rockland	32.57%	Stacyville	38.89%	Waltham	37.73%		
Mount Chase	38.89%	Otis	37.73%	Rockport	33.96%	Standish	27.59%	Warren	24.70%		
Mount Desert	43.88%	Otisfield	37.84%	Rome	31.76%	Starks	30.13%	Washburn	42.21%		
Mount Vernon	26.80%	Owls Head	35.58%	Roque Bluffs	35.76%	Stetson	34.67%	Washington	23.40%		
Muscle Ridge Islands	35.58%	Oxford	37.84%	Roxbury	32.05%	Steuben	36.43%	Waterboro	37.16%		
Naples	33.09%	Palermo	22.95%	Rumford	37.71%	Stockholm	38.30%	Waterford	33.88%		
Nashville	32.97%	Palmyra	28.52%	Sabattus	36.45%	Stockton Springs	25.43%	Waterville	34.18%		
New Canada	50.57%	Paris	38.63%	Saco	35.29%	Stoneham	29.17%	Wayne	27.48%		
New Gloucester	25.78%	Parkman	38.62%	Sandy River	37.48%	Stonington	43.89%	Webster	33.35%		
New Limerick	32.74%	Parsonsfeld	33.12%	Sanford	40.64%	Stow	34.83%	Weld	32.36%		
New Portland	34.83%	Passadumkeag	33.38%	Sangerville	38.62%	Strong	35.02%	Wellington	38.62%		
New Sharon	28.49%	Passamaquoddy Indian R	41.37%	Scarborough	34.25%	Sullivan	37.73%	Wells	42.57%		
New Sweden	38.30%	Passamaquoddy Ple Pt R	40.54%	Searsmont	28.46%	Sumner	31.86%	Wesley	35.76%		
New Vineyard	35.02%	Patten	38.89%	Searsport	28.34%	Surry	39.62%	West Bath	33.55%		
Newburgh	35.87%	Pembroke	40.62%	Sebago	33.09%	Swans Island	38.98%	West Central Franklin	32.36%		
Newcastle	36.09%	Penobscot	44.12%	Sebec	30.55%	Swanville	31.80%	West Forks	32.54%		
Newfield	33.12%	Penobscot Indian Island R	34.43%	Seboeis	36.60%	Sweden	33.88%	West Gardiner	23.92%		
Newport	30.62%	Penobscot Indian Island R	36.60%	Seboomook Lake	25.43%	Talmadge	41.37%	West Paris	38.63%		
Newry	32.05%	Perham	38.30%	Sedgwick	32.03%	Temple	32.36%	Westbrook	29.78%		
Nobleboro	33.52%	Perkins	25.44%	Shapleigh	33.63%	The Forks	32.54%	Westfield	41.72%		
Norridgewock	33.34%	Perry	40.54%	Sherman	34.43%	Thomaston	34.18%	Westmanland	38.30%		



Point32Health
Foundation

In partnership with
 Harvard Pilgrim
Health Care
a Point32Health company

Percentage of Medicare Beneficiaries Age 65+ Years with Benign Prostatic Hyperplasia (Men) (Ranked)

Grand Isle	55.37%	Leeds	42.06%	Southport	39.87%	Central Hancock	37.73%	Newcastle	36.09%	Phippsburg	34.98%
Madawaska	55.37%	Livermore	42.06%	Orono	39.74%	Dedham	37.73%	East Central Penobscot	36.06%	Chelsea	34.89%
Frenchville	54.19%	Livermore Falls	42.06%	Alfred	39.68%	East Hancock	37.73%	Greenbush	36.06%	Cornville	34.89%
St. Agatha	54.19%	Arundel	41.94%	Lyman	39.68%	Eastbrook	37.73%	Greene	36.06%	Skowhegan	34.89%
Allagash	50.57%	Biddeford	41.72%	Surry	39.62%	Ellsworth	37.73%	Milford	36.06%	Chebeague Island	34.85%
New Canada	50.57%	Blaine	41.72%	Chester	38.98%	Great Pond	37.73%	Kenduskeag	35.94%	Harpswell	34.85%
Northwest Aroostook	50.57%	Bridgewater	41.72%	Cranberry Isles	38.98%	Lamoine	37.73%	Levant	35.94%	Long Island	34.85%
St. Francis	50.57%	Mars Hill	41.72%	Frenchboro	38.98%	Mariaville	37.73%	Hampden	35.87%	Bucksport	34.84%
St. John	50.57%	Monticello	41.72%	Lincoln Town	38.98%	Northwest Hancock	37.73%	Newburgh	35.87%	Verona Island	34.84%
Wallagrass	50.57%	Westfield	41.72%	Marshall Island	38.98%	Osborn	37.73%	Alton	35.79%	Carrabassett Valley	34.83%
Cyr	48.11%	Addison	41.49%	Swans Island	38.98%	Otis	37.73%	Argyle	35.79%	Central Somerset	34.83%
Hamlin	48.11%	Columbia	41.49%	Winter Harbor	38.98%	Sorrento	37.73%	Old Town	35.79%	Coplin	34.83%
Van Buren	48.11%	Columbia Falls	41.49%	Woodville	38.98%	Sullivan	37.73%	Machias	35.76%	East Central Franklin	34.83%
Calais	47.13%	Jonesboro	41.49%	East Millinocket	38.89%	Trenton	37.73%	Marshfield	35.76%	Eastus	34.83%
Robbinston	47.13%	Codyville	41.37%	Medway	38.89%	Waltham	37.73%	Northfield	35.76%	Highland	34.83%
Mexico	45.89%	Danforth	41.37%	Millinocket	38.89%	Greenwood	37.71%	Roque Bluffs	35.76%	Kingfield	34.83%
Kennebunk	45.17%	Grand Lake Stream	41.37%	Mount Chase	38.89%	Milton	37.71%	Wesley	35.76%	New Portland	34.83%
Boothbay	44.84%	North Washington	41.37%	North Penobscot	38.89%	Rumford	37.71%	Whitneyville	35.76%	North Franklin	34.83%
Castle Hill	44.75%	Passamaquoddy Indian R	41.37%	Patten	38.89%	Woodstock	37.71%	Dover-Foxcroft	35.66%	Pleasant Ridge	34.83%
Chapman	44.75%	Princeton	41.37%	Stacyville	38.89%	Lewiston	37.62%	Gorham	35.66%	Solon	34.83%
Mapleton	44.75%	Talmadge	41.37%	Harrison	38.88%	Dallas	37.48%	Cornish	35.62%	Wyman	34.83%
Presque Isle	44.75%	Topsfield	41.37%	Paris	38.63%	Eliot	37.48%	Muscle Ridge Islands	35.58%	Fryeburg	34.83%
Alexander	44.42%	Vanceboro	41.37%	West Paris	38.63%	Rangeley	37.48%	Owls Head	35.58%	Stow	34.83%
Baileyville	44.42%	Waite	41.37%	Parkman	38.62%	Rangeley Pla	37.48%	Dexter	35.57%	Corinna	34.67%
Baring	44.42%	Brewer	41.06%	Sangerville	38.62%	Sandy River	37.48%	South Berwick	35.52%	Exeter	34.67%
Crawford	44.42%	Auburn	40.88%	Wellington	38.62%	Burnham	37.26%	Brunswick	35.47%	Stetson	34.67%
Penobscot	44.12%	Embden	40.67%	York	38.58%	Camden	37.26%	Central Aroostook	35.37%	Crystal	34.43%
Deer Isle	43.89%	Hodgdon	40.67%	Bangor	38.40%	Unity Town	37.26%	Dyer Brook	35.37%	Dixfield	34.43%
Stonington	43.89%	Houlton	40.67%	Glenburn	38.40%	Waterboro	37.16%	Hammond	35.37%	Island Falls	34.43%
Mount Desert	43.88%	Littleton	40.67%	Hermon	38.40%	Caswell	36.78%	Hersey	35.37%	Penobscot Indian Island R	34.43%
Southwest Harbor	43.88%	Sanford	40.64%	Veazie	38.40%	Limestone	36.78%	Ludlow	35.37%	Peru	34.43%
Brownville	43.86%	Charlotte	40.62%	New Sweden	38.30%	Edinburg	36.60%	Merrill	35.37%	Sherman	34.43%
Lake View	43.86%	Cooper	40.62%	Perham	38.30%	Howland	36.60%	Moro	35.37%	South Aroostook	34.43%
Medford	43.86%	Meddybemps	40.62%	Stockholm	38.30%	Maxfield	36.60%	Oakfield	35.37%	Hope	34.25%
Milo	43.86%	Pembroke	40.62%	Wade	38.30%	Penobscot Indian Island R	36.60%	Smyrna	35.37%	Scarborough	34.25%
Brooksville	43.49%	Eastport	40.54%	Westmanland	38.30%	Seboeis	36.60%	Athens	35.34%	Benton	34.18%
Castine	43.49%	Passamaquoddy Ple Pt R	40.54%	Kittery	37.99%	Sabattus	36.45%	Brighton	35.34%	Waterville	34.18%
Hancock	43.45%	Perry	40.54%	Bradford	37.97%	Wales	36.45%	Canaan	35.34%	Winslow	34.18%
North Berwick	43.36%	Orland	40.31%	Bridgton	37.97%	Beddington	36.43%	Harmony	35.34%	South Thomaston	34.18%
Ogunquit	42.57%	Acton	40.24%	Hudson	37.97%	Cherryfield	36.43%	Hartland	35.34%	Thomaston	34.18%
Wells	42.57%	Fort Fairfield	40.13%	Lagrange	37.97%	Deblois	36.43%	Saco	35.29%	Bristol	34.14%
Caribou	42.21%	Lebanon	40.13%	Otisfield	37.84%	Steuben	36.43%	Industry	35.02%	Louds Island	34.14%
Connor	42.21%	Bar Harbor	40.09%	Oxford	37.84%	Easton	36.40%	New Vineyard	35.02%	Monhegan	34.14%
Washburn	42.21%	Pittsfield	40.05%	Lubec	37.80%	Hallowell	36.40%	Strong	35.02%	South Bristol	34.14%
Woodland	42.21%	Dayton	39.94%	Amherst	37.73%	Berwick	36.11%	Arrowsic	34.98%	Old Orchard Beach	34.06%
Fort Kent	42.06%	Boothbay Harbor	39.87%	Aurora	37.73%	Alna	36.09%	Georgetown	34.98%	Hiram	33.96%

Percentage of Medicare Beneficiaries Age 65+ Years with Benign Prostatic Hyperplasia (Men) (Ranked)

Porter	33.96%	Cushing	33.04%	Winterville	32.08%	Belmont	30.58%	Wilton	28.49%	China	24.93%
Rockport	33.96%	Eddington	33.04%	Andover	32.05%	Morrill	30.58%	Knox	28.47%	Hibberts gore	24.81%
Lovell	33.88%	Friendship	33.04%	Byron	32.05%	Bowerbank	30.55%	Thorndike	28.47%	Jefferson	24.81%
Sweden	33.88%	Ashland	32.97%	Hanover	32.05%	Sebec	30.55%	Troy	28.47%	Somerville	24.81%
Waterford	33.88%	Garfield	32.97%	Lincoln Plan	32.05%	Southeast Piscataquis	30.55%	Searsmont	28.46%	Whitefield	24.81%
Beaver Cove	33.80%	Masardis	32.97%	Magalloway	32.05%	Casco	30.47%	Searsport	28.34%	Warren	24.70%
Greenville	33.80%	Nashville	32.97%	Newry	32.05%	Bremen	30.29%	Cape Elizabeth	28.14%	Richmond	23.96%
Northeast Piscataquis	33.80%	Portage Lake	32.97%	North Oxford	32.05%	Damariscotta	30.29%	Bradley	27.62%	Gardiner	23.92%
Northwest Piscataquis	33.80%	Clinton	32.75%	Roxbury	32.05%	Chesterville	30.20%	Standish	27.59%	Pittston	23.92%
Shapleigh	33.63%	Cutler	32.75%	Upton	32.05%	Jay	30.20%	Wayne	27.48%	West Gardiner	23.92%
Bath	33.55%	Machiasport	32.75%	Sedgwick	32.03%	Anson	30.13%	Winthrop	27.48%	Windsor	23.61%
West Bath	33.55%	Whiting	32.75%	Brooks	31.99%	Starks	30.13%	Norway	27.25%	Appleton	23.40%
Falmouth	33.54%	Linneus	32.74%	Jackson	31.99%	Abbot	29.87%	Dennysville	26.98%	Union	23.40%
Gouldsboro	33.52%	New Limerick	32.74%	Monroe	31.99%	Blanchard	29.87%	East Central Washington	26.98%	Washington	23.40%
Nobleboro	33.52%	Westport Island	32.74%	Carmel	31.97%	Guilford	29.87%	East Machias	26.98%	Fairfield	23.06%
Waldoboro	33.52%	Beals	32.71%	Dixmont	31.97%	Kingsbury	29.87%	Freeport	26.98%	Freedom	22.95%
Burlington	33.38%	Jonesport	32.71%	Etna	31.97%	Monson	29.87%	Fayette	26.80%	Liberty	22.95%
Enfield	33.38%	Islesboro	32.59%	Plymouth	31.97%	Shirley	29.87%	Mount Vernon	26.80%	Montville	22.95%
Lowell	33.38%	Lincolnton	32.59%	Harrington	31.91%	Willimantic	29.87%	Vienna	26.80%	Palermo	22.95%
Passadumkeag	33.38%	Northport	32.59%	Milbridge	31.91%	Westbrook	29.78%	Litchfield	26.68%	Criehaven	22.26%
Carroll	33.35%	Turner	32.58%	Buckfield	31.86%	Durham	29.75%	Monmouth	26.68%	Isle au Haut	22.26%
Drew	33.35%	Rockland	32.57%	Canton	31.86%	Lisbon	29.75%	Vassalboro	26.47%	Matinicus Isle	22.26%
Kingman	33.35%	Bingham	32.54%	Hartford	31.86%	Manchester	29.58%	Belgrade	26.43%	North Haven	22.26%
Lakeville	33.35%	Caratunk	32.54%	Hebron	31.86%	Readfield	29.58%	Brownfield	26.41%	Vinalhaven	22.26%
Lee	33.35%	Moscow	32.54%	Sumner	31.86%	Bethel	29.17%	Denmark	26.41%		
Mattawamkeag	33.35%	Northeast Somerset	32.54%	Belfast	31.80%	Gilead	29.17%	Albion	25.81%		
Prentiss	33.35%	The Forks	32.54%	Swanville	31.80%	South Oxford	29.17%	Unity UT	25.81%		
Springfield	33.35%	West Forks	32.54%	Waldo	31.80%	Stoneham	29.17%	New Gloucester	25.78%		
Twombly Ridge	33.35%	Madison	32.52%	Holden	31.79%	Buxton	29.06%	Pownal	25.78%		
Webster	33.35%	Franklin	32.50%	Orrington	31.79%	Hollis	29.06%	Bowdoin	25.44%		
Whitney	33.35%	Limerick	32.50%	Oakland	31.76%	Amity	28.83%	Bowdoinham	25.44%		
Winn	33.35%	Limington	32.50%	Rome	31.76%	Bancroft	28.83%	Perkins	25.44%		
Mercer	33.34%	Farmingdale	32.45%	Cumberland	31.39%	Glenwood	28.83%	Dennistown	25.43%		
Norridgewock	33.34%	Randolph	32.45%	North Yarmouth	31.39%	Haynesville	28.83%	Frankfort	25.43%		
Smithfield	33.34%	Avon	32.36%	Yarmouth	31.39%	Macwahoc	28.83%	Jackman	25.43%		
Kennebunkport	33.33%	Carthage	32.36%	Blue Hill	31.14%	Orient	28.83%	Moose River	25.43%		
St. George	33.33%	Phillips	32.36%	Portland	31.11%	Reed	28.83%	Northwest Somerset	25.43%		
Mechanic Falls	33.20%	South Franklin	32.36%	Augusta	31.00%	Weston	28.83%	Prospect	25.43%		
Minot	33.20%	Temple	32.36%	Sidney	31.00%	Windham	28.68%	Seboomook Lake	25.43%		
Poland	33.20%	Weld	32.36%	Charleston	30.99%	Cambridge	28.52%	Stockton Springs	25.43%		
Newfield	33.12%	West Central Franklin	32.36%	Corinth	30.99%	Detroit	28.52%	Winterport	25.43%		
Parsonsfeld	33.12%	Brooklin	32.28%	Garland	30.99%	Palmyra	28.52%	Dresden	25.38%		
Baldwin	33.09%	Tremont	32.28%	Woolwich	30.81%	Ripley	28.52%	Edgecomb	25.38%		
Naples	33.09%	Eagle Lake	32.08%	South Portland	30.72%	St. Albans	28.52%	Wiscasset	25.38%		
Sebago	33.09%	Gray	32.08%	Topsham	30.67%	Farmington	28.49%	Frye Island	25.36%		
Clifton	33.04%	Square Lake	32.08%	Newport	30.62%	New Sharon	28.49%	Raymond	25.36%		

Questions ?
Beth.Dugan@umb.edu