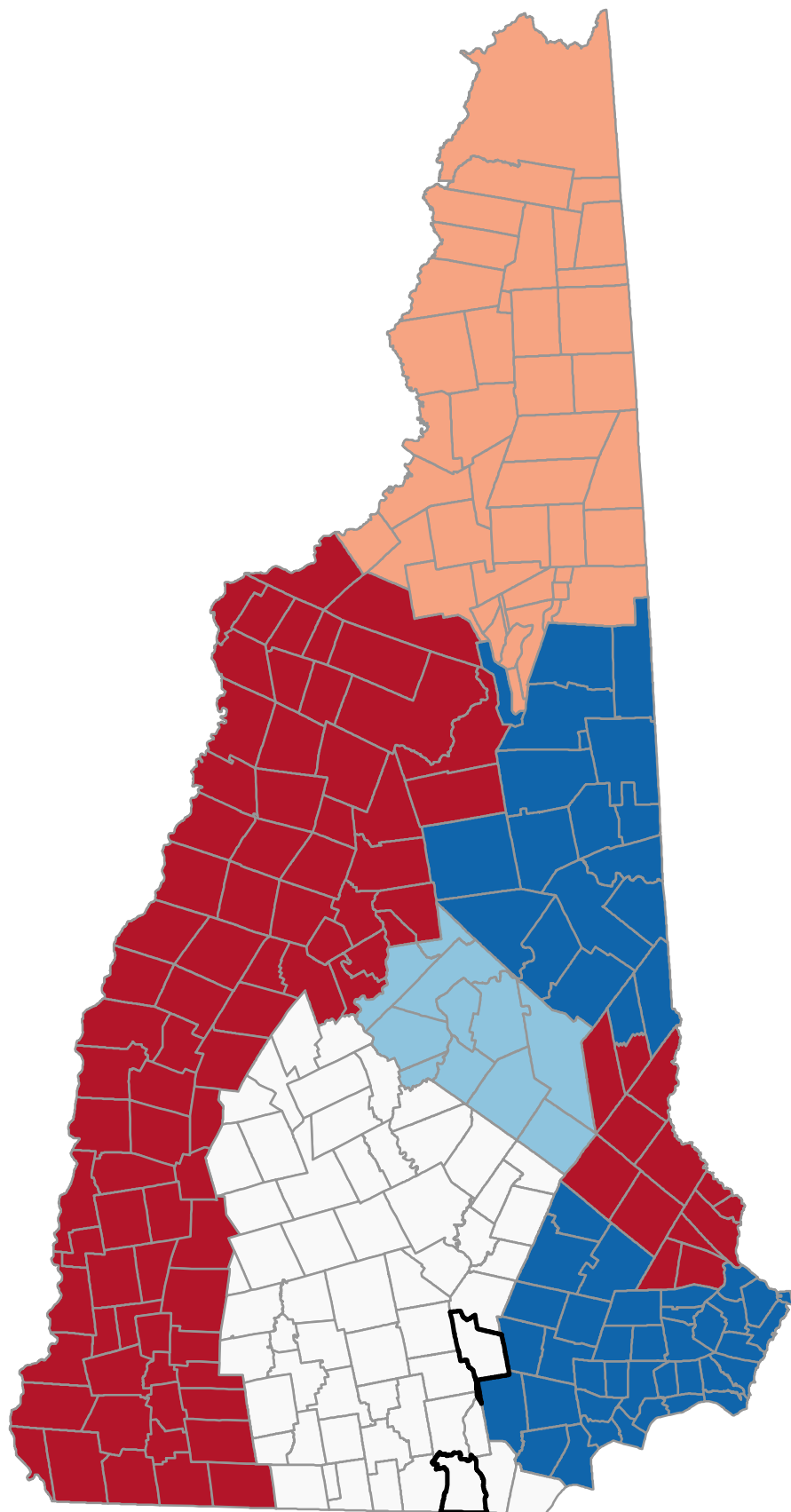
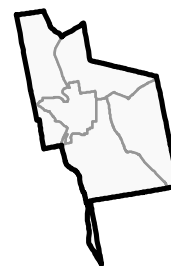


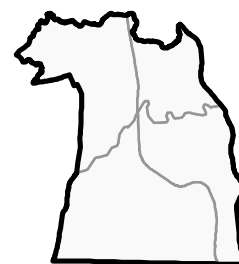
Percentage of Persons Age 18+ Years with Cholesterol Screening (County)



Neighborhood values
in NH cities



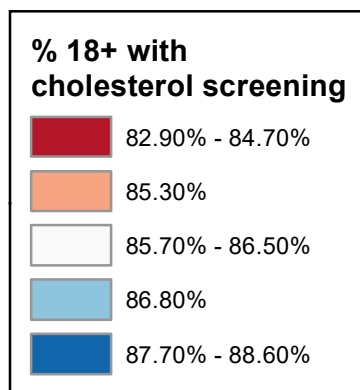
Manchester



Nashua

State Average: NA

Source: BRFSS, 2020-2021



Percentage of Persons Age 18+ Years with Cholesterol Screening (County)

Acworth	84.60%	Dalton	85.30%	Haverhill	84.70%	Nelson	84.60%	South Hampton	87.70%	Manchester	
Albany	88.60%	Danbury	85.70%	Hebron	84.70%	New Boston	86.50%	Springfield	84.60%	Central Manchester	86.50%
Alexandria	84.70%	Danville	87.70%	Henniker	85.70%	New Castle	87.70%	Stark	85.30%	Manchester: West	86.50%
Allenstown	85.70%	Deerfield	87.70%	Hill	85.70%	New Durham	82.90%	Stewartstown	85.30%	Manchester: South	86.50%
Alstead	84.60%	Deering	86.50%	Hillsborough	86.50%	New Hampton	86.80%	Stoddard	84.60%	Manchester: North	86.50%
Alton	86.80%	Derry	87.70%	Hinsdale	84.60%	New Ipswich	86.50%	Strafford	82.90%	Manchester: East	86.50%
Amherst	86.50%	Dorchester	84.70%	Holderness	84.70%	New London	85.70%	Stratford	85.30%		
Andover	85.70%	Dover	82.90%	Hollis	86.50%	Newbury	85.70%	Stratham	87.70%	Nashua	
Antrim	86.50%	Dublin	84.60%	Hooksett	85.70%	Newfields	87.70%	Sugar Hill	84.70%	Nashua: Zip 03060	86.50%
Ashland	84.70%	Dummer	85.30%	Hopkinton	85.70%	Newington	87.70%	Sullivan	84.60%	Nashua: Zip 03062	86.50%
Atkinson	87.70%	Dunbarton	85.70%	Hudson	86.50%	Newmarket	87.70%	Sunapee	84.60%	Nashua: Zip 03063	86.50%
Auburn	87.70%	Durham	82.90%	Jackson	88.60%	Newport	84.60%	Surry	84.60%	Nashua: Zip 03064	86.50%
Barnstead	86.80%	East Kingston	87.70%	Jaffrey	84.60%	Newton	87.70%	Sutton	85.70%		
Barrington	82.90%	Easton	84.70%	Jefferson	85.30%	North Hampton	87.70%	Swanzey	84.60%		
Bartlett	88.60%	Eaton	88.60%	Keene	84.60%	Northfield	85.70%	Tamworth	88.60%	Unincorporated Places	
Bath	84.70%	Effingham	88.60%	Kensington	87.70%	Northumberland	85.30%	Temple	86.50%	<i>Atkinson and Gilmanton</i>	
Bedford	86.50%	Ellsworth	84.70%	Kingston	87.70%	Northwood	87.70%	Thornton	84.70%	<i>Academy Grant</i>	
Belmont	86.80%	Enfield	84.70%	Laconia	86.80%	Nottingham	87.70%	Tilton	86.80%	<i>Bean's Grant</i>	
Bennington	86.50%	Epping	87.70%	Lancaster	85.30%	Orange	84.70%	Troy	84.60%	<i>Bean's Purchase</i>	
Benton	84.70%	Epsom	85.70%	Landaff	84.70%	Orford	84.70%	Tuftonboro	88.60%	<i>Cambridge</i>	
Berlin	85.30%	Errol	85.30%	Langdon	84.60%	Ossipee	88.60%	Unity	84.60%	<i>Chandler's Purchase</i>	
Bethlehem	84.70%	Exeter	87.70%	Lebanon	84.70%	Pelham	86.50%	Wakefield	88.60%	<i>Crawford's Purchase</i>	
Boscawen	85.70%	Farmington	82.90%	Lee	82.90%	Pembroke	85.70%	Walpole	84.60%	<i>Cutt's Grant</i>	
Bow	85.70%	Fitzwilliam	84.60%	Lempster	84.60%	Peterborough	86.50%	Warner	85.70%	<i>Dix's Grant</i>	
Bradford	85.70%	Francestown	86.50%	Lincoln	84.70%	Piermont	84.70%	Warren	84.70%	<i>Dixville</i>	
Brentwood	87.70%	Franconia	84.70%	Lisbon	84.70%	Pittsburg	85.30%	Washington	84.60%	<i>Erving's Location</i>	
Bridgewater	84.70%	Franklin	85.70%	Litchfield	86.50%	Pittsfield	85.70%	Waterville Valley	84.70%	<i>Green's Grant</i>	
Bristol	84.70%	Freedom	88.60%	Littleton	84.70%	Plainfield	84.60%	Weare	86.50%	<i>Hadley's Purchase</i>	
Brookfield	88.60%	Fremont	87.70%	Londonderry	87.70%	Plaistow	87.70%	Webster	85.70%	<i>Kilkenny</i>	
Brookline	86.50%	Gilford	86.80%	Loudon	85.70%	Plymouth	84.70%	Wentworth	84.70%	<i>Livermore</i>	
Campton	84.70%	Gilmanton	86.80%	Lyman	84.70%	Portsmouth	87.70%	Westmoreland	84.60%	<i>Low and Burbank's Grant</i>	
Canaan	84.70%	Gilsom	84.60%	Lyme	84.70%	Randolph	85.30%	Whitefield	85.30%	<i>Martin's Location</i>	
Candia	87.70%	Goffstown	86.50%	Lyndeborough	86.50%	Raymond	87.70%	Wilmot	85.70%	<i>Millsfield</i>	
Canterbury	85.70%	Gorham	85.30%	Madbury	82.90%	Richmond	84.60%	Wilton	86.50%	<i>Odell</i>	
Carroll	85.30%	Goshen	84.60%	Madison	88.60%	Rindge	84.60%	Winchester	84.60%	<i>Pinkham's Grant</i>	
Center Harbor	86.80%	Grafton	84.70%	Manchester	86.50%	Rochester	82.90%	Windham	87.70%	<i>Sargent's Purchase</i>	
Charlestown	84.60%	Grantham	84.60%	Marlborough	84.60%	Rollinsford	82.90%	Windsor	86.50%	<i>Second College Grant</i>	
Chatham	88.60%	Greenfield	86.50%	Marlow	84.60%	Roxbury	84.60%	Wolfeboro	88.60%	<i>Success</i>	
Chester	87.70%	Greenland	87.70%	Mason	86.50%	Rumney	84.70%	Woodstock	84.70%	<i>Thompson and Meserves</i>	
Chesterfield	84.60%	Greenville	86.50%	Meredith	86.80%	Rye	87.70%			<i>Purchase</i>	
Chichester	85.70%	Groton	84.70%	Merrimack	86.50%	Salem	87.70%			<i>Wentworth's Location</i>	
Claremont	84.60%	Hale's Location	88.60%	Middleton	82.90%	Salisbury	85.70%				
Clarksville	85.30%	Hampstead	87.70%	Milan	85.30%	Sanbornton	86.80%				
Colebrook	85.30%	Hampton	87.70%	Milford	86.50%	Sandown	87.70%				
Columbia	85.30%	Hampton Falls	87.70%	Milton	82.90%	Sandwich	88.60%				
Concord	85.70%	Hancock	86.50%	Monroe	84.70%	Seabrook	87.70%				
Conway	88.60%	Hanover	84.70%	Mont Vernon	86.50%	Sharon	86.50%				
Cornish	84.60%	Harrisville	84.60%	Moultonborough	88.60%	Shelburne	85.30%				
Croydon	84.60%	Hart's Location	88.60%	Nashua	86.50%	Somersworth	82.90%				



Point32Health
Foundation

In partnership with
Harvard Pilgrim
Health Care
a Point32Health company

Percentage of Persons Age 18+ Years with Cholesterol Screening (County) (Ranked)

Albany	88.60%	Rye	87.70%	Allentown	85.70%	Bath	84.70%	Harrisville	84.60%	Manchester	
Bartlett	88.60%	Salem	87.70%	Andover	85.70%	Benton	84.70%	Hinsdale	84.60%	Central Manchester	86.50%
Brookfield	88.60%	Sandown	87.70%	Boscawen	85.70%	Bethlehem	84.70%	Jaffrey	84.60%	Manchester: West	86.50%
Chatham	88.60%	Seabrook	87.70%	Bow	85.70%	Bridgewater	84.70%	Keene	84.60%	Manchester: South	86.50%
Conway	88.60%	South Hampton	87.70%	Bradford	85.70%	Bristol	84.70%	Langdon	84.60%	Manchester: North	86.50%
Eaton	88.60%	Stratham	87.70%	Canterbury	85.70%	Campton	84.70%	Lempster	84.60%	Manchester: East	86.50%
Effingham	88.60%	Windham	87.70%	Chichester	85.70%	Canaan	84.70%	Marlborough	84.60%		
Freedom	88.60%	Alton	86.80%	Concord	85.70%	Dorchester	84.70%	Marlow	84.60%	Nashua	
Hale's Location	88.60%	Barnstead	86.80%	Danbury	85.70%	Easton	84.70%	Nelson	84.60%	Nashua: Zip 03060	86.50%
Hart's Location	88.60%	Belmont	86.80%	Dunbarton	85.70%	Ellsworth	84.70%	Newport	84.60%	Nashua: Zip 03062	86.50%
Jackson	88.60%	Center Harbor	86.80%	Epsom	85.70%	Enfield	84.70%	Plainfield	84.60%	Nashua: Zip 03063	86.50%
Madison	88.60%	Gilford	86.80%	Franklin	85.70%	Franconia	84.70%	Richmond	84.60%	Nashua: Zip 03064	86.50%
Moultonborough	88.60%	Gilmanston	86.80%	Henniker	85.70%	Grafton	84.70%	Rindge	84.60%		
Ossipee	88.60%	Laconia	86.80%	Hill	85.70%	Groton	84.70%	Roxbury	84.60%		
Sandwich	88.60%	Meredith	86.80%	Hooksett	85.70%	Hanover	84.70%	Springfield	84.60%		
Tamworth	88.60%	New Hampton	86.80%	Hopkinton	85.70%	Haverhill	84.70%	Stoddard	84.60%		
Tuftonboro	88.60%	Sanbornton	86.80%	Loudon	85.70%	Hebron	84.70%	Sullivan	84.60%	Unincorporated Places	
Wakefield	88.60%	Tilton	86.80%	New London	85.70%	Holderness	84.70%	Sunapee	84.60%	<i>Atkinson and Gilmanston</i>	
Wolfeboro	88.60%	Amherst	86.50%	Newbury	85.70%	Landaff	84.70%	Surry	84.60%	<i>Academy Grant</i>	
Atkinson	87.70%	Antrim	86.50%	Northfield	85.70%	Lebanon	84.70%	Swanzy	84.60%	<i>Bean's Grant</i>	
Auburn	87.70%	Bedford	86.50%	Pembroke	85.70%	Lincoln	84.70%	Troy	84.60%	<i>Bean's Purchase</i>	
Brentwood	87.70%	Bennington	86.50%	Pittsfield	85.70%	Lisbon	84.70%	Unity	84.60%	<i>Cambridge</i>	
Candia	87.70%	Brookline	86.50%	Salisbury	85.70%	Littleton	84.70%	Middleton	84.60%	<i>Chandler's Purchase</i>	
Chester	87.70%	Deering	86.50%	Sutton	85.70%	Lyman	84.70%	Washington	84.60%	<i>Crawford's Purchase</i>	
Danville	87.70%	Fracestown	86.50%	Warner	85.70%	Lyme	84.70%	Westmoreland	84.60%	<i>Cutt's Grant</i>	
Deerfield	87.70%	Goffstown	86.50%	Webster	85.70%	Monroe	84.70%	Winchester	84.60%	<i>Dix's Grant</i>	
Derry	87.70%	Greenfield	86.50%	Wilmot	85.70%	Orange	84.70%	Barrington	82.90%	<i>Dixville</i>	
East Kingston	87.70%	Greenville	86.50%	Berlin	85.30%	Orford	84.70%	Dover	82.90%	<i>Erving's Location</i>	
Epping	87.70%	Hancock	86.50%	Carroll	85.30%	Piermont	84.70%	Durham	82.90%	<i>Green's Grant</i>	
Exeter	87.70%	Hillsborough	86.50%	Clarksville	85.30%	Plymouth	84.70%	Farmington	82.90%	<i>Hadley's Purchase</i>	
Fremont	87.70%	Hollis	86.50%	Colebrook	85.30%	Rumney	84.70%	Lee	82.90%	<i>Kilkenny</i>	
Greenland	87.70%	Hudson	86.50%	Columbia	85.30%	Sugar Hill	84.70%	Madbury	82.90%	<i>Livermore</i>	
Hampstead	87.70%	Litchfield	86.50%	Dalton	85.30%	Thornton	84.70%	Middleton	82.90%	<i>Low and Burbank's Grant</i>	
Hampton	87.70%	Lyndeborough	86.50%	Dummer	85.30%	Warren	84.70%	Milton	82.90%	<i>Martin's Location</i>	
Hampton Falls	87.70%	Manchester	86.50%	Errol	85.30%	Waterville Valley	84.70%	New Durham	82.90%	<i>Millsfield</i>	
Kensington	87.70%	Mason	86.50%	Gorham	85.30%	Wentworth	84.70%	Rochester	82.90%	<i>Odell</i>	
Kingston	87.70%	Merrimack	86.50%	Jefferson	85.30%	Woodstock	84.70%	Rollinsford	82.90%	<i>Pinkham's Grant</i>	
Londonderry	87.70%	Milford	86.50%	Lancaster	85.30%	Acworth	84.60%	Somersworth	82.90%	<i>Sargent's Purchase</i>	
New Castle	87.70%	Mont Vernon	86.50%	Milan	85.30%	Alstead	84.60%	Strafford	82.90%	<i>Second College Grant</i>	
Newfields	87.70%	Nashua	86.50%	Northumberland	85.30%	Charlestown	84.60%			<i>Success</i>	
Newington	87.70%	New Boston	86.50%	Pittsburg	85.30%	Chesterfield	84.60%			<i>Thompson and Meserves</i>	
Newmarket	87.70%	New Ipswich	86.50%	Randolph	85.30%	Claremont	84.60%			<i>Purchase</i>	
Newton	87.70%	Pelham	86.50%	Shelburne	85.30%	Cornish	84.60%			<i>Wentworth's Location</i>	
North Hampton	87.70%	Peterborough	86.50%	Stark	85.30%	Croydon	84.60%				
Northwood	87.70%	Sharon	86.50%	Stewartstown	85.30%	Dublin	84.60%				
Nottingham	87.70%	Temple	86.50%	Stratford	85.30%	Fitzwilliam	84.60%				
Plaistow	87.70%	Weare	86.50%	Whitefield	85.30%	Gilsum	84.60%				
Portsmouth	87.70%	Wilton	86.50%	Alexandria	84.70%	Goshen	84.60%				
Raymond	87.70%	Windsor	86.50%	Ashland	84.70%	Grantham	84.60%				

Questions ? Beth.Dugan@umb.edu