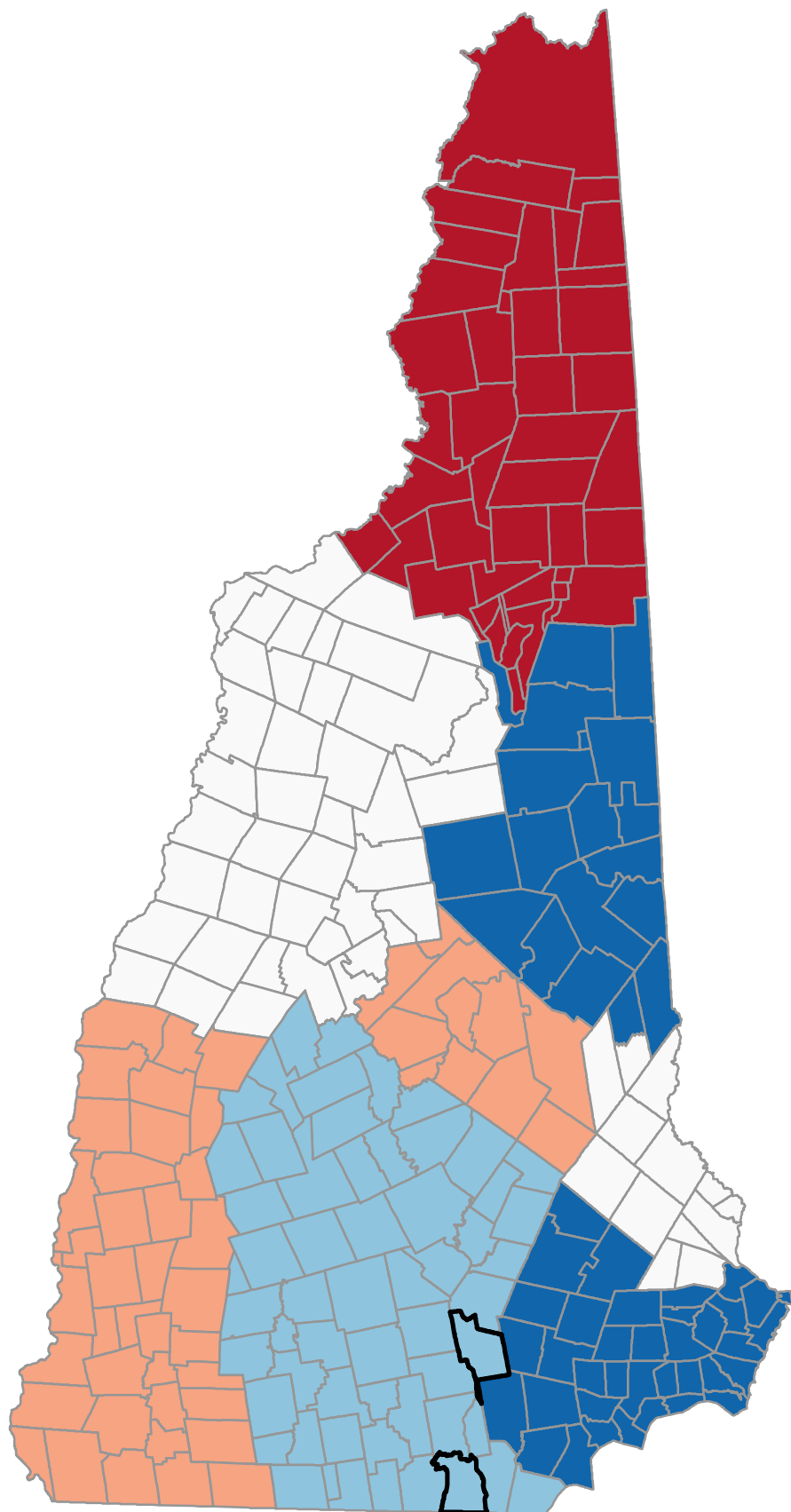
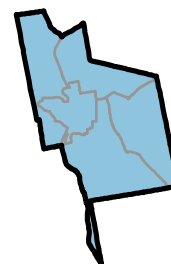


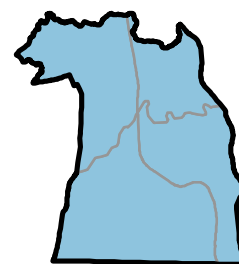
# Percentage of Persons Age 65+ Years with Complete Tooth Loss (County)



*Neighborhood values in NH cities*



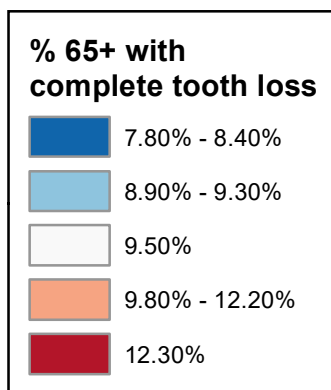
Manchester



Nashua

**State Average: NA**

Source: BRFSS, 2020-2021



## Percentage of Persons Age 65+ Years with Complete Tooth Loss (County)

Acworth	12.20%	Dalton	12.30%	Haverhill	9.50%	Nelson	10.20%	South Hampton	7.80%	<b>Manchester</b>	
Albany	8.40%	Danbury	9.30%	Hebron	9.50%	New Boston	8.90%	Springfield	12.20%	Central Manchester	8.90%
Alexandria	9.50%	Danville	7.80%	Henniker	9.30%	New Castle	7.80%	Stark	12.30%	Manchester: West	8.90%
Allenstown	9.30%	Deerfield	7.80%	Hill	9.30%	New Durham	9.50%	Stewartstown	12.30%	Manchester: South	8.90%
Alstead	10.20%	Deering	8.90%	Hillsborough	8.90%	New Hampton	9.80%	Stoddard	10.20%	Manchester: North	8.90%
Alton	9.80%	Derry	7.80%	Hinsdale	10.20%	New Ipswich	8.90%	Strafford	9.50%	Manchester: East	8.90%
Amherst	8.90%	Dorchester	9.50%	Holderness	9.50%	New London	9.30%	Stratford	12.30%		
Andover	9.30%	Dover	9.50%	Hollis	8.90%	Newbury	9.30%	Stratham	7.80%	<b>Nashua</b>	
Antrim	8.90%	Dublin	10.20%	Hooksett	9.30%	Newfields	7.80%	Sugar Hill	9.50%	Nashua: Zip 03060	8.90%
Ashland	9.50%	Dummer	12.30%	Hopkinton	9.30%	Newington	7.80%	Sullivan	10.20%	Nashua: Zip 03062	8.90%
Atkinson	7.80%	Dunbarton	9.30%	Hudson	8.90%	Newmarket	7.80%	Sunapee	12.20%	Nashua: Zip 03063	8.90%
Auburn	7.80%	Durham	9.50%	Jackson	8.40%	Newport	12.20%	Surry	10.20%	Nashua: Zip 03064	8.90%
Barnstead	9.80%	East Kingston	7.80%	Jaffrey	10.20%	Newton	7.80%	Sutton	9.30%		
Barrington	9.50%	Easton	9.50%	Jefferson	12.30%	North Hampton	7.80%	Swanzy	10.20%		
Bartlett	8.40%	Eaton	8.40%	Keene	10.20%	Northfield	9.30%	Tamworth	8.40%		
Bath	9.50%	Effingham	8.40%	Kensington	7.80%	Northumberland	12.30%	Temple	8.90%	<b>Unincorporated Places</b>	
Bedford	8.90%	Ellsworth	9.50%	Kingston	7.80%	Northwood	7.80%	Thornton	9.50%	<i>Atkinson and Gilmanton</i>	
Belmont	9.80%	Enfield	9.50%	Laconia	9.80%	Nottingham	7.80%	Tilton	9.80%	<i>Academy Grant</i>	
Bennington	8.90%	Epping	7.80%	Lancaster	12.30%	Orange	9.50%	Troy	10.20%	<i>Bean's Grant</i>	
Benton	9.50%	Epsom	9.30%	Landaff	9.50%	Orford	9.50%	Tuftonboro	8.40%	<i>Bean's Purchase</i>	
Berlin	12.30%	Errol	12.30%	Langdon	12.20%	Ossipee	8.40%	Unity	12.20%	<i>Cambridge</i>	
Bethlehem	9.50%	Exeter	7.80%	Lebanon	9.50%	Pelham	8.90%	Wakefield	8.40%	<i>Chandler's Purchase</i>	
Boscawen	9.30%	Farmington	9.50%	Lee	9.50%	Pembroke	9.30%	Walpole	10.20%	<i>Crawford's Purchase</i>	
Bow	9.30%	Fitzwilliam	10.20%	Lempster	12.20%	Peterborough	8.90%	Warner	9.30%	<i>Cutt's Grant</i>	
Bradford	9.30%	Francestown	8.90%	Lincoln	9.50%	Piermont	9.50%	Warren	9.50%	<i>Dix's Grant</i>	
Brentwood	7.80%	Franconia	9.50%	Lisbon	9.50%	Pittsburg	12.30%	Washington	12.20%	<i>Dixville</i>	
Bridgewater	9.50%	Franklin	9.30%	Litchfield	8.90%	Pittsfield	9.30%	Waterville Valley	9.50%	<i>Erving's Location</i>	
Bristol	9.50%	Freedom	8.40%	Littleton	9.50%	Plainfield	12.20%	Weare	8.90%	<i>Green's Grant</i>	
Brookfield	8.40%	Fremont	7.80%	Londonderry	7.80%	Plaistow	7.80%	Webster	9.30%	<i>Hadley's Purchase</i>	
Brookline	8.90%	Gilford	9.80%	Loudon	9.30%	Plymouth	9.50%	Wentworth	9.50%	<i>Kilkenny</i>	
Campton	9.50%	Gilmanton	9.80%	Lyman	9.50%	Portsmouth	7.80%	Westmoreland	10.20%	<i>Livermore</i>	
Canaan	9.50%	Gilsun	10.20%	Lyme	9.50%	Randolph	12.30%	Whitefield	12.30%	<i>Low and Burbank's Grant</i>	
Candia	7.80%	Goffstown	8.90%	Lyndeborough	8.90%	Raymond	7.80%	Wilmot	9.30%	<i>Martin's Location</i>	
Canterbury	9.30%	Gorham	12.30%	Madbury	9.50%	Richmond	10.20%	Wilton	8.90%	<i>Millsfield</i>	
Carroll	12.30%	Goshen	12.20%	Madison	8.40%	Rindge	10.20%	Winchester	10.20%	<i>Odell</i>	
Center Harbor	9.80%	Grafton	9.50%	Manchester	8.90%	Rochester	9.50%	Windham	7.80%	<i>Pinkham's Grant</i>	
Charlestown	12.20%	Grantham	12.20%	Marlborough	10.20%	Rollinsford	9.50%	Windsor	8.90%	<i>Sargent's Purchase</i>	
Chatham	8.40%	Greenfield	8.90%	Marlow	10.20%	Roxbury	10.20%	Wolfeboro	8.40%	<i>Second College Grant</i>	
Chester	7.80%	Greenland	7.80%	Mason	8.90%	Rumney	9.50%	Woodstock	9.50%	<i>Success</i>	
Chesterfield	10.20%	Greenville	8.90%	Meredith	9.80%	Rye	7.80%			<i>Thompson and Meserves</i>	
Chichester	9.30%	Groton	9.50%	Merrimack	8.90%	Salem	7.80%			<i>Purchase</i>	
Claremont	12.20%	Hale's Location	8.40%	Middleton	9.50%	Salisbury	9.30%			<i>Wentworth's Location</i>	
Clarksville	12.30%	Hampstead	7.80%	Milan	12.30%	Sanbornton	9.80%				
Colebrook	12.30%	Hampton	7.80%	Milford	8.90%	Sandown	7.80%				
Columbia	12.30%	Hampton Falls	7.80%	Milton	9.50%	Sandwich	8.40%				
Concord	9.30%	Hancock	8.90%	Monroe	9.50%	Seabrook	7.80%				
Conway	8.40%	Hanover	9.50%	Mont Vernon	8.90%	Sharon	8.90%				
Cornish	12.20%	Harrisville	10.20%	Moultonborough	8.40%	Shelburne	12.30%				
Croydon	12.20%	Hart's Location	8.40%	Nashua	8.90%	Somersworth	9.50%				



Point32Health  
Foundation

In partnership with  
Harvard Pilgrim  
Health Care  
a Point32Health company

## Percentage of Persons Age 65+ Years with Complete Tooth Loss (County) (Ranked)

Berlin	12.30%	Roxbury	10.20%	Littleton	9.50%	Wilmot	9.30%	Wakefield	8.40%	<b>Manchester</b>	
Carroll	12.30%	Stoddard	10.20%	Lyman	9.50%	Amherst	8.90%	Wolfeboro	8.40%	Central Manchester	8.90%
Clarksville	12.30%	Sullivan	10.20%	Lyme	9.50%	Antrim	8.90%	Atkinson	7.80%	Manchester: West	8.90%
Colebrook	12.30%	Surry	10.20%	Madbury	9.50%	Bedford	8.90%	Auburn	7.80%	Manchester: South	8.90%
Columbia	12.30%	Swanzy	10.20%	Middleton	9.50%	Bennington	8.90%	Brentwood	7.80%	Manchester: North	8.90%
Dalton	12.30%	Troy	10.20%	Milton	9.50%	Brookline	8.90%	Candia	7.80%	Manchester: East	8.90%
Dummer	12.30%	Walpole	10.20%	Monroe	9.50%	Deering	8.90%	Chester	7.80%		
Errol	12.30%	Westmoreland	10.20%	New Durham	9.50%	Francestown	8.90%	Danville	7.80%	<b>Nashua</b>	
Gorham	12.30%	Winchester	10.20%	Orange	9.50%	Goffstown	8.90%	Deerfield	7.80%	Nashua: Zip 03060	8.90%
Jefferson	12.30%	Alton	9.80%	Orford	9.50%	Greenfield	8.90%	Dery	7.80%	Nashua: Zip 03062	8.90%
Lancaster	12.30%	Barnstead	9.80%	Piermont	9.50%	Greenville	8.90%	East Kingston	7.80%	Nashua: Zip 03063	8.90%
Milan	12.30%	Belmont	9.80%	Plymouth	9.50%	Hancock	8.90%	Epping	7.80%	Nashua: Zip 03064	8.90%
Northumberland	12.30%	Center Harbor	9.80%	Rochester	9.50%	Hillsborough	8.90%	Exeter	7.80%		
Pittsburg	12.30%	Gilford	9.80%	Rollinsford	9.50%	Hollis	8.90%	Fremont	7.80%		
Randolph	12.30%	Gilmanton	9.80%	Rumney	9.50%	Hudson	8.90%	Greenland	7.80%		
Shelburne	12.30%	Laconia	9.80%	Somersworth	9.50%	Litchfield	8.90%	Hampstead	7.80%		
Stark	12.30%	Meredith	9.80%	Strafford	9.50%	Lyndeborough	8.90%	Hampton	7.80%	<b>Unincorporated Places</b>	
Stewartstown	12.30%	New Hampton	9.80%	Sugar Hill	9.50%	Manchester	8.90%	Hampton Falls	7.80%	<i>Atkinson and Gilmanton</i>	
Stratford	12.30%	Sanbornton	9.80%	Thornton	9.50%	Mason	8.90%	Kensington	7.80%	<i>Academy Grant</i>	
Whitefield	12.30%	Tilton	9.80%	Warren	9.50%	Merrimack	8.90%	Kingston	7.80%	<i>Bean's Grant</i>	
Acworth	12.20%	Alexandria	9.50%	Waterville Valley	9.50%	Milford	8.90%	Londonderry	7.80%	<i>Bean's Purchase</i>	
Charlestown	12.20%	Ashland	9.50%	Wentworth	9.50%	Mont Vernon	8.90%	New Castle	7.80%	<i>Cambridge</i>	
Claremont	12.20%	Barrington	9.50%	Woodstock	9.50%	Nashua	8.90%	Rye	7.80%	<i>Chandler's Purchase</i>	
Cornish	12.20%	Bath	9.50%	Allenstown	9.30%	New Boston	8.90%	Newington	7.80%	<i>Crawford's Purchase</i>	
Croydon	12.20%	Benton	9.50%	Andover	9.30%	New Ipswich	8.90%	Newmarket	7.80%	<i>Cutt's Grant</i>	
Goshen	12.20%	Bethlehem	9.50%	Boscawen	9.30%	Pelham	8.90%	Newton	7.80%	<i>Dix's Grant</i>	
Grantham	12.20%	Bridgewater	9.50%	Bow	9.30%	Peterborough	8.90%	North Hampton	7.80%	<i>Dixville</i>	
Langdon	12.20%	Bristol	9.50%	Bradford	9.30%	Sharon	8.90%	Northwood	7.80%	<i>Erving's Location</i>	
Lempster	12.20%	Campton	9.50%	Canterbury	9.30%	Temple	8.90%	Nottingham	7.80%	<i>Green's Grant</i>	
Newport	12.20%	Canaan	9.50%	Chichester	9.30%	Weare	8.90%	Plaistow	7.80%	<i>Hadley's Purchase</i>	
Plainfield	12.20%	Dorchester	9.50%	Concord	9.30%	Wilton	8.90%	Portsmouth	7.80%	<i>Kilkenny</i>	
Springfield	12.20%	Dover	9.50%	Danbury	9.30%	Windsor	8.90%	Raymond	7.80%	<i>Livermore</i>	
Sunapee	12.20%	Durham	9.50%	Dunbarton	9.30%	Albany	8.40%	Rye	7.80%	<i>Low and Burbank's Grant</i>	
Unity	12.20%	Easton	9.50%	Epsom	9.30%	Bartlett	8.40%	Salem	7.80%	<i>Martin's Location</i>	
Washington	12.20%	Ellsworth	9.50%	Franklin	9.30%	Brookfield	8.40%	Sandown	7.80%	<i>Millsfield</i>	
Alstead	10.20%	Enfield	9.50%	Henniker	9.30%	Chatham	8.40%	Seabrook	7.80%	<i>Odell</i>	
Chesterfield	10.20%	Farmington	9.50%	Hill	9.30%	Conway	8.40%	South Hampton	7.80%	<i>Pinkham's Grant</i>	
Dublin	10.20%	Franconia	9.50%	Hooksett	9.30%	Eaton	8.40%	Stratham	7.80%	<i>Sargent's Purchase</i>	
Fitzwilliam	10.20%	Grafton	9.50%	Hopkinton	9.30%	Effingham	8.40%	Windham	7.80%	<i>Second College Grant</i>	
Gilsum	10.20%	Groton	9.50%	Loudon	9.30%	Freedom	8.40%			<i>Success</i>	
Harrisville	10.20%	Hanover	9.50%	New London	9.30%	Hale's Location	8.40%			<i>Thompson and Meserves</i>	
Hinsdale	10.20%	Haverhill	9.50%	Newbury	9.30%	Hart's Location	8.40%			<i>Purchase</i>	
Jaffrey	10.20%	Hebron	9.50%	Northfield	9.30%	Jackson	8.40%			<i>Wentworth's Location</i>	
Keene	10.20%	Holderness	9.50%	Pembroke	9.30%	Madison	8.40%				
Marlborough	10.20%	Landaff	9.50%	Pittsfield	9.30%	Moultonborough	8.40%				
Marlow	10.20%	Lebanon	9.50%	Salisbury	9.30%	Ossipee	8.40%				
Nelson	10.20%	Lee	9.50%	Sutton	9.30%	Sandwich	8.40%				
Richmond	10.20%	Lincoln	9.50%	Warner	9.30%	Tamworth	8.40%				
Rindge	10.20%	Lisbon	9.50%	Webster	9.30%	Tuftonboro	8.40%				

Questions ? [Beth.Dugan@umb.edu](mailto:Beth.Dugan@umb.edu)