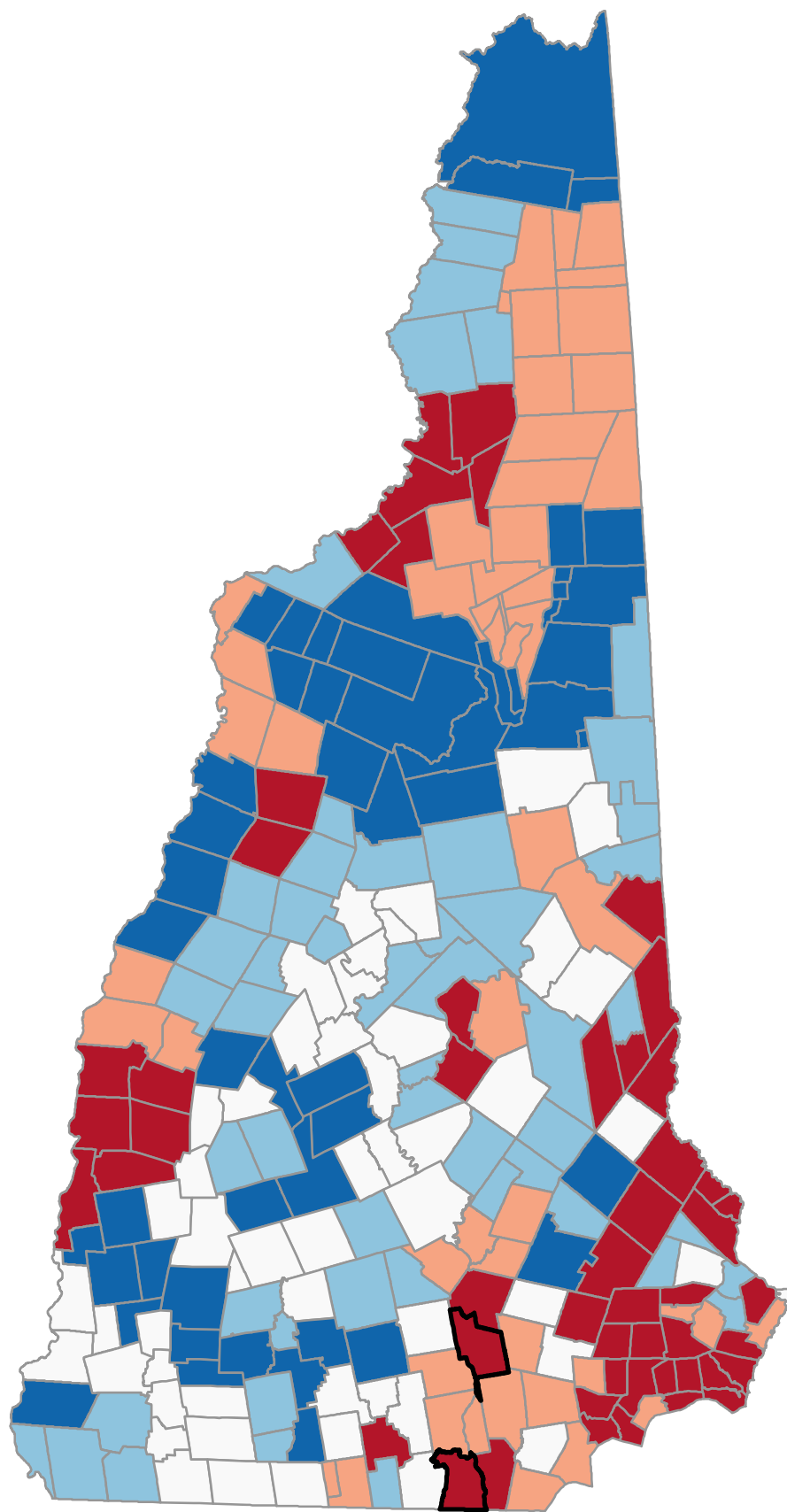
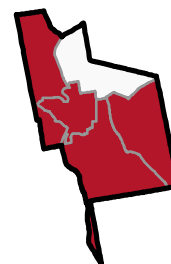


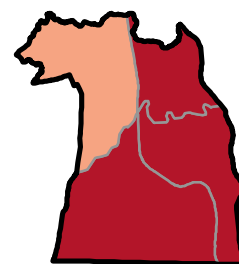
# Percentage of Medicare Beneficiaries Age 65+ Years with Liver Disease



Neighborhood values  
in NH cities



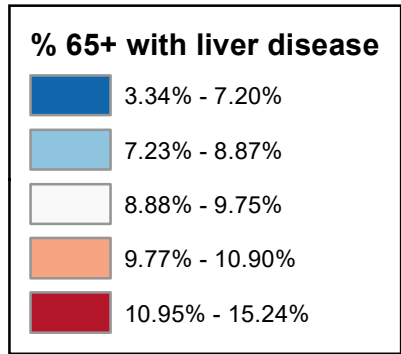
Manchester



Nashua

**State Average: 10.11%**

Source: CMS, 2020-2021



## Percentage of Medicare Beneficiaries Age 65+ Years with Liver Disease

Acworth	6.94%	Dalton	12.44%	Haverhill	9.84%	Nelson	5.85%	South Hampton	13.21%	<b>Manchester</b>	
Albany	9.34%	Danbury	9.44%	Hebron	8.49%	New Boston	7.20%	Springfield	5.94%	Central Manchester	12.64%
Alexandria	9.28%	Danville	14.17%	Henniker	9.09%	New Castle	9.28%	Stark	11.67%	Manchester: West	11.18%
Allenstown	10.38%	Deerfield	7.20%	Hill	9.44%	New Durham	10.99%	Stewartstown	7.28%	Manchester: South	11.22%
Alstead	6.94%	Deering	9.43%	Hillsborough	9.43%	New Hampton	7.71%	Stoddard	5.85%	Manchester: North	8.88%
Alton	8.00%	Derry	10.31%	Hinsdale	8.56%	New Ipswich	9.18%	Strafford	7.06%	Manchester: East	11.58%
Amherst	9.19%	Dorchester	8.49%	Holderness	9.43%	New London	8.99%	Stratford	7.28%		
Andover	6.94%	Dover	10.99%	Hollis	9.38%	Newbury	7.43%	Stratham	10.29%	<b>Nashua</b>	
Antrim	7.83%	Dublin	8.92%	Hooksett	11.52%	Newfields	10.29%	Sugar Hill	6.59%	Nashua: Zip 03060	11.76%
Ashland	9.43%	Dummer	10.62%	Hopkinton	7.44%	Newington	8.48%	Sullivan	9.69%	Nashua: Zip 03062	11.39%
Atkinson	11.68%	Dunbarton	8.74%	Hudson	11.23%	Newmarket	11.28%	Sunapee	9.38%	Nashua: Zip 03063	10.22%
Auburn	10.43%	Durham	9.00%	Jackson	5.56%	Newport	11.07%	Surry	9.69%	Nashua: Zip 03064	12.07%
Barnstead	8.13%	East Kingston	13.21%	Jaffrey	9.52%	Newton	9.82%	Sutton	7.43%		
Barrington	12.21%	Easton	6.59%	Jefferson	9.81%	North Hampton	12.53%	Swanzy	8.52%		
Bartlett	5.56%	Eaton	7.97%	Keene	9.69%	Northfield	8.72%	Tamworth	10.12%		
Bath	9.84%	Effingham	11.33%	Kensington	13.16%	Northumberland	11.67%	Temple	6.92%	<b>Unincorporated Places</b>	
Bedford	9.89%	Ellsworth	7.86%	Kingston	13.11%	Northwood	8.87%	Thornton	7.03%	<i>Atkinson and Gilmanton</i>	
Belmont	12.22%	Enfield	8.84%	Laconia	11.03%	Nottingham	10.95%	Tilton	8.72%	<i>Academy Grant</i>	
Bennington	7.83%	Epping	11.46%	Lancaster	12.02%	Orange	8.61%	Troy	8.92%	<i>Bean's Grant</i>	
Benton	9.84%	Epsom	10.42%	Landaff	4.27%	Orford	5.98%	Tuftonboro	9.71%	<i>Bean's Purchase</i>	
Berlin	10.76%	Errol	10.62%	Langdon	6.94%	Ossipee	10.32%	Unity	11.07%	<i>Cambridge</i>	
Bethlehem	3.34%	Exeter	13.16%	Lebanon	9.85%	Pelham	10.08%	Wakefield	11.33%	<i>Chandler's Purchase</i>	
Boscawen	9.75%	Farmington	9.66%	Lee	7.70%	Pembroke	10.38%	Walpole	9.64%	<i>Crawford's Purchase</i>	
Bow	9.77%	Fitzwilliam	9.55%	Lempster	9.38%	Peterborough	8.27%	Warner	6.49%	<i>Cutt's Grant</i>	
Bradford	6.49%	Francestown	6.92%	Lincoln	6.55%	Piermont	5.98%	Warren	12.86%	<i>Dix's Grant</i>	
Brentwood	13.16%	Franconia	6.59%	Lisbon	4.27%	Pittsburg	6.30%	Washington	9.43%	<i>Dixville</i>	
Bridgewater	9.28%	Franklin	9.09%	Litchfield	9.96%	Pittsfield	7.23%	Waterville Valley	6.55%	<i>Erving's Location</i>	
Bristol	9.28%	Freedom	7.97%	Littleton	7.73%	Plainfield	9.85%	Weare	8.74%	<i>Green's Grant</i>	
Brookfield	8.58%	Fremont	13.59%	Londonderry	10.54%	Plaislow	12.42%	Webster	9.75%	<i>Hadley's Purchase</i>	
Brookline	8.73%	Gilford	10.22%	Loudon	8.84%	Plymouth	9.28%	Wentworth	12.86%	<i>Kilkenny</i>	
Campton	7.86%	Gilmanton	9.20%	Lyman	4.27%	Portsmouth	11.26%	Westmoreland	9.57%	<i>Livermore</i>	
Canaan	8.61%	Gilsun	6.94%	Lyme	5.98%	Randolph	9.81%	Whitefield	12.44%	<i>Low and Burbank's Grant</i>	
Candia	9.05%	Goffstown	9.45%	Lyndeborough	8.88%	Raymond	11.30%	Wilton	5.94%	<i>Martin's Location</i>	
Canterbury	9.09%	Gorham	7.08%	Madbury	7.70%	Richmond	8.52%	Wilton	9.16%	<i>Millsfield</i>	
Carroll	9.81%	Goshen	9.38%	Madison	8.94%	Rindge	9.55%	Winchester	8.52%	<i>Odell</i>	
Center Harbor	8.05%	Grafton	8.61%	Manchester	11.01%	Rochester	13.03%	Windham	9.34%	<i>Pinkham's Grant</i>	
Charlestown	11.07%	Grantham	10.39%	Marlborough	8.92%	Rollinsford	13.50%	Windsor	9.43%	<i>Sargent's Purchase</i>	
Chatham	7.83%	Greenfield	6.92%	Marlow	6.94%	Roxbury	9.69%	Wolfeboro	9.01%	<i>Second College Grant</i>	
Chester	9.40%	Greenland	8.48%	Mason	9.84%	Rumney	8.49%	Woodstock	7.03%	<i>Success</i>	
Chesterfield	6.91%	Greenville	9.84%	Meredith	7.71%	Rye	10.19%			<i>Thompson and Meserves</i>	
Chichester	7.23%	Groton	8.49%	Merrimack	10.70%	Salem	10.90%			<i>Purchase</i>	
Claremont	11.07%	Hale's Location	5.56%	Middleton	10.99%	Salisbury	6.94%			<i>Wentworth's Location</i>	
Clarksville	6.30%	Hampstead	11.27%	Milan	10.62%	Sanbornton	9.44%				
Colebrook	7.28%	Hampton	11.92%	Milford	11.89%	Sandown	10.08%				
Columbia	7.28%	Hampton Falls	15.24%	Milton	11.17%	Sandwich	8.63%				
Concord	9.75%	Hancock	6.85%	Monroe	9.84%	Seabrook	14.40%				
Conway	7.83%	Hanover	6.53%	Mont Vernon	8.88%	Sharon	8.27%				
Cornish	11.07%	Harrisville	5.85%	Moultonborough	8.63%	Shelburne	7.08%				
Croydon	11.07%	Hart's Location	5.56%	Nashua	11.37%	Somersworth	11.71%				



Point32Health  
Foundation

In partnership with  
Harvard Pilgrim  
Health Care  
a Point32Health company

## Percentage of Medicare Beneficiaries Age 65+ Years with Liver Disease (Ranked)

Hampton Falls	15.24%	Nottingham	10.95%	Rindge	9.55%	Moultonborough	8.63%	Woodstock	7.03%	<b>Manchester</b>	
Seabrook	14.40%	Salem	10.90%	Jaffrey	9.52%	Sandwich	8.63%	Andover	6.94%	Central Manchester	12.64%
Danville	14.17%	Berlin	10.76%	Goffstown	9.45%	Canaan	8.61%	Salisbury	6.94%	Manchester: East	11.58%
Fremont	13.59%	Merrimack	10.70%	Danbury	9.44%	Grafton	8.61%	Acworth	6.94%	Manchester: South	11.22%
Rollinsford	13.50%	Dummer	10.62%	Hill	9.44%	Orange	8.61%	Alstead	6.94%	Manchester: West	11.18%
East Kingston	13.21%	Errol	10.62%	Sanbornton	9.44%	Brookfield	8.58%	Gilsum	6.94%	Manchester: North	8.88%
South Hampton	13.21%	Milan	10.62%	Ashland	9.43%	Hinsdale	8.56%	Langdon	6.94%		
Brentwood	13.16%	Londonderry	10.54%	Holderness	9.43%	Richmond	8.52%	Marlow	6.94%	<b>Nashua</b>	
Exeter	13.16%	Auburn	10.43%	Deering	9.43%	Swanzey	8.52%	Francestown	6.92%	Nashua: Zip 03064	12.07%
Kensington	13.16%	Epsom	10.42%	Hillsborough	9.43%	Winchester	8.52%	Greenfield	6.92%	Nashua: Zip 03060	11.76%
Kingston	13.11%	Grantham	10.39%	Washington	9.43%	Dorchester	8.49%	Temple	6.92%	Nashua: Zip 03062	11.39%
Rochester	13.03%	Allenstown	10.38%	Windsor	9.43%	Groton	8.49%	Chesterfield	6.91%	Nashua: Zip 03063	10.22%
Warren	12.86%	Pembroke	10.38%	Chester	9.40%	Hebron	8.49%	Hancock	6.85%		
Wentworth	12.86%	Ossipee	10.32%	Goshen	9.38%	Rumney	8.49%	Easton	6.59%		
North Hampton	12.53%	Derry	10.31%	Lempster	9.38%	Greenland	8.48%	Franconia	6.59%		
Dalton	12.44%	Newfields	10.29%	Sunapee	9.38%	Newington	8.48%	Sugar Hill	6.59%		
Whitefield	12.44%	Stratham	10.29%	Hollis	9.38%	Peterborough	8.27%	Lincoln	6.55%	<b>Unincorporated Places</b>	
Plaistow	12.42%	Gilford	10.22%	Windham	9.34%	Sharon	8.27%	Waterville Valley	6.55%	<i>Atkinson and Gilmanton</i>	
Belmont	12.22%	Rye	10.19%	Albany	9.34%	Barnstead	8.13%	Hanover	6.53%	<i>Academy Grant</i>	
Barrington	12.21%	Tamworth	10.12%	New Castle	9.28%	Center Harbor	8.05%	Bradford	6.49%	<i>Bean's Grant</i>	
Lancaster	12.02%	Sandown	10.08%	Alexandria	9.28%	Alton	8.00%	Warner	6.49%	<i>Bean's Purchase</i>	
Hampton	11.92%	Pelham	10.08%	Bridgewater	9.28%	Eaton	7.97%	Clarksville	6.30%	<i>Cambridge</i>	
Milford	11.89%	Litchfield	9.96%	Bristol	9.28%	Freedom	7.97%	Hale's Location	6.30%	<i>Chandler's Purchase</i>	
Somersworth	11.71%	Bedford	9.89%	Plymouth	9.28%	Campton	7.86%	Lyme	5.98%	<i>Crawford's Purchase</i>	
Atkinson	11.68%	Lebanon	9.85%	Gilmanton	9.20%	Ellsworth	7.86%	Orford	5.98%	<i>Cutt's Grant</i>	
Northumberland	11.67%	Plainfield	9.85%	Amherst	9.19%	Antrim	7.83%	Piermont	5.98%	<i>Dix's Grant</i>	
Stark	11.67%	Bath	9.84%	New Ipswich	9.18%	Bennington	7.83%	Springfield	5.94%	<i>Dixville</i>	
Hooksett	11.52%	Monroe	9.84%	Wilton	9.16%	Chatham	7.83%	Wilmot	5.94%	<i>Erving's Location</i>	
Epping	11.46%	Benton	9.84%	Franklin	9.09%	Conway	7.83%	Harrisville	5.85%	<i>Green's Grant</i>	
Nashua	11.37%	Haverhill	9.84%	Henniker	9.09%	Littleton	7.73%	Nelson	5.85%	<i>Hadley's Purchase</i>	
Effingham	11.33%	Greenville	9.84%	Canterbury	9.09%	Meredith	7.71%	Stoddard	5.85%	<i>Kilkenny</i>	
Wakefield	11.33%	Mason	9.84%	Candia	9.05%	New Hampton	7.71%	Bartlett	5.56%	<i>Livermore</i>	
Raymond	11.30%	Newton	9.82%	Wolfeboro	9.01%	Lee	7.70%	Hale's Location	5.56%	<i>Low and Burbank's Grant</i>	
Newmarket	11.28%	Carroll	9.81%	Durham	9.00%	Madbury	7.70%	Hart's Location	5.56%	<i>Martin's Location</i>	
Hampstead	11.27%	Jefferson	9.81%	New London	8.99%	Hopkinton	7.44%	Jackson	5.56%	<i>Millsfield</i>	
Portsmouth	11.26%	Randolph	9.81%	Madison	8.94%	Newbury	7.43%	Landaff	4.27%	<i>Odell</i>	
Hudson	11.23%	Bow	9.77%	Dublin	8.92%	Sutton	7.43%	Lisbon	4.27%	<i>Pinkham's Grant</i>	
Milton	11.17%	Boscawen	9.75%	Marlborough	8.92%	Colebrook	7.28%	Lyman	4.27%	<i>Sargent's Purchase</i>	
Charlestown	11.07%	Concord	9.75%	Troy	8.92%	Columbia	7.28%	Bethlehem	3.34%	<i>Second College Grant</i>	
Claremont	11.07%	Webster	9.75%	Lyndeborough	8.88%	Stewartstown	7.28%			<i>Success</i>	
Cornish	11.07%	Tuftsboro	9.71%	Mont Vernon	8.88%	Stratford	7.28%			<i>Thompson and Meserves</i>	
Croydon	11.07%	Keene	9.69%	Northwood	8.87%	Chichester	7.23%			<i>Purchase</i>	
Newport	11.07%	Roxbury	9.69%	Loudon	8.84%	Pittsfield	7.23%			<i>Wentworth's Location</i>	
Unity	11.07%	Sullivan	9.69%	Enfield	8.84%	Deerfield	7.20%				
Laconia	11.03%	Surry	9.69%	Dunbarton	8.74%	New Boston	7.20%				
Manchester	11.01%	Farmington	9.66%	Weare	8.74%	Gorham	7.08%				
Dover	10.99%	Walpole	9.64%	Brookline	8.73%	Shelburne	7.08%				
Middleton	10.99%	Westmoreland	9.57%	Northfield	8.72%	Strafford	7.06%				
New Durham	10.99%	Fitzwilliam	9.55%	Tilton	8.72%	Thornton	7.03%				

Questions ? [Beth.Dugan@umb.edu](mailto:Beth.Dugan@umb.edu)