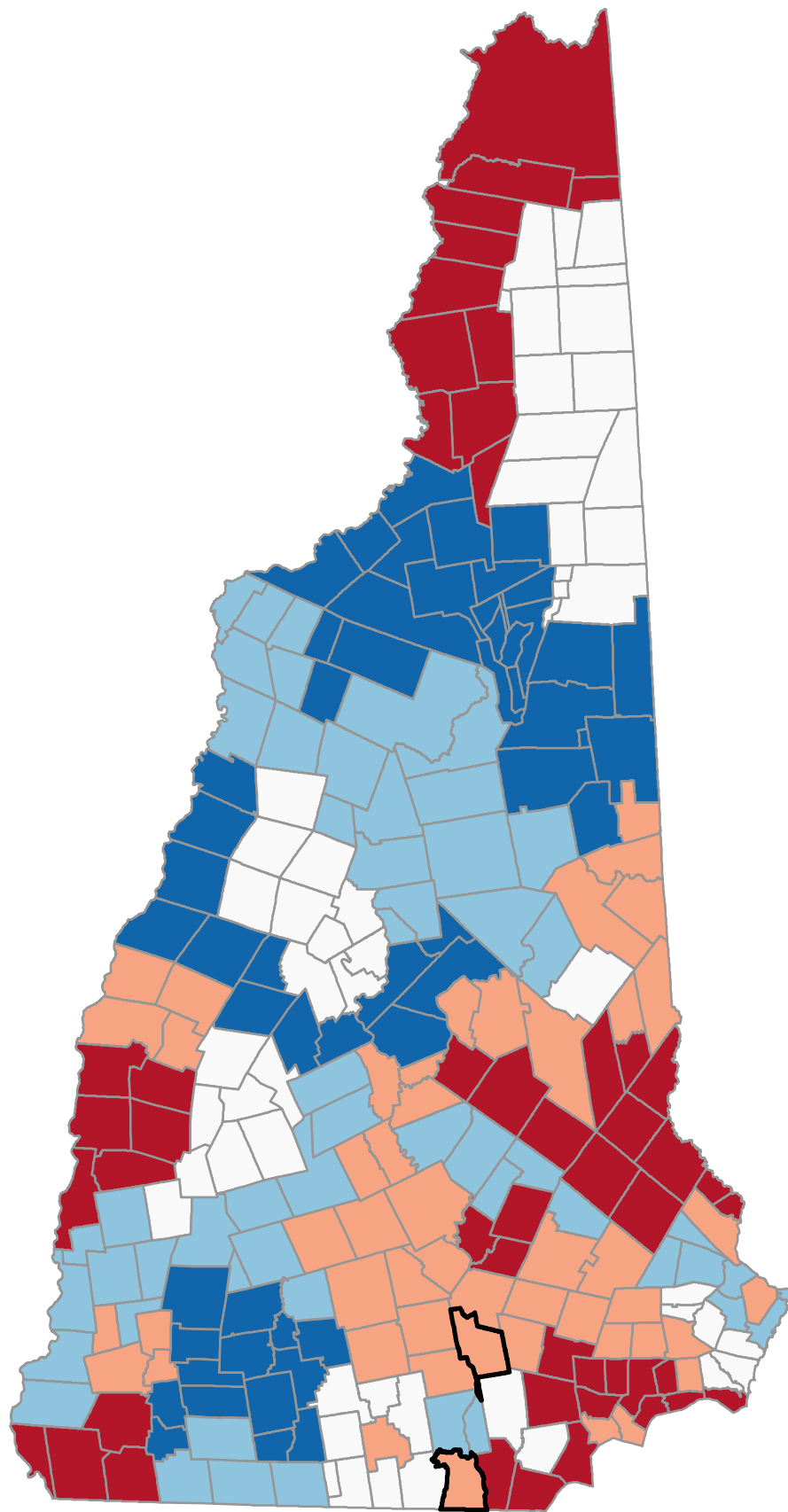
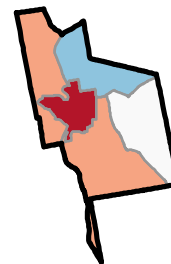


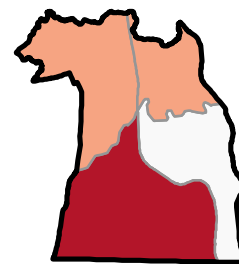
# Percentage of Medicare Beneficiaries Age 65+ Years with Lung Cancer



Neighborhood values  
in NH cities



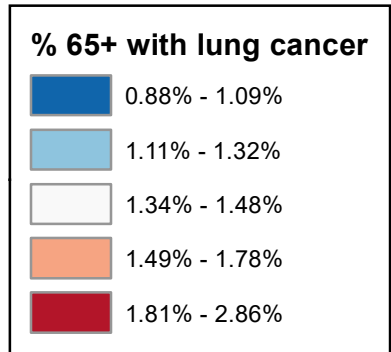
Manchester



Nashua

**State Average: 1.59%**

Source: CMS, 2020-2021



## Percentage of Medicare Beneficiaries Age 65+ Years with Lung Cancer

Acworth	1.17%	Dalton	1.04%	Haverhill	1.15%	Nelson	1.09%	South Hampton	2.17%	<b>Manchester</b>	
Albany	0.91%	Danbury	1.02%	Hebron	1.40%	New Boston	1.70%	Springfield	1.48%	Central Manchester	2.86%
Alexandria	1.40%	Danville	1.87%	Henniker	1.49%	New Castle	1.11%	Stark	1.82%	Manchester: West	1.68%
Allenstown	1.81%	Deerfield	1.58%	Hill	1.02%	New Durham	2.03%	Stewartstown	1.82%	Manchester: South	1.63%
Alstead	1.17%	Deering	1.32%	Hillsborough	1.32%	New Hampton	1.02%	Stoddard	1.09%	Manchester: North	1.31%
Alton	1.50%	Derry	2.44%	Hinsdale	1.81%	New Ipswich	1.32%	Strafford	2.03%	Manchester: East	1.48%
Amherst	1.36%	Dorchester	1.40%	Holderness	1.27%	New London	1.48%	Stratford	1.82%		
Andover	1.32%	Dover	1.62%	Hollis	1.34%	Newbury	1.44%	Stratham	1.47%	<b>Nashua</b>	
Antrim	1.09%	Dublin	1.09%	Hooksett	1.58%	Newfields	1.47%	Sugar Hill	0.92%	Nashua: Zip 03060	1.46%
Ashland	1.27%	Dummer	1.43%	Hopkinton	1.49%	Newington	1.11%	Sullivan	1.78%	Nashua: Zip 03062	1.94%
Atkinson	1.63%	Dunbarton	1.49%	Hudson	2.23%	Newmarket	1.47%	Sunapee	1.44%	Nashua: Zip 03063	1.52%
Auburn	1.58%	Durham	1.16%	Jackson	0.91%	Newport	1.89%	Surry	1.78%	Nashua: Zip 03064	1.54%
Barnstead	1.87%	East Kingston	2.17%	Jaffrey	1.32%	Newton	2.17%	Sutton	1.44%		
Barrington	2.03%	Easton	0.92%	Jefferson	1.04%	North Hampton	1.47%	Swanzy	1.81%		
Bartlett	0.91%	Eaton	1.71%	Keene	1.78%	Northfield	1.71%	Tamworth	1.11%		
Bath	1.15%	Effingham	1.71%	Kensington	1.76%	Northumberland	1.82%	Temple	0.88%	<b>Unincorporated Places</b>	
Bedford	1.51%	Ellsworth	1.27%	Kingston	2.17%	Northwood	1.30%	Thornton	1.27%	<i>Atkinson and Gilmanton</i>	
Belmont	1.87%	Enfield	1.64%	Laconia	1.64%	Nottingham	1.53%	Tilton	1.71%	<i>Academy Grant</i>	
Bennington	1.09%	Epping	1.53%	Lancaster	1.04%	Orange	1.00%	Troy	1.09%	<i>Bean's Grant</i>	
Benton	1.15%	Epsom	1.81%	Landaff	1.15%	Orford	1.00%	Tuftonboro	1.11%	<i>Bean's Purchase</i>	
Berlin	1.43%	Errol	1.43%	Langdon	1.17%	Ossipee	1.71%	Unity	1.89%	<i>Cambridge</i>	
Bethlehem	0.92%	Exeter	1.76%	Lebanon	1.64%	Pelham	2.29%	Wakefield	1.71%	<i>Chandler's Purchase</i>	
Boscawen	1.49%	Farmington	2.03%	Lee	1.16%	Pembroke	1.81%	Walpole	1.17%	<i>Crawford's Purchase</i>	
Bow	1.49%	Fitzwilliam	1.32%	Lempster	1.44%	Peterborough	0.88%	Warner	1.32%	<i>Cutt's Grant</i>	
Bradford	1.32%	Francestown	0.88%	Lincoln	1.27%	Piermont	1.00%	Warren	1.40%	<i>Dix's Grant</i>	
Brentwood	1.76%	Franconia	0.92%	Lisbon	1.15%	Pittsburg	1.82%	Washington	1.32%	<i>Dixville</i>	
Bridgewater	1.40%	Franklin	1.71%	Litchfield	1.31%	Pittsfield	1.30%	Waterville Valley	1.27%	<i>Erving's Location</i>	
Bristol	1.40%	Freedom	1.71%	Littleton	0.92%	Plainfield	1.64%	Weare	1.49%	<i>Green's Grant</i>	
Brookfield	1.71%	Fremont	1.53%	Londonderry	1.44%	Plaistow	1.63%	Webster	1.49%	<i>Hadley's Purchase</i>	
Brookline	1.34%	Gilford	1.50%	Loudon	1.30%	Plymouth	1.40%	Wentworth	1.40%	<i>Kilkenny</i>	
Campton	1.27%	Gilmanton	1.87%	Lyman	1.15%	Portsmouth	1.71%	Westmoreland	1.17%	<i>Livermore</i>	
Canaan	1.00%	Gilsun	1.17%	Lyme	1.00%	Randolph	1.04%	Whitefield	1.04%	<i>Low and Burbank's Grant</i>	
Candia	1.58%	Goffstown	1.70%	Lyndeborough	1.36%	Raymond	1.53%	Wilmot	1.48%	<i>Martin's Location</i>	
Canterbury	1.30%	Gorham	1.43%	Madbury	1.16%	Richmond	1.81%	Wilton	1.36%	<i>Millsfield</i>	
Carroll	1.04%	Goshen	1.44%	Madison	0.91%	Rindge	1.32%	Winchester	1.81%	<i>Odell</i>	
Center Harbor	1.02%	Grafton	1.00%	Manchester	1.76%	Rochester	2.00%	Windham	1.44%	<i>Pinkham's Grant</i>	
Charlestown	1.89%	Grantham	1.64%	Marlborough	1.09%	Rollinsford	2.27%	Windsor	1.32%	<i>Sargent's Purchase</i>	
Chatham	0.91%	Greenfield	0.88%	Marlow	1.17%	Roxbury	1.78%	Wolfeboro	1.38%	<i>Second College Grant</i>	
Chester	1.87%	Greenland	1.11%	Mason	1.34%	Rumney	1.40%	Woodstock	1.27%	<i>Success</i>	
Chesterfield	1.17%	Greenville	1.34%	Meredith	1.02%	Rye	1.11%			<i>Thompson and Meserves</i>	
Chichester	1.30%	Groton	1.40%	Merrimack	1.31%	Salem	2.33%			<i>Purchase</i>	
Claremont	1.89%	Hale's Location	0.91%	Middleton	2.03%	Salisbury	1.32%			<i>Wentworth's Location</i>	
Clarksville	1.82%	Hampstead	1.87%	Milan	1.43%	Sanbornton	1.02%				
Colebrook	1.82%	Hampton	1.47%	Milford	1.73%	Sandown	1.87%				
Columbia	1.82%	Hampton Falls	1.47%	Milton	2.03%	Sandwich	1.11%				
Concord	1.49%	Hancock	1.09%	Monroe	1.15%	Seabrook	2.17%				
Conway	0.91%	Hanover	1.00%	Mont Vernon	1.36%	Sharon	0.88%				
Cornish	1.89%	Harrisville	1.09%	Moultonborough	1.11%	Shelburne	1.43%				
Croydon	1.89%	Hart's Location	0.91%	Nashua	1.67%	Somersworth	2.27%				



Point32Health  
Foundation

In partnership with  
Harvard Pilgrim  
Health Care  
a Point32Health company

## Percentage of Medicare Beneficiaries Age 65+ Years with Lung Cancer (Ranked)

Derry	2.44%	Surry	1.78%	Newfields	1.47%	Rindge	1.32%	Stoddard	1.09%	<b>Manchester</b>	
Salem	2.33%	Manchester	1.76%	Newmarket	1.47%	Litchfield	1.31%	Troy	1.09%	Central Manchester	2.86%
Pelham	2.29%	Brentwood	1.76%	North Hampton	1.47%	Merrimack	1.31%	Carroll	1.04%	Manchester: West	1.68%
Rollinsford	2.27%	Exeter	1.76%	Stratham	1.47%	Canterbury	1.30%	Dalton	1.04%	Manchester: South	1.63%
Somersworth	2.27%	Kensington	1.76%	Hampton	1.47%	Chichester	1.30%	Jefferson	1.04%	Manchester: East	1.48%
Hudson	2.23%	Milford	1.73%	Hampton Falls	1.47%	Loudon	1.30%	Lancaster	1.04%	Manchester: North	1.31%
East Kingston	2.17%	Franklin	1.71%	Goshen	1.44%	Northwood	1.30%	Randolph	1.04%		
Kingston	2.17%	Northfield	1.71%	Lempster	1.44%	Pittsfield	1.30%	Whitefield	1.04%	<b>Nashua</b>	
Newton	2.17%	Tilton	1.71%	Newbury	1.44%	Ashland	1.27%	Center Harbor	1.02%	Nashua: Zip 03062	1.94%
Seabrook	2.17%	Brookfield	1.71%	Sunapee	1.44%	Campton	1.27%	Danbury	1.02%	Nashua: Zip 03064	1.54%
South Hampton	2.17%	Eaton	1.71%	Sutton	1.44%	Ellsworth	1.27%	Hill	1.02%	Nashua: Zip 03063	1.52%
Barrington	2.03%	Effingham	1.71%	Londonderry	1.44%	Holderness	1.27%	Meredith	1.02%	Nashua: Zip 03060	1.46%
Farmington	2.03%	Freedom	1.71%	Windham	1.44%	Lincoln	1.27%	New Hampton	1.02%		
Middleton	2.03%	Ossipee	1.71%	Berlin	1.43%	Thornton	1.27%	Sanbornton	1.02%		
Milton	2.03%	Wakefield	1.71%	Dummer	1.43%	Waterville Valley	1.27%	Canaan	1.00%		
New Durham	2.03%	Portsmouth	1.71%	Errol	1.43%	Woodstock	1.27%	Grafton	1.00%		
Strafford	2.03%	Goffstown	1.70%	Gorham	1.43%	Acworth	1.17%	Hanover	1.00%	<b>Unincorporated Places</b>	
Rochester	2.00%	New Boston	1.70%	Milan	1.43%	Alstead	1.17%	Lyme	1.00%	<i>Atkinson and Gilmanton</i>	
Charlestown	1.89%	Nashua	1.67%	Shelburne	1.43%	Chesterfield	1.17%	Orange	1.00%	<i>Academy Grant</i>	
Claremont	1.89%	Enfield	1.64%	Alexandria	1.40%	Gilsum	1.17%	Orford	1.00%	<i>Bean's Grant</i>	
Cornish	1.89%	Grantham	1.64%	Bridgewater	1.40%	Langdon	1.17%	Piermont	1.00%	<i>Bean's Purchase</i>	
Croydon	1.89%	Lebanon	1.64%	Bristol	1.40%	Marlow	1.17%	Bethlehem	0.92%	<i>Cambridge</i>	
Newport	1.89%	Plainfield	1.64%	Dorchester	1.40%	Walpole	1.17%	Jackson	0.92%	<i>Chandler's Purchase</i>	
Unity	1.89%	Laconia	1.64%	Groton	1.40%	Westmoreland	1.17%	Franconia	0.92%	<i>Crawford's Purchase</i>	
Barnstead	1.87%	Atkinson	1.63%	Hebron	1.40%	Durham	1.16%	Littleton	0.92%	<i>Cutt's Grant</i>	
Belmont	1.87%	Plaistow	1.63%	Plymouth	1.40%	Lee	1.16%	Sugar Hill	0.92%	<i>Dix's Grant</i>	
Gilmanton	1.87%	Dover	1.62%	Rumney	1.40%	Madbury	1.16%	Albany	0.91%	<i>Dixville</i>	
Chester	1.87%	Auburn	1.58%	Warren	1.40%	Bath	1.15%	Bartlett	0.91%	<i>Erving's Location</i>	
Danville	1.87%	Candia	1.58%	Wentworth	1.40%	Benton	1.15%	Chatham	0.91%	<i>Green's Grant</i>	
Hampstead	1.87%	Deerfield	1.58%	Wolfboro	1.38%	Benherill	1.15%	Conway	0.91%	<i>Hadley's Purchase</i>	
Sandown	1.87%	Hooksett	1.58%	Amherst	1.36%	Landaff	1.15%	Hale's Location	0.91%	<i>Kilkenny</i>	
Clarksville	1.82%	Epping	1.53%	Lyndeborough	1.36%	Lisbon	1.15%	Hart's Location	0.91%	<i>Livermore</i>	
Colebrook	1.82%	Fremont	1.53%	Mont Vernon	1.36%	Lyman	1.15%	Jackson	0.91%	<i>Low and Burbank's Grant</i>	
Columbia	1.82%	Nottingham	1.53%	Wilton	1.36%	Monroe	1.15%	Madison	0.91%	<i>Martin's Location</i>	
Northumberland	1.82%	Raymond	1.53%	Brookline	1.34%	Greenland	1.11%	Francestown	0.88%	<i>Millsfield</i>	
Pittsburg	1.82%	Bedford	1.51%	Greenville	1.34%	New Castle	1.11%	Greenfield	0.88%	<i>Odell</i>	
Stark	1.82%	Alton	1.50%	Hollis	1.34%	Newington	1.11%	Peterborough	0.88%	<i>Pinkham's Grant</i>	
Stewartstown	1.82%	Gilford	1.50%	Mason	1.34%	Rye	1.11%	Sharon	0.88%	<i>Sargent's Purchase</i>	
Stratford	1.82%	Bow	1.49%	Andover	1.32%	Moultonborough	1.11%	Temple	0.88%	<i>Second College Grant</i>	
Allenstown	1.81%	Dunbarton	1.49%	Bradford	1.32%	Sandwich	1.11%			<i>Success</i>	
Epsom	1.81%	Henniker	1.49%	Deering	1.32%	Tamworth	1.11%			<i>Thompson and Meserves</i>	
Pembroke	1.81%	Hopkinton	1.49%	Hillsborough	1.32%	Tuftonboro	1.11%			<i>Purchase</i>	
Hinsdale	1.81%	Weare	1.49%	Salisbury	1.32%	Antrim	1.09%			<i>Wentworth's Location</i>	
Richmond	1.81%	Boscawen	1.49%	Warner	1.32%	Bennington	1.09%				
Swanzey	1.81%	Concord	1.49%	Washington	1.32%	Dublin	1.09%				
Winchester	1.81%	Webster	1.49%	Windsor	1.32%	Hancock	1.09%				
Keene	1.78%	New London	1.48%	Fitzwilliam	1.32%	Harrisville	1.09%				
Roxbury	1.78%	Springfield	1.48%	Jaffrey	1.32%	Marlborough	1.09%				
Sullivan	1.78%	Wilmot	1.48%	New Ipswich	1.32%	Nelson	1.09%				