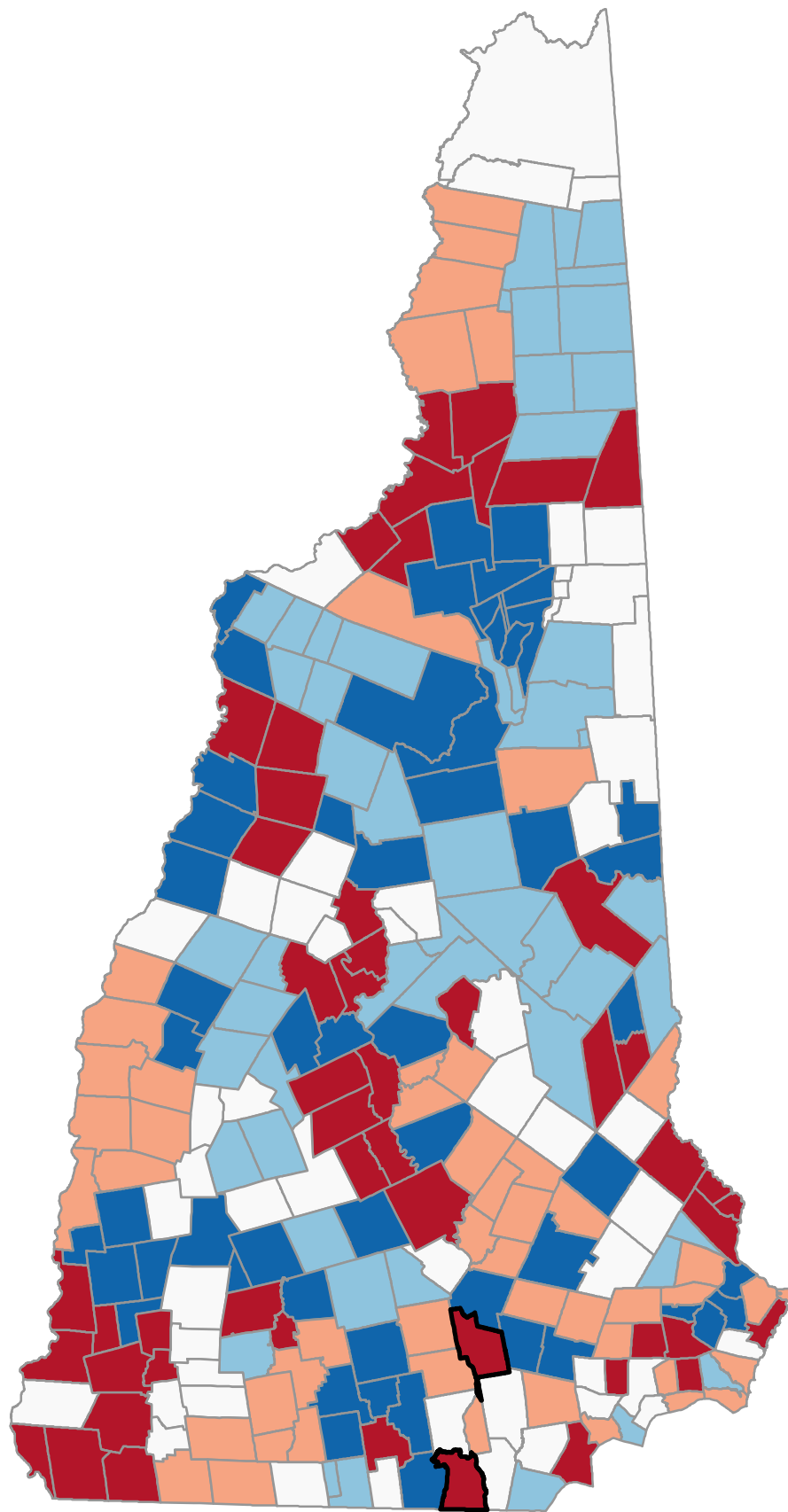
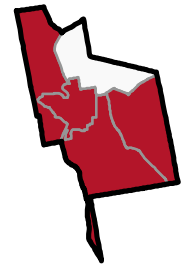


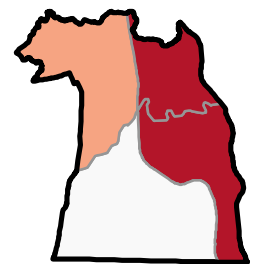
Percentage of Medicare Beneficiaries Age 65+ Years with Pressure Ulcer or Chronic Ulcer



Neighborhood values in NH cities



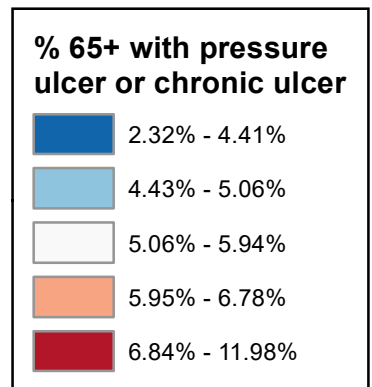
Manchester



Nashua

State Average: 6.22%

Source: CMS, 2020-2021



Percentage of Medicare Beneficiaries Age 65+ Years with Pressure Ulcer or Chronic Ulcer

| | | | | | | | | | | | |
|---------------|-------|-----------------|--------|----------------|-------|----------------|--------|-------------------|--------|--------------------------------|-------|
| Acworth | 4.21% | Dalton | 10.27% | Haverhill | 7.43% | Nelson | 5.38% | South Hampton | 6.30% | Manchester | |
| Albany | 6.33% | Danbury | 4.28% | Hebron | 5.17% | New Boston | 4.15% | Springfield | 4.59% | Central Manchester | 9.43% |
| Alexandria | 7.40% | Danville | 8.06% | Henniker | 5.06% | New Castle | 5.98% | Stark | 10.66% | Manchester: West | 8.08% |
| Allenstown | 6.24% | Deerfield | 4.30% | Hill | 4.28% | New Durham | 7.36% | Stewartstown | 6.59% | Manchester: South | 7.20% |
| Alstead | 4.21% | Deering | 4.41% | Hillsborough | 4.41% | New Hampton | 5.03% | Stoddard | 5.38% | Manchester: North | 5.42% |
| Alton | 5.04% | Derry | 6.56% | Hinsdale | 8.81% | New Ipswich | 5.50% | Stratford | 4.28% | Manchester: East | 6.84% |
| Amherst | 3.64% | Dorchester | 5.17% | Holderness | 5.81% | New London | 5.44% | Stratford | 6.59% | | |
| Andover | 7.88% | Dover | 7.38% | Hollis | 4.23% | Newbury | 4.89% | Stratham | 3.87% | Nashua | |
| Antrim | 7.72% | Dublin | 5.63% | Hooksett | 4.06% | Newfields | 3.87% | Sugar Hill | 4.43% | Nashua: Zip 03060 | 8.25% |
| Ashland | 5.81% | Dummer | 4.82% | Hopkinton | 2.91% | Newington | 4.07% | Sullivan | 7.81% | Nashua: Zip 03062 | 5.82% |
| Atkinson | 6.22% | Dunbarton | 4.91% | Hudson | 5.32% | Newmarket | 6.75% | Sunapee | 5.13% | Nashua: Zip 03063 | 6.56% |
| Auburn | 4.11% | Durham | 6.17% | Jackson | 4.47% | Newport | 6.78% | Surry | 7.81% | Nashua: Zip 03064 | 7.89% |
| Barnstead | 5.08% | East Kingston | 6.30% | Jaffrey | 6.12% | Newton | 5.29% | Sutton | 4.89% | | |
| Barrington | 5.89% | Easton | 4.43% | Jefferson | 3.86% | North Hampton | 5.58% | Swanzy | 7.26% | | |
| Bartlett | 4.47% | Eaton | 2.32% | Keene | 7.81% | Northfield | 6.74% | Tamworth | 3.66% | | |
| Bath | 4.33% | Effingham | 4.99% | Kensington | 6.93% | Northumberland | 10.66% | Temple | 6.27% | Unincorporated Places | |
| Bedford | 6.50% | Ellsworth | 3.71% | Kingston | 5.93% | Northwood | 5.99% | Thornton | 4.95% | <i>Atkinson and Gilmanton</i> | |
| Belmont | 6.55% | Enfield | 3.56% | Laconia | 7.73% | Nottingham | 5.06% | Tilton | 6.74% | <i>Academy Grant</i> | |
| Bennington | 7.72% | Epping | 6.41% | Lancaster | 8.72% | Orange | 4.92% | Troy | 5.63% | <i>Bean's Grant</i> | |
| Benton | 7.43% | Epsom | 6.01% | Landaff | 4.60% | Orford | 4.38% | Tuftonboro | 4.93% | <i>Bean's Purchase</i> | |
| Berlin | 7.61% | Errol | 4.82% | Langdon | 4.21% | Ossipee | 7.20% | Unity | 6.78% | <i>Cambridge</i> | |
| Bethlehem | 6.63% | Exeter | 6.93% | Lebanon | 6.21% | Pelham | 4.93% | Wakefield | 4.99% | <i>Chandler's Purchase</i> | |
| Boscawen | 8.72% | Farmington | 5.65% | Lee | 4.86% | Pembroke | 6.24% | Walpole | 6.87% | <i>Crawford's Purchase</i> | |
| Bow | 5.60% | Fitzwilliam | 6.00% | Lempster | 5.13% | Peterborough | 6.58% | Warner | 5.47% | <i>Cutt's Grant</i> | |
| Bradford | 5.47% | Francestown | 6.27% | Lincoln | 4.21% | Piermont | 4.38% | Warren | 11.98% | <i>Dix's Grant</i> | |
| Brentwood | 6.93% | Franconia | 4.43% | Lisbon | 4.60% | Pittsburg | 5.16% | Washington | 4.41% | <i>Dixville</i> | |
| Bridgewater | 7.40% | Franklin | 9.27% | Litchfield | 6.49% | Pittsfield | 6.31% | Waterville Valley | 4.21% | <i>Erving's Location</i> | |
| Bristol | 7.40% | Freedom | 2.32% | Littleton | 5.29% | Plainfield | 6.21% | Weare | 4.91% | <i>Green's Grant</i> | |
| Brookfield | 4.28% | Fremont | 6.24% | Londonderry | 5.48% | Plaistow | 4.56% | Webster | 8.72% | <i>Hadley's Purchase</i> | |
| Brookline | 5.73% | Gilford | 5.34% | Loudon | 5.95% | Plymouth | 7.40% | Wentworth | 11.98% | <i>Kilkenny</i> | |
| Campton | 3.71% | Gilmanton | 5.65% | Lyman | 4.60% | Portsmouth | 6.56% | Westmoreland | 7.72% | <i>Livermore</i> | |
| Canaan | 4.92% | Gilsun | 4.21% | Lyme | 4.38% | Randolph | 3.86% | Whitefield | 10.27% | <i>Low and Burbank's Grant</i> | |
| Candia | 6.27% | Goffstown | 6.40% | Lyndeborough | 3.43% | Raymond | 6.60% | Wilmot | 4.59% | <i>Martin's Location</i> | |
| Canterbury | 3.83% | Gorham | 5.89% | Madbury | 4.86% | Richmond | 7.26% | Wilton | 4.18% | <i>Millsfield</i> | |
| Carroll | 3.86% | Goshen | 5.13% | Madison | 5.85% | Rindge | 6.00% | Winchester | 7.26% | <i>Odell</i> | |
| Center Harbor | 4.51% | Grafton | 4.92% | Manchester | 7.34% | Rochester | 8.18% | Windham | 5.65% | <i>Pinkham's Grant</i> | |
| Charlestown | 6.78% | Grantham | 4.05% | Marlborough | 5.63% | Rollinsford | 7.76% | Windsor | 4.41% | <i>Sargent's Purchase</i> | |
| Chatham | 5.94% | Greenfield | 6.27% | Marlow | 4.21% | Roxbury | 7.81% | Wolfeboro | 4.43% | <i>Second College Grant</i> | |
| Chester | 4.32% | Greenland | 4.07% | Mason | 4.95% | Rumney | 5.17% | Woodstock | 4.95% | <i>Success</i> | |
| Chesterfield | 5.51% | Greenville | 4.95% | Meredith | 5.03% | Rye | 7.42% | | | <i>Thompson and Meserves</i> | |
| Chichester | 6.31% | Groton | 5.17% | Merrimack | 5.12% | Salem | 7.02% | | | <i>Purchase</i> | |
| Claremont | 6.78% | Hale's Location | 4.47% | Middleton | 7.36% | Salisbury | 7.88% | | | <i>Wentworth's Location</i> | |
| Clarksville | 5.16% | Hampstead | 5.36% | Milan | 4.82% | Sanbornton | 4.28% | | | | |
| Colebrook | 6.59% | Hampton | 6.09% | Milford | 7.00% | Sandown | 5.52% | | | | |
| Columbia | 6.59% | Hampton Falls | 4.94% | Milton | 6.08% | Sandwich | 4.60% | | | | |
| Concord | 8.72% | Hancock | 4.65% | Monroe | 4.33% | Seabrook | 6.68% | | | | |
| Conway | 5.94% | Hanover | 5.44% | Mont Vernon | 3.43% | Sharon | 6.58% | | | | |
| Cornish | 6.78% | Harrisville | 5.38% | Moultonborough | 4.60% | Shelburne | 5.89% | | | | |
| Croydon | 6.78% | Hart's Location | 4.47% | Nashua | 6.96% | Somersworth | 7.03% | | | | |



Point32Health
Foundation

In partnership with
Harvard Pilgrim
Health Care
a Point32Health company

Percentage of Medicare Beneficiaries Age 65+ Years with Pressure Ulcer or Chronic Ulcer (Ranked)

| | | | | | | | | | | | |
|----------------|--------|---------------|-------|---------------|-------|-----------------|-------|-------------------|-------|--------------------------------|-------|
| Warren | 11.98% | Charlestown | 6.78% | Loudon | 5.95% | Meredith | 5.03% | Monroe | 4.33% | Manchester | |
| Wentworth | 11.98% | Claremont | 6.78% | Chatham | 5.94% | New Hampton | 5.03% | Chester | 4.32% | Central Manchester | 9.43% |
| Northumberland | 10.66% | Cornish | 6.78% | Conway | 5.94% | Effingham | 4.99% | Deerfield | 4.30% | Manchester: West | 8.08% |
| Stark | 10.66% | Croydon | 6.78% | Kingston | 5.93% | Wakefield | 4.99% | Danbury | 4.28% | Manchester: South | 7.20% |
| Dalton | 10.27% | Newport | 6.78% | Gorham | 5.89% | Greenville | 4.95% | Hill | 4.28% | Manchester: East | 6.84% |
| Whitefield | 10.27% | Unity | 6.78% | Shelburne | 5.89% | Mason | 4.95% | Sanbornton | 4.28% | Manchester: North | 5.42% |
| Franklin | 9.27% | Newmarket | 6.75% | Barrington | 5.89% | Thornton | 4.95% | Brookfield | 4.28% | | |
| Hinsdale | 8.81% | Northfield | 6.74% | Madison | 5.85% | Woodstock | 4.95% | Strafford | 4.28% | Nashua | |
| Boscawen | 8.72% | Tilton | 6.74% | Ashland | 5.81% | Hampton Falls | 4.94% | Hollis | 4.23% | Nashua: Zip 03060 | 8.25% |
| Concord | 8.72% | Seabrook | 6.68% | Holderness | 5.81% | Pelham | 4.93% | Lincoln | 4.21% | Nashua: Zip 03064 | 7.89% |
| Webster | 8.72% | Bethlehem | 6.63% | Brookline | 5.73% | Tuftonboro | 4.93% | Waterville Valley | 4.21% | Nashua: Zip 03063 | 6.56% |
| Lancaster | 8.72% | Raymond | 6.60% | Gilmanton | 5.65% | Canaan | 4.92% | Acworth | 4.21% | Nashua: Zip 03062 | 5.82% |
| Rochester | 8.18% | Colebrook | 6.59% | Windham | 5.65% | Grafton | 4.92% | Alstead | 4.21% | | |
| Danville | 8.06% | Columbia | 6.59% | Farmington | 5.65% | Orange | 4.92% | Gilsum | 4.21% | | |
| Andover | 7.88% | Stewartstown | 6.59% | Dublin | 5.63% | Dunbarton | 4.91% | Langdon | 4.21% | | |
| Salisbury | 7.88% | Stratford | 6.59% | Marlborough | 5.63% | Weare | 4.91% | Marlow | 4.21% | | |
| Keene | 7.81% | Peterborough | 6.58% | Troy | 5.63% | Newbury | 4.89% | Wilton | 4.18% | Unincorporated Places | |
| Roxbury | 7.81% | Sharon | 6.58% | Bow | 5.60% | Sutton | 4.89% | New Boston | 4.15% | <i>Atkinson and Gilmanton</i> | |
| Sullivan | 7.81% | Portsmouth | 6.56% | North Hampton | 5.58% | Lee | 4.86% | Auburn | 4.11% | <i>Academy Grant</i> | |
| Surry | 7.81% | Derry | 6.56% | Sandown | 5.52% | Madbury | 4.86% | Greenland | 4.07% | <i>Bean's Grant</i> | |
| Rollinsford | 7.76% | Belmont | 6.55% | Chesterfield | 5.51% | Dummer | 4.82% | Newington | 4.07% | <i>Bean's Purchase</i> | |
| Laconia | 7.73% | Bedford | 6.50% | New Ipswich | 5.50% | Errol | 4.82% | Hooksett | 4.06% | <i>Cambridge</i> | |
| Antrim | 7.72% | Litchfield | 6.49% | Londonderry | 5.48% | Milan | 4.82% | Amherst | 4.05% | <i>Chandler's Purchase</i> | |
| Bennington | 7.72% | Epping | 6.41% | Bradford | 5.47% | Hancock | 4.65% | Newfields | 3.87% | <i>Crawford's Purchase</i> | |
| Westmoreland | 7.72% | Goffstown | 6.40% | Warner | 5.47% | Landaff | 4.60% | Stratham | 3.87% | <i>Cutt's Grant</i> | |
| Berlin | 7.61% | Albany | 6.33% | New London | 5.44% | Lisbon | 4.60% | Carroll | 3.86% | <i>Dix's Grant</i> | |
| Benton | 7.43% | Chichester | 6.31% | Hanover | 5.44% | Lyman | 4.60% | Jefferson | 3.86% | <i>Dixville</i> | |
| Haverhill | 7.43% | Pittsfield | 6.31% | Harrisville | 5.38% | Moultonborough | 4.60% | Randolph | 3.86% | <i>Erving's Location</i> | |
| Rye | 7.42% | East Kingston | 6.30% | Nelson | 5.38% | Sandwich | 4.60% | Canterbury | 3.83% | <i>Green's Grant</i> | |
| Alexandria | 7.40% | South Hampton | 6.30% | Stoddard | 5.38% | Springfield | 4.59% | Campton | 3.71% | <i>Hadley's Purchase</i> | |
| Bridgewater | 7.40% | Francestown | 6.27% | Hampstead | 5.36% | Wilmot | 4.59% | Ellsworth | 3.71% | <i>Kilkenny</i> | |
| Bristol | 7.40% | Greenfield | 6.27% | Gilford | 5.34% | Plaistow | 4.56% | Tamworth | 3.66% | <i>Livermore</i> | |
| Plymouth | 7.40% | Temple | 6.27% | Hudson | 5.32% | Center Harbor | 4.51% | Amherst | 3.64% | <i>Low and Burbank's Grant</i> | |
| Dover | 7.38% | Candia | 6.27% | Littleton | 5.29% | Bartlett | 4.47% | Enfield | 3.56% | <i>Martin's Location</i> | |
| Middleton | 7.36% | Allenstown | 6.24% | Newton | 5.29% | Hale's Location | 4.47% | Lyndeborough | 3.43% | <i>Millsfield</i> | |
| New Durham | 7.36% | Pembroke | 6.24% | Dorchester | 5.17% | Hart's Location | 4.47% | Mont Vernon | 3.43% | <i>Odell</i> | |
| Manchester | 7.34% | Fremont | 6.24% | Groton | 5.17% | Jackson | 4.47% | Hopkinton | 2.91% | <i>Pinkham's Grant</i> | |
| Richmond | 7.26% | Atkinson | 6.22% | Hebron | 5.17% | Wolfeboro | 4.43% | Eaton | 2.32% | <i>Sargent's Purchase</i> | |
| Swanzy | 7.26% | Lebanon | 6.21% | Rumney | 5.17% | Easton | 4.43% | Freedom | 2.32% | <i>Second College Grant</i> | |
| Winchester | 7.26% | Plainfield | 6.21% | Clarksville | 5.16% | Franconia | 4.43% | | | <i>Success</i> | |
| Ossipee | 7.20% | Durham | 6.17% | Pittsburg | 5.16% | Sugar Hill | 4.43% | | | <i>Thompson and Meserves</i> | |
| Somersworth | 7.03% | Jaffrey | 6.12% | Goshen | 5.13% | Deering | 4.41% | | | <i>Purchase</i> | |
| Salem | 7.02% | Hampton | 6.09% | Lempster | 5.13% | Hillsborough | 4.41% | | | <i>Wentworth's Location</i> | |
| Milford | 7.00% | Milton | 6.08% | Sunapee | 5.13% | Washington | 4.41% | | | | |
| Nashua | 6.96% | Epsom | 6.01% | Merrimack | 5.12% | Windsor | 4.41% | | | | |
| Brentwood | 6.93% | Fitzwilliam | 6.00% | Barnstead | 5.08% | Lyme | 4.38% | | | | |
| Exeter | 6.93% | Rindge | 6.00% | Nottingham | 5.06% | Orford | 4.38% | | | | |
| Kensington | 6.93% | Northwood | 5.99% | Henniker | 5.06% | Piermont | 4.38% | | | | |
| Walpole | 6.87% | New Castle | 5.98% | Alton | 5.04% | Bath | 4.33% | | | | |