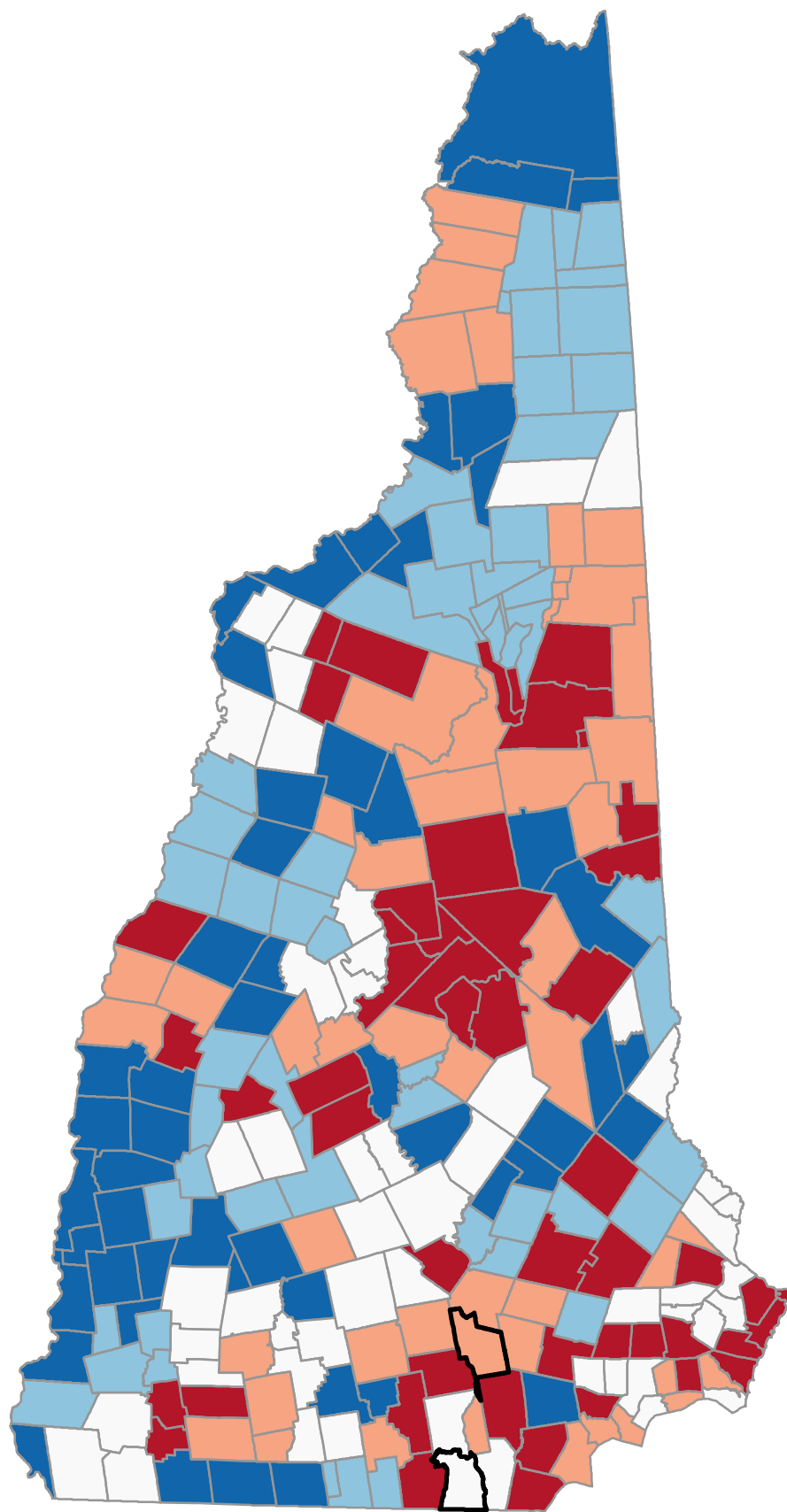
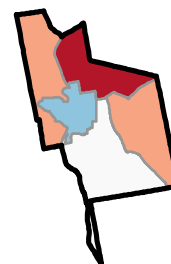


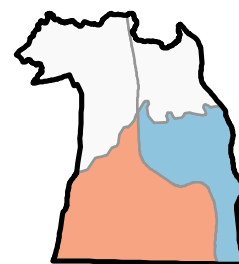
Percentage of Male Medicare Beneficiaries Age 65+ Years with Prostate Cancer



Neighborhood values
in NH cities



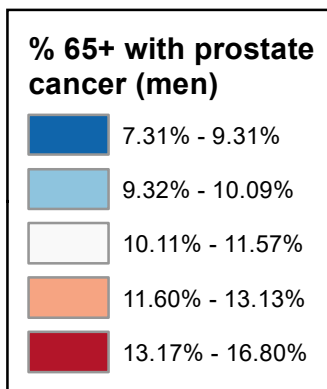
Manchester



Nashua

State Average: 11.60%

Source: CMS, 2020-2021



Percentage of Male Medicare Beneficiaries Age 65+ Years with Prostate Cancer

Acworth	8.46%	Dalton	8.49%	Haverhill	11.08%	Nelson	10.22%	South Hampton	12.79%	Manchester	
Albany	12.24%	Danbury	12.64%	Hebron	10.03%	New Boston	11.65%	Springfield	9.60%	Central Manchester	9.60%
Alexandria	11.57%	Danville	11.07%	Henniker	12.05%	New Castle	16.31%	Stark	8.03%	Manchester: West	11.92%
Allenstown	9.67%	Deerfield	13.18%	Hill	12.64%	New Durham	9.30%	Stewartstown	12.33%	Manchester: South	11.30%
Alstead	8.46%	Deering	8.48%	Hillsborough	8.48%	New Hampton	14.76%	Stoddard	10.22%	Manchester: North	14.07%
Alton	12.83%	Derry	9.24%	Hinsdale	7.75%	New Ipswich	8.87%	Strafford	13.17%	Manchester: East	11.99%
Amherst	14.46%	Dorchester	10.03%	Holderness	13.62%	New London	13.73%	Stratford	12.33%		
Andover	13.72%	Dover	11.51%	Hollis	15.05%	Newbury	11.55%	Stratham	10.88%	Nashua	
Antrim	10.11%	Dublin	13.97%	Hooksett	11.60%	Newfields	10.88%	Sugar Hill	14.30%	Nashua: Zip 03060	9.62%
Ashland	13.62%	Dummer	10.05%	Hopkinton	11.27%	Newington	10.62%	Sullivan	10.09%	Nashua: Zip 03062	12.87%
Atkinson	13.10%	Dunbarton	10.94%	Hudson	10.72%	Newmarket	11.36%	Sunapee	9.95%	Nashua: Zip 03063	10.64%
Auburn	12.35%	Durham	13.56%	Jackson	14.64%	Newport	7.99%	Surry	10.09%	Nashua: Zip 03064	10.84%
Barnstead	8.82%	East Kingston	12.79%	Jaffrey	11.66%	Newton	11.24%	Sutton	11.55%		
Barrington	9.41%	Easton	14.30%	Jefferson	9.69%	North Hampton	13.74%	Swanzy	10.12%		
Bartlett	14.64%	Eaton	15.52%	Keene	10.09%	Northfield	9.82%	Tamworth	7.77%		
Bath	8.10%	Effingham	9.90%	Kensington	13.71%	Northumberland	8.03%	Temple	10.29%	Unincorporated Places	
Bedford	14.54%	Ellsworth	12.58%	Kingston	10.27%	Northwood	9.63%	Thornton	9.09%	<i>Atkinson and Gilmanton</i>	
Belmont	12.78%	Enfield	12.53%	Laconia	13.34%	Nottingham	13.57%	Tilton	9.82%	<i>Academy Grant</i>	
Bennington	10.11%	Epping	10.51%	Lancaster	9.76%	Orange	8.66%	Troy	13.97%	<i>Bean's Grant</i>	
Benton	11.08%	Epsom	9.77%	Landaff	10.25%	Orford	9.94%	Tuftonboro	13.10%	<i>Bean's Purchase</i>	
Berlin	10.55%	Errol	10.05%	Langdon	8.46%	Ossipee	9.26%	Unity	7.99%	<i>Cambridge</i>	
Bethlehem	9.55%	Exeter	13.71%	Lebanon	11.60%	Pelham	13.42%	Wakefield	9.90%	<i>Chandler's Purchase</i>	
Boscawen	11.10%	Farmington	8.38%	Lee	12.28%	Pembroke	9.67%	Walpole	8.28%	<i>Crawford's Purchase</i>	
Bow	13.18%	Fitzwilliam	8.76%	Lempster	9.95%	Peterborough	12.40%	Warner	9.32%	<i>Cutt's Grant</i>	
Bradford	9.32%	Francestown	10.29%	Lincoln	11.83%	Piermont	9.94%	Warren	9.22%	<i>Dix's Grant</i>	
Brentwood	13.71%	Franconia	14.30%	Lisbon	10.25%	Pittsburg	8.21%	Washington	8.48%	<i>Dixville</i>	
Bridgewater	11.57%	Franklin	7.31%	Litchfield	12.45%	Pittsfield	9.31%	Waterville Valley	11.83%	<i>Erving's Location</i>	
Bristol	11.57%	Freedom	15.52%	Littleton	7.55%	Plainfield	11.60%	Weare	10.94%	<i>Green's Grant</i>	
Brookfield	10.68%	Fremont	13.36%	Londonderry	13.41%	Plaistow	11.73%	Webster	11.10%	<i>Hadley's Purchase</i>	
Brookline	9.55%	Gilford	13.43%	Loudon	10.82%	Plymouth	11.57%	Wentworth	9.22%	<i>Kilkenny</i>	
Campton	12.58%	Gilmanton	11.25%	Lyman	10.25%	Portsmouth	14.00%	Westmoreland	8.55%	<i>Livermore</i>	
Canaan	8.66%	Gilsun	8.46%	Lyme	9.94%	Randolph	9.69%	Whitefield	8.49%	<i>Low and Burbank's Grant</i>	
Candia	11.84%	Goffstown	11.86%	Lyndeborough	9.07%	Raymond	9.86%	Wilmot	9.60%	<i>Martin's Location</i>	
Canterbury	8.36%	Gorham	13.13%	Madbury	12.28%	Richmond	10.12%	Wilton	10.50%	<i>Millsfield</i>	
Carroll	9.69%	Goshen	9.95%	Madison	12.31%	Rindge	8.76%	Winchester	10.12%	<i>Odell</i>	
Center Harbor	14.71%	Grafton	8.66%	Manchester	11.78%	Rochester	10.06%	Windham	13.51%	<i>Pinkham's Grant</i>	
Charlestown	7.99%	Grantham	14.37%	Marlborough	13.97%	Rollinsford	10.55%	Windsor	8.48%	<i>Sargent's Purchase</i>	
Chatham	12.36%	Greenfield	10.29%	Marlow	8.46%	Roxbury	10.09%	Wolfeboro	14.27%	<i>Second College Grant</i>	
Chester	16.11%	Greenland	10.62%	Mason	9.80%	Rumney	10.03%	Woodstock	9.09%	<i>Success</i>	
Chesterfield	9.91%	Greenville	9.80%	Meredith	14.76%	Rye	14.42%			<i>Thompson and Meserves</i>	
Chichester	9.31%	Groton	10.03%	Merrimack	11.02%	Salem	12.93%			<i>Purchase</i>	
Claremont	7.99%	Hale's Location	14.64%	Middleton	9.30%	Salisbury	13.72%			<i>Wentworth's Location</i>	
Clarksville	8.21%	Hampstead	16.80%	Milan	10.05%	Sanbornton	12.64%				
Colebrook	12.33%	Hampton	13.50%	Milford	12.52%	Sandown	10.22%				
Columbia	12.33%	Hampton Falls	11.88%	Milton	10.69%	Sandwich	13.54%				
Concord	11.10%	Hancock	12.37%	Monroe	8.10%	Seabrook	10.30%				
Conway	12.36%	Hanover	14.71%	Mont Vernon	9.07%	Sharon	12.40%				
Cornish	7.99%	Harrisville	10.22%	Moultonborough	13.54%	Shelburne	13.13%				
Croydon	7.99%	Hart's Location	14.64%	Nashua	11.22%	Somersworth	10.34%				



Point32Health
Foundation

In partnership with
Harvard Pilgrim
Health Care
a Point32Health company

Percentage of Male Medicare Beneficiaries Age 65+ Years with Prostate Cancer (Ranked)

Hampstead	16.80%	Gorham	13.13%	Sutton	11.55%	Surry	10.09%	Mont Vernon	9.07%	Manchester	
New Castle	16.31%	Shelburne	13.13%	Dover	11.51%	Rochester	10.06%	New Ipswich	8.87%	Manchester: North	14.07%
Chester	16.11%	Atkinson	13.10%	Newmarket	11.36%	Dummer	10.05%	Barnstead	8.82%	Manchester: East	11.99%
Eaton	15.52%	Tuftonboro	13.10%	Hopkinton	11.27%	Errol	10.05%	Fitzwilliam	8.76%	Manchester: West	11.92%
Freedom	15.52%	Salem	12.93%	Gilmanton	11.25%	Milan	10.05%	Rindge	8.76%	Manchester: South	11.30%
Hollis	15.05%	Alton	12.83%	Newton	11.24%	Dorchester	10.03%	Canaan	8.66%	Central Manchester	9.60%
Meredith	14.76%	East Kingston	12.79%	Nashua	11.22%	Groton	10.03%	Grafton	8.66%		
New Hampton	14.76%	South Hampton	12.79%	Boscawen	11.10%	Hebron	10.03%	Orange	8.66%	Nashua	
Center Harbor	14.71%	Belmont	12.78%	Concord	11.10%	Rumney	10.03%	Westmoreland	8.55%	Nashua: Zip 03062	12.87%
Hanover	14.71%	Danbury	12.64%	Webster	11.10%	Goshen	9.95%	Dalton	8.49%	Nashua: Zip 03064	10.84%
Bartlett	14.64%	Hill	12.64%	Benton	11.08%	Lempster	9.95%	Whitefield	8.49%	Nashua: Zip 03063	10.64%
Hale's Location	14.64%	Sanbornton	12.64%	Haverhill	11.08%	Sunapee	9.95%	Deering	8.48%	Nashua: Zip 03060	9.62%
Hart's Location	14.64%	Campton	12.58%	Danville	11.07%	Lyme	9.94%	Hillsborough	8.48%		
Jackson	14.64%	Ellsworth	12.58%	Merrimack	11.02%	Orford	9.94%	Washington	8.48%		
Bedford	14.54%	Enfield	12.53%	Dunbarton	10.94%	Piermont	9.94%	Windsor	8.48%		
Amherst	14.46%	Milford	12.52%	Weare	10.94%	Chesterfield	9.91%	Acworth	8.46%		
Rye	14.42%	Litchfield	12.45%	Newfields	10.88%	Effingham	9.90%	Alstead	8.46%	Unincorporated Places	
Grantham	14.37%	Peterborough	12.40%	Stratham	10.88%	Wakefield	9.90%	Gilsum	8.46%	<i>Atkinson and Gilmanton</i>	
Easton	14.30%	Sharon	12.40%	Loudon	10.82%	Raymond	9.86%	Langdon	8.46%	<i>Academy Grant</i>	
Franconia	14.30%	Hancock	12.37%	Hudson	10.72%	Northfield	9.82%	Marlow	8.46%	<i>Bean's Grant</i>	
Sugar Hill	14.30%	Chatham	12.36%	Milton	10.69%	Tilton	9.82%	Farmington	8.38%	<i>Bean's Purchase</i>	
Wolfeboro	14.27%	Conway	12.36%	Brookfield	10.68%	Greenville	9.80%	Canterbury	8.36%	<i>Cambridge</i>	
Portsmouth	14.00%	Auburn	12.35%	Greenland	10.62%	Mason	9.80%	Croydon	8.28%	<i>Chandler's Purchase</i>	
Dublin	13.97%	Colebrook	12.33%	Newington	10.62%	Epsom	9.77%	Clarksville	8.21%	<i>Crawford's Purchase</i>	
Marlborough	13.97%	Columbia	12.33%	Berlin	10.55%	Lancaster	9.76%	Pittsburg	8.21%	<i>Cutt's Grant</i>	
Troy	13.97%	Stewartstown	12.33%	Rollinsford	10.55%	Carroll	9.69%	Bath	8.10%	<i>Dix's Grant</i>	
North Hampton	13.74%	Stratford	12.33%	Epping	10.51%	Jefferson	9.69%	Monroe	8.10%	<i>Dixville</i>	
New London	13.73%	Madison	12.31%	Wilton	10.50%	Randolph	9.69%	Northumberland	8.03%	<i>Erving's Location</i>	
Andover	13.72%	Lee	12.28%	Somersworth	10.34%	Allenstown	9.67%	Stark	8.03%	<i>Green's Grant</i>	
Salisbury	13.72%	Madbury	12.28%	Seabrook	10.30%	Pembroke	9.67%	Charlestown	7.99%	<i>Hadley's Purchase</i>	
Brentwood	13.71%	Albany	12.24%	Francestown	10.29%	Northwood	9.63%	Claremont	7.99%	<i>Kilkenny</i>	
Exeter	13.71%	Henniker	12.05%	Greenfield	10.29%	Springfield	9.60%	Cornish	7.99%	<i>Livermore</i>	
Kensington	13.71%	Hampton Falls	11.88%	Temple	10.29%	Wilmot	9.60%	Croydon	7.99%	<i>Low and Burbank's Grant</i>	
Ashland	13.62%	Goffstown	11.86%	Kingston	10.27%	Brookline	9.55%	Newport	7.99%	<i>Martin's Location</i>	
Holderness	13.62%	Candia	11.84%	Landaff	10.25%	Bethlehem	9.55%	Unity	7.99%	<i>Millsfield</i>	
Nottingham	13.57%	Lincoln	11.83%	Lisbon	10.25%	Barrington	9.41%	Tamworth	7.77%	<i>Odell</i>	
Durham	13.56%	Waterville Valley	11.83%	Lyman	10.25%	Bradford	9.32%	Hinsdale	7.75%	<i>Pinkham's Grant</i>	
Moultonborough	13.54%	Manchester	11.78%	Harrisville	10.22%	Warner	9.32%	Littleton	7.55%	<i>Sargent's Purchase</i>	
Sandwich	13.54%	Plaistow	11.73%	Nelson	10.22%	Chichester	9.31%	Franklin	7.31%	<i>Second College Grant</i>	
Windham	13.51%	Jaffrey	11.66%	Stoddard	10.22%	Pittsfield	9.31%			<i>Success</i>	
Hampton	13.50%	New Boston	11.65%	Sandown	10.22%	Middleton	9.30%			<i>Thompson and Meserves</i>	
Gilford	13.43%	Lebanon	11.60%	Richmond	10.12%	New Durham	9.30%			<i>Purchase</i>	
Pelham	13.42%	Plainfield	11.60%	Swanzey	10.12%	Ossipee	9.26%			<i>Wentworth's Location</i>	
Londonderry	13.41%	Hooksett	11.60%	Winchester	10.12%	Derry	9.24%				
Fremont	13.36%	Alexandria	11.57%	Antrim	10.11%	Warren	9.22%				
Laconia	13.34%	Bridgewater	11.57%	Bennington	10.11%	Wentworth	9.22%				
Bow	13.18%	Bristol	11.57%	Keene	10.09%	Thornton	9.09%				
Deerfield	13.18%	Plymouth	11.57%	Roxbury	10.09%	Woodstock	9.09%				
Strafford	13.17%	Newbury	11.55%	Sullivan	10.09%	Lyndeborough	9.07%				

Questions ? Beth.Dugan@umb.edu