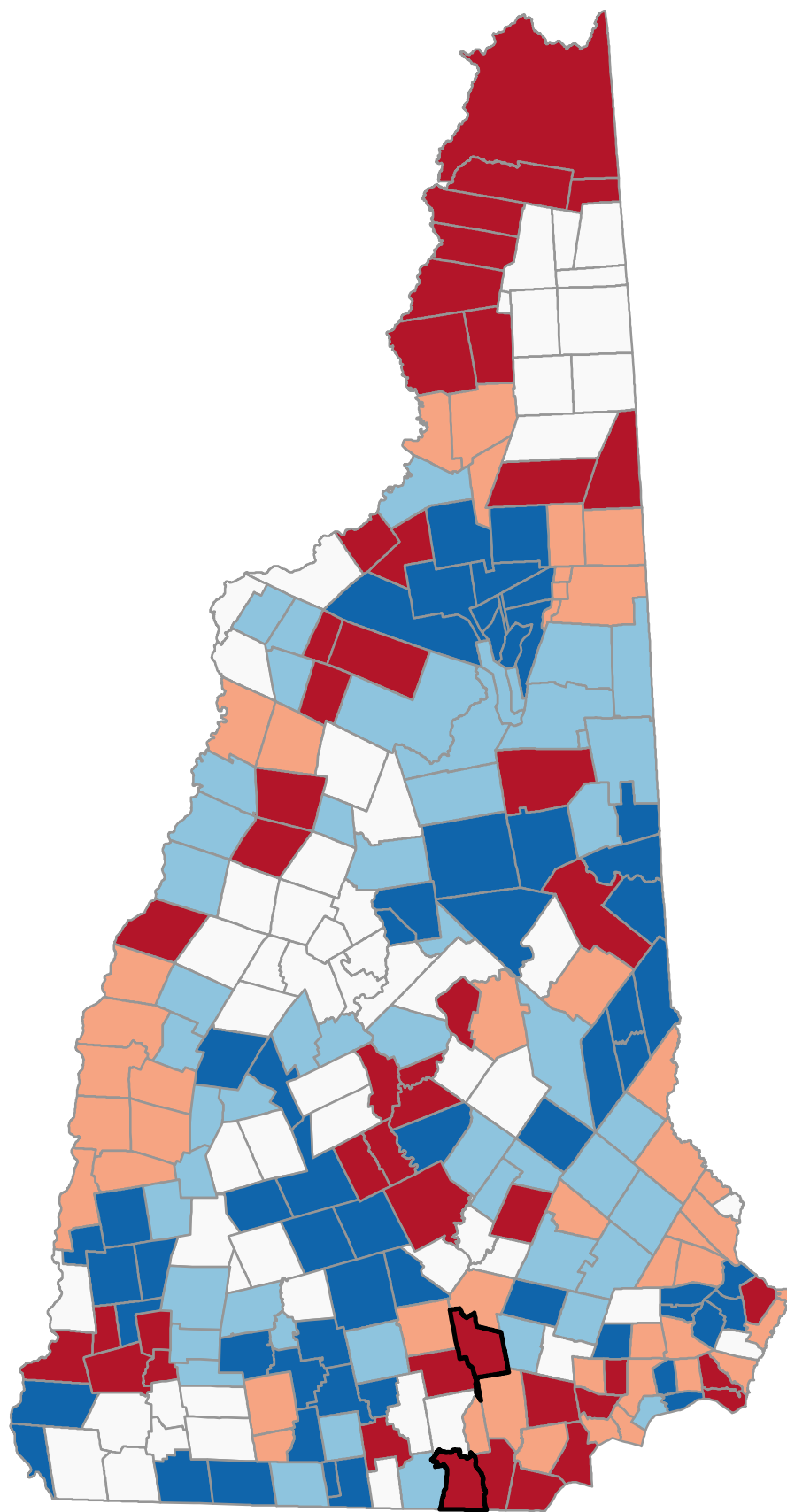
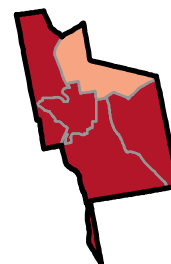


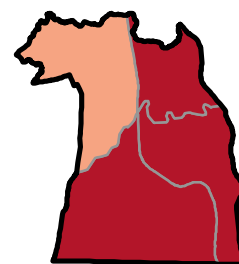
Percentage of Medicare Beneficiaries Age 65+ Years with Stroke



*Neighborhood values
in NH cities*



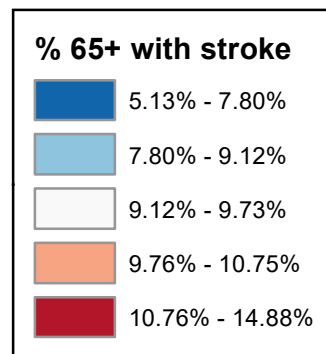
Manchester



Nashua

State Average: 10.01%

Source: CMS, 2020-2021



Percentage of Medicare Beneficiaries Age 65+ Years with Stroke

Acworth	7.13%	Dalton	12.22%	Haverhill	10.38%	Nelson	8.70%	South Hampton	7.77%	Manchester	
Albany	10.82%	Danbury	8.05%	Hebron	9.21%	New Boston	8.78%	Springfield	5.62%	Central Manchester	12.62%
Alexandria	9.67%	Danville	11.11%	Henniker	5.64%	New Castle	10.54%	Stark	10.70%	Manchester: West	11.61%
Allenstown	9.44%	Deerfield	8.44%	Hill	8.05%	New Durham	6.77%	Stewartstown	11.51%	Manchester: South	11.95%
Alstead	7.13%	Deering	9.28%	Hillsborough	9.28%	New Hampton	9.44%	Stoddard	8.70%	Manchester: North	10.57%
Alton	8.60%	Derry	11.88%	Hinsdale	7.33%	New Ipswich	8.97%	Strafford	9.03%	Manchester: East	11.16%
Amherst	9.50%	Dorchester	9.21%	Holderness	6.97%	New London	8.59%	Stratford	11.51%		
Andover	9.56%	Dover	10.37%	Hollis	8.52%	Newbury	9.42%	Stratham	7.73%	Nashua	
Antrim	7.98%	Dublin	9.38%	Hooksett	9.90%	Newfields	7.73%	Sugar Hill	11.02%	Nashua: Zip 03060	12.81%
Ashland	6.97%	Dummer	9.73%	Hopkinton	7.57%	Newington	6.28%	Sullivan	11.82%	Nashua: Zip 03062	12.47%
Atkinson	10.47%	Dunbarton	7.43%	Hudson	11.27%	Newmarket	7.35%	Sunapee	8.32%	Nashua: Zip 03063	10.34%
Auburn	8.54%	Durham	10.46%	Jackson	8.00%	Newport	9.76%	Surry	11.82%	Nashua: Zip 03064	11.25%
Barnstead	6.34%	East Kingston	7.77%	Jaffrey	9.13%	Newton	8.73%	Sutton	9.42%		
Barrington	8.92%	Easton	11.02%	Jefferson	7.80%	North Hampton	9.64%	Swanzy	9.52%		
Bartlett	8.00%	Eaton	5.70%	Keene	11.82%	Northfield	12.71%	Tamworth	7.76%		
Bath	9.33%	Effingham	5.13%	Kensington	10.57%	Northumberland	10.70%	Temple	7.28%	Unincorporated Places	
Bedford	10.78%	Enfield	8.77%	Kingston	10.46%	Northwood	9.81%	Thornton	9.46%	<i>Atkinson and Gilmanton</i>	
Belmont	9.31%	Enfield	8.14%	Laconia	11.56%	Nottingham	8.04%	Tilton	12.71%	<i>Academy Grant</i>	
Bennington	7.98%	Epping	9.65%	Lancaster	8.89%	Orange	9.19%	Troy	9.38%	<i>Bean's Grant</i>	
Benton	10.38%	Epsom	11.45%	Landaff	8.39%	Orford	8.19%	Tuftonboro	9.61%	<i>Bean's Purchase</i>	
Berlin	14.88%	Errol	9.73%	Langdon	7.13%	Ossipee	10.77%	Unity	9.76%	<i>Cambridge</i>	
Bethlehem	6.42%	Exeter	10.57%	Lebanon	10.66%	Pelham	10.76%	Wakefield	5.13%	<i>Chandler's Purchase</i>	
Boscawen	11.61%	Farmington	8.95%	Lee	9.94%	Pembroke	9.44%	Walpole	9.43%	<i>Crawford's Purchase</i>	
Bow	9.32%	Fitzwilliam	7.78%	Lempster	8.32%	Peterborough	10.63%	Warner	7.69%	<i>Cutt's Grant</i>	
Bradford	7.69%	Francestown	7.28%	Lincoln	8.19%	Piermont	8.19%	Warren	12.90%	<i>Dix's Grant</i>	
Brentwood	10.57%	Franconia	11.02%	Lisbon	8.39%	Pittsburg	11.83%	Washington	9.28%	<i>Dixville</i>	
Bridgewater	9.67%	Franklin	11.00%	Litchfield	10.50%	Pittsfield	9.12%	Waterville Valley	8.19%	<i>Erving's Location</i>	
Bristol	9.67%	Freedom	5.70%	Littleton	9.30%	Plainfield	10.66%	Weare	7.43%	<i>Green's Grant</i>	
Brookfield	6.87%	Fremont	7.11%	Londonderry	9.92%	Plaistow	10.75%	Webster	11.61%	<i>Hadley's Purchase</i>	
Brookline	9.44%	Gilford	10.64%	Loudon	7.93%	Plymouth	9.67%	Wentworth	12.90%	<i>Kilkenny</i>	
Campton	8.77%	Gilmanton	9.53%	Lyman	8.39%	Portsmouth	10.90%	Westmoreland	10.82%	<i>Livermore</i>	
Canaan	9.19%	Gilsun	7.13%	Lyme	8.19%	Randolph	7.80%	Whitefield	12.22%	<i>Low and Burbank's Grant</i>	
Candia	7.14%	Goffstown	10.71%	Lyndeborough	7.26%	Raymond	9.03%	Wilmot	5.62%	<i>Martin's Location</i>	
Canterbury	6.52%	Gorham	10.46%	Madbury	9.94%	Richmond	9.52%	Wilton	8.84%	<i>Millsfield</i>	
Carroll	7.80%	Goshen	8.32%	Madison	8.91%	Rindge	7.78%	Winchester	9.52%	<i>Odell</i>	
Center Harbor	7.80%	Grafton	9.19%	Manchester	11.58%	Rochester	9.76%	Windham	10.11%	<i>Pinkham's Grant</i>	
Charlestown	9.76%	Grantham	8.33%	Marlborough	9.38%	Rollinsford	9.60%	Windsor	9.28%	<i>Sargent's Purchase</i>	
Chatham	8.89%	Greenfield	7.28%	Marlow	7.13%	Roxbury	11.82%	Wolfeboro	10.42%	<i>Second College Grant</i>	
Chester	9.12%	Greenland	6.28%	Mason	7.61%	Rumney	9.21%	Woodstock	9.46%	<i>Success</i>	
Chesterfield	7.26%	Greenville	7.61%	Meredith	9.44%	Rye	10.01%			<i>Thompson and Meserves</i>	
Chichester	9.12%	Groton	9.21%	Merrimack	9.14%	Salem	11.23%			<i>Purchase</i>	
Claremont	9.76%	Hale's Location	8.00%	Middleton	6.77%	Salisbury	9.56%			<i>Wentworth's Location</i>	
Clarksville	11.83%	Hampstead	10.89%	Milan	9.73%	Sanbornton	8.05%				
Colebrook	11.51%	Hampton	9.76%	Milford	12.33%	Sandown	9.97%				
Columbia	11.51%	Hampton Falls	12.87%	Milton	9.77%	Sandwich	7.11%				
Concord	11.61%	Hancock	5.30%	Monroe	9.33%	Seabrook	11.69%				
Conway	8.89%	Hanover	10.80%	Mont Vernon	7.26%	Sharon	10.63%				
Cornish	9.76%	Harrisville	8.70%	Moultonborough	7.11%	Shelburne	10.46%				
Croydon	9.76%	Hart's Location	8.00%	Nashua	11.94%	Somersworth	9.77%				



Point32Health
Foundation

In partnership with
Harvard Pilgrim
Health Care
a Point32Health company

Percentage of Medicare Beneficiaries Age 65+ Years with Stroke (Ranked)

Berlin	14.88%	Gilford	10.64%	Richmond	9.52%	Campton	8.77%	Mason	7.61%	Manchester	
Warren	12.90%	Peterborough	10.63%	Swanzy	9.52%	Ellsworth	8.77%	Hopkinton	7.57%	Central Manchester	12.62%
Wentworth	12.90%	Sharon	10.63%	Winchester	9.52%	Newton	8.73%	Dunbarton	7.43%	Manchester: South	11.95%
Hampton Falls	12.87%	Brentwood	10.57%	Amherst	9.50%	Harrisville	8.70%	Weare	7.43%	Manchester: West	11.61%
Northfield	12.71%	Exeter	10.57%	Thornton	9.46%	Nelson	8.70%	Newmarket	7.35%	Manchester: East	11.16%
Tilton	12.71%	Kensington	10.57%	Woodstock	9.46%	Stoddard	8.70%	Hinsdale	7.33%	Manchester: North	10.57%
Milford	12.33%	New Castle	10.54%	Brookline	9.44%	Alton	8.60%	Fracestown	7.28%		
Dalton	12.22%	Litchfield	10.50%	Meredith	9.44%	New London	8.59%	Greenfield	7.28%	Nashua	
Whitefield	12.22%	Atkinson	10.47%	New Hampton	9.44%	Auburn	8.54%	Temple	7.28%	Nashua: Zip 03060	12.81%
Nashua	11.94%	Kingston	10.46%	Allenstown	9.44%	Hollis	8.52%	Chesterfield	7.26%	Nashua: Zip 03062	12.47%
Derry	11.88%	Gorham	10.46%	Pembroke	9.44%	Deerfield	8.44%	Lyndeborough	7.26%	Nashua: Zip 03064	11.25%
Clarksville	11.83%	Shelburne	10.46%	Walpole	9.43%	Landaff	8.39%	Mont Vernon	7.26%	Nashua: Zip 03063	10.34%
Pittsburg	11.83%	Durham	10.46%	Newbury	9.42%	Lisbon	8.39%	Candia	7.14%		
Keene	11.82%	Wolfeboro	10.42%	Sutton	9.42%	Lyman	8.39%	Acworth	7.13%		
Roxbury	11.82%	Benton	10.38%	Dublin	9.38%	Grantham	8.33%	Alstead	7.13%		
Sullivan	11.82%	Haverhill	10.38%	Marlborough	9.38%	Goshen	8.32%	Gilsum	7.13%		
Surry	11.82%	Dover	10.37%	Troy	9.38%	Lempster	8.32%	Langdon	7.13%	Unincorporated Places	
Seabrook	11.69%	Windham	10.11%	Bath	9.33%	Sunapee	8.32%	Marlow	7.13%	<i>Atkinson and Gilmanton</i>	
Boscawen	11.61%	Rye	10.01%	Monroe	9.33%	Lincoln	8.19%	Moultonborough	7.11%	<i>Academy Grant</i>	
Concord	11.61%	Sandown	9.97%	Bow	9.32%	Waterville Valley	8.19%	Sandwich	7.11%	<i>Bean's Grant</i>	
Webster	11.61%	Lee	9.94%	Belmont	9.31%	Lyme	8.19%	Fremont	7.11%	<i>Bean's Purchase</i>	
Manchester	11.58%	Madbury	9.94%	Littleton	9.30%	Orford	8.19%	Ashland	6.97%	<i>Cambridge</i>	
Laconia	11.56%	Londonderry	9.92%	Deering	9.28%	Piermont	8.19%	Freedom	6.97%	<i>Chandler's Purchase</i>	
Colebrook	11.51%	Hooksett	9.90%	Hillsborough	9.28%	Enfield	8.14%	Brookfield	6.87%	<i>Crawford's Purchase</i>	
Columbia	11.51%	Northwood	9.81%	Washington	9.28%	Danbury	8.05%	Middleton	6.77%	<i>Cutt's Grant</i>	
Stewartstown	11.51%	Milton	9.77%	Windsor	9.28%	Hill	8.05%	New Durham	6.77%	<i>Dix's Grant</i>	
Stratford	11.51%	Somersworth	9.77%	Dorchester	9.21%	Sanbornton	8.05%	Canterbury	6.52%	<i>Dixville</i>	
Epsom	11.45%	Charlestown	9.76%	Groton	9.21%	Nottingham	8.04%	Bethlehem	6.42%	<i>Erving's Location</i>	
Hudson	11.27%	Claremont	9.76%	Hebron	9.21%	Bartlett	8.00%	Barnstead	6.34%	<i>Green's Grant</i>	
Salem	11.23%	Cornish	9.76%	Rumney	9.21%	Hale's Location	8.00%	Greenland	6.28%	<i>Hadley's Purchase</i>	
Danville	11.11%	Croydon	9.76%	Canaan	9.19%	Hart's Location	8.00%	Newington	6.28%	<i>Kilkenny</i>	
Easton	11.02%	Newport	9.76%	Grafton	9.19%	Jackson	8.00%	Eaton	5.70%	<i>Livermore</i>	
Franconia	11.02%	Unity	9.76%	Orange	9.19%	Antrim	7.98%	Freedom	5.70%	<i>Low and Burbank's Grant</i>	
Sugar Hill	11.02%	Hampton	9.76%	Merrimack	9.14%	Bennington	7.98%	Henniker	5.64%	<i>Martin's Location</i>	
Franklin	11.00%	Rochester	9.76%	Jaffrey	9.13%	Loudon	7.93%	Springfield	5.62%	<i>Millsfield</i>	
Portsmouth	10.90%	Dummer	9.73%	Chester	9.12%	Center Harbor	7.80%	Wilmot	5.62%	<i>Odell</i>	
Hampstead	10.89%	Errol	9.73%	Chichester	9.12%	Carroll	7.80%	Hancock	5.30%	<i>Pinkham's Grant</i>	
Albany	10.82%	Milan	9.73%	Pittsfield	9.12%	Jefferson	7.80%	Effingham	5.13%	<i>Sargent's Purchase</i>	
Westmoreland	10.82%	Alexandria	9.67%	Raymond	9.03%	Randolph	7.80%	Wakefield	5.13%	<i>Second College Grant</i>	
Hanover	10.80%	Bridgewater	9.67%	Strafford	9.03%	Fitzwilliam	7.78%			<i>Success</i>	
Bedford	10.78%	Bristol	9.67%	New Ipswich	8.97%	Rindge	7.78%			<i>Thompson and Meserves</i>	
Ossipee	10.77%	Plymouth	9.67%	Farmington	8.95%	East Kingston	7.77%			<i>Purchase</i>	
Pelham	10.76%	Epping	9.65%	Barrington	8.92%	South Hampton	7.77%			<i>Wentworth's Location</i>	
Plaistow	10.75%	North Hampton	9.64%	Madison	8.91%	Tamworth	7.76%				
Goffstown	10.71%	Tuftonboro	9.61%	Lancaster	8.89%	Newfields	7.73%				
Northumberland	10.70%	Rollinsford	9.60%	Chatham	8.89%	Stratham	7.73%				
Stark	10.70%	Andover	9.56%	Conway	8.89%	Bradford	7.69%				
Lebanon	10.66%	Salisbury	9.56%	Wilton	8.84%	Warner	7.69%				
Plainfield	10.66%	Gilmanton	9.53%	New Boston	8.78%	Greenville	7.61%				