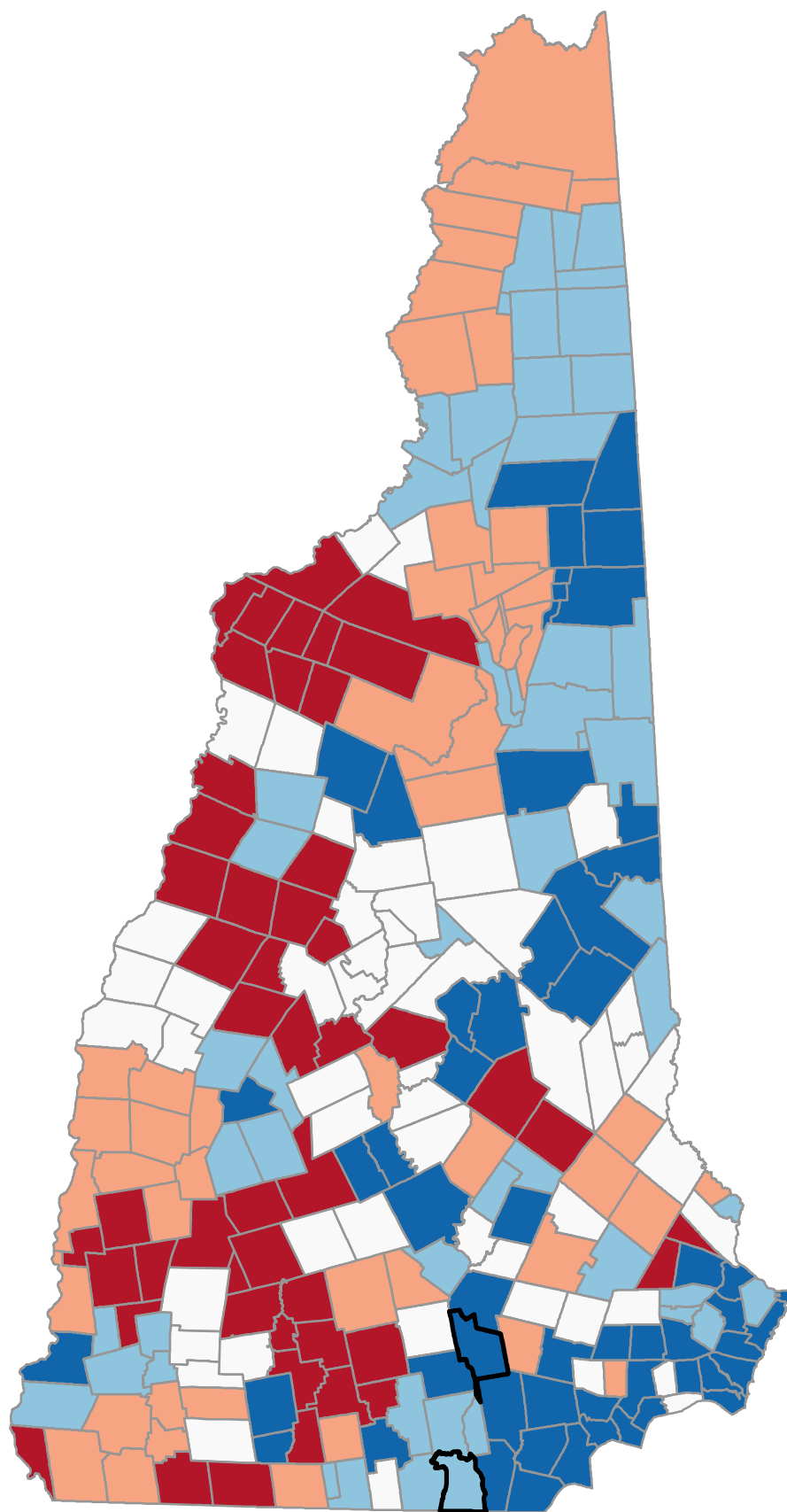
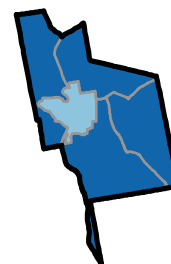


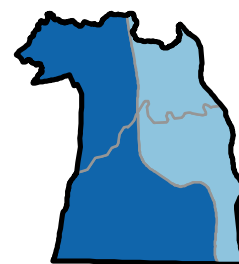
# Percentage of Medicare Beneficiaries Age 65+ Years with Zero Chronic Conditions



Neighborhood values  
in NH cities



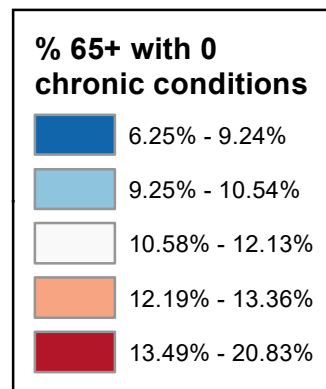
Manchester



Nashua

**State Average: 10.15%**

Source: CMS, 2020-2021



## Percentage of Medicare Beneficiaries Age 65+ Years with Zero Chronic Conditions

Acworth	17.28%	Dalton	10.58%	Haverhill	10.64%	Nelson	12.11%	South Hampton	11.47%	<b>Manchester</b>	
Albany	8.87%	Danbury	14.45%	Hebron	13.53%	New Boston	13.74%	Springfield	10.32%	Central Manchester	10.30%
Alexandria	12.13%	Danville	12.25%	Henniker	11.19%	New Castle	7.26%	Stark	9.91%	Manchester: West	8.67%
Allenstown	10.61%	Deerfield	12.60%	Hill	14.45%	New Durham	11.82%	Stewartstown	12.88%	Manchester: South	9.23%
Alstead	17.28%	Deering	13.92%	Hillsborough	13.92%	New Hampton	10.93%	Stoddard	12.11%	Manchester: North	8.64%
Alton	10.68%	Derry	9.19%	Hinsdale	14.49%	New Ipswich	12.93%	Stratford	12.53%	Manchester: East	8.93%
Amherst	9.54%	Dorchester	13.53%	Holderness	10.83%	New London	7.44%	Stratford	12.88%		
Andover	11.43%	Dover	11.81%	Hollis	9.86%	Newbury	10.17%	Stratham	10.35%	<b>Nashua</b>	
Antrim	13.74%	Dublin	12.77%	Hooksett	8.57%	Newfields	10.35%	Sugar Hill	13.61%	Nashua: Zip 03060	10.01%
Ashland	10.83%	Dummer	10.51%	Hopkinton	10.94%	Newington	8.95%	Sullivan	9.46%	Nashua: Zip 03062	8.64%
Atkinson	6.85%	Dunbarton	12.19%	Hudson	7.26%	Newmarket	10.31%	Sunapee	13.28%	Nashua: Zip 03063	9.14%
Auburn	13.36%	Durham	8.61%	Jackson	9.88%	Newport	12.27%	Surry	9.46%	Nashua: Zip 03064	9.57%
Barnstead	13.72%	East Kingston	11.47%	Jaffrey	10.98%	Newton	7.81%	Sutton	10.17%		
Barrington	12.26%	Easton	13.61%	Jefferson	12.91%	North Hampton	8.77%	Swanzy	12.59%		
Bartlett	9.88%	Eaton	8.60%	Keene	9.46%	Northfield	10.77%	Tamworth	9.33%		
Bath	14.72%	Effingham	10.06%	Kensington	8.35%	Northumberland	9.91%	Temple	14.89%	<b>Unincorporated Places</b>	
Bedford	7.36%	Ellsworth	11.70%	Kingston	8.82%	Northwood	11.27%	Thornton	9.24%	<i>Atkinson and Gilmanton</i>	
Belmont	8.49%	Enfield	10.99%	Laconia	8.87%	Nottingham	9.55%	Tilton	10.77%	<i>Academy Grant</i>	
Bennington	13.74%	Epping	12.06%	Lancaster	10.02%	Orange	14.81%	Troy	12.77%	<i>Bean's Grant</i>	
Benton	10.64%	Epsom	8.47%	Landaff	18.07%	Orford	14.77%	Tuftonboro	8.66%	<i>Bean's Purchase</i>	
Berlin	7.61%	Errol	10.51%	Langdon	17.28%	Ossipee	8.24%	Unity	12.27%	<i>Cambridge</i>	
Bethlehem	20.83%	Exeter	8.35%	Lebanon	10.93%	Pelham	6.84%	Wakefield	10.06%	<i>Chandler's Purchase</i>	
Boscawen	8.84%	Farmington	12.87%	Lee	14.55%	Pembroke	10.61%	Walpole	12.72%	<i>Crawford's Purchase</i>	
Bow	10.41%	Fitzwilliam	15.39%	Lempster	13.28%	Peterborough	8.07%	Warner	13.82%	<i>Cutt's Grant</i>	
Bradford	13.82%	Francestown	14.89%	Lincoln	12.82%	Piermont	14.77%	Warren	10.54%	<i>Dix's Grant</i>	
Brentwood	8.35%	Franconia	13.61%	Lisbon	18.07%	Pittsburg	13.36%	Washington	13.92%	<i>Dixville</i>	
Bridgewater	12.13%	Franklin	13.22%	Litchfield	9.72%	Pittsfield	9.95%	Waterville Valley	12.82%	<i>Erving's Location</i>	
Bristol	12.13%	Freedom	8.60%	Littleton	14.29%	Plainfield	10.93%	Weare	12.19%	<i>Green's Grant</i>	
Brookfield	11.68%	Fremont	7.90%	Londonderry	8.52%	Plaistow	6.99%	Webster	8.84%	<i>Hadley's Purchase</i>	
Brookline	10.74%	Gilford	8.69%	Loudon	13.08%	Plymouth	12.13%	Wentworth	10.54%	<i>Kilkenny</i>	
Campton	11.70%	Gilmanton	15.47%	Lyman	18.07%	Portsmouth	10.21%	Westmoreland	7.95%	<i>Livermore</i>	
Canaan	14.81%	Gilsum	17.28%	Lyme	14.77%	Randolph	12.91%	Whitefield	10.58%	<i>Low and Burbank's Grant</i>	
Candia	12.03%	Goffstown	10.69%	Lyndeborough	13.49%	Raymond	11.69%	Wilmot	10.32%	<i>Martin's Location</i>	
Canterbury	10.87%	Gorham	9.24%	Madbury	14.55%	Richmond	12.59%	Wilton	13.08%	<i>Millsfield</i>	
Carroll	12.91%	Goshen	13.28%	Madison	12.03%	Rindge	15.39%	Winchester	12.59%	<i>Odell</i>	
Center Harbor	10.03%	Grafton	14.81%	Manchester	9.11%	Rochester	10.95%	Windham	7.79%	<i>Pinkham's Grant</i>	
Charlestown	12.27%	Grantham	11.88%	Marlborough	12.77%	Rollinsford	10.49%	Windsor	13.92%	<i>Sargent's Purchase</i>	
Chatham	9.37%	Greenfield	14.89%	Marlow	17.28%	Roxbury	9.46%	Wolfeboro	8.22%	<i>Second College Grant</i>	
Chester	7.48%	Greenland	8.95%	Mason	10.25%	Rumney	13.53%	Woodstock	9.24%	<i>Success</i>	
Chesterfield	10.50%	Greenville	10.25%	Meredith	10.93%	Rye	7.56%			<i>Thompson and Meserves</i>	
Chichester	9.95%	Groton	13.53%	Merrimack	9.69%	Salem	6.25%			<i>Purchase</i>	
Claremont	12.27%	Hale's Location	9.88%	Middleton	11.82%	Salisbury	11.43%			<i>Wentworth's Location</i>	
Clarksville	13.36%	Hampstead	6.89%	Milan	10.51%	Sanbornton	14.45%				
Colebrook	12.88%	Hampton	8.49%	Milford	8.82%	Sandown	11.09%				
Columbia	12.88%	Hampton Falls	8.43%	Milton	11.23%	Sandwich	11.81%				
Concord	8.84%	Hancock	11.46%	Monroe	14.72%	Seabrook	6.71%				
Conway	9.37%	Hanover	10.76%	Mont Vernon	13.49%	Sharon	8.07%				
Cornish	12.27%	Harrisville	12.11%	Moultonborough	11.81%	Shelburne	9.24%				
Croydon	12.27%	Hart's Location	9.88%	Nashua	9.25%	Somersworth	12.77%				



Point32Health  
Foundation

In partnership with  
Harvard Pilgrim  
Health Care  
a Point32Health company

## Percentage of Medicare Beneficiaries Age 65+ Years with Zero Chronic Conditions (Ranked)

Bethlehem	20.83%	Clarksville	13.36%	Madison	12.03%	Rollinsford	10.49%	Webster	8.84%	<b>Manchester</b>	
Landaff	18.07%	Pittsburg	13.36%	Grantham	11.88%	Bow	10.41%	Milford	8.82%	Central Manchester	10.30%
Lisbon	18.07%	Auburn	13.36%	Middleton	11.82%	Newfields	10.35%	Kingston	8.82%	Manchester: South	9.23%
Lyman	18.07%	Goshen	13.28%	New Durham	11.82%	Stratham	10.35%	North Hampton	8.77%	Manchester: East	8.93%
Acworth	17.28%	Lempster	13.28%	Dover	11.81%	Springfield	10.32%	Gilford	8.69%	Manchester: West	8.67%
Alstead	17.28%	Sunapee	13.28%	Moultonborough	11.81%	Wilmot	10.32%	Tuftonboro	8.66%	Manchester: North	8.64%
Gilsum	17.28%	Franklin	13.22%	Sandwich	11.81%	Newmarket	10.31%	Durham	8.61%		
Langdon	17.28%	Loudon	13.08%	Campton	11.70%	Greenville	10.25%	Eaton	8.60%	<b>Nashua</b>	
Marlow	17.28%	Wilton	13.08%	Ellsworth	11.70%	Mason	10.25%	Freedom	8.60%	Nashua: Zip 03060	10.01%
Gilmanton	15.47%	New Ipswich	12.93%	Raymond	11.69%	Portsmouth	10.21%	Hooksett	8.57%	Nashua: Zip 03064	9.57%
Fitzwilliam	15.39%	Carroll	12.91%	Brookfield	11.68%	Newbury	10.17%	Londonderry	8.52%	Nashua: Zip 03063	9.14%
Rindge	15.39%	Jefferson	12.91%	East Kingston	11.47%	Sutton	10.17%	Belmont	8.49%	Nashua: Zip 03062	8.64%
Francetown	14.89%	Randolph	12.91%	South Hampton	11.47%	Effingham	10.06%	Hampton	8.49%		
Greenfield	14.89%	Colebrook	12.88%	Hancock	11.46%	Wakefield	10.06%	Epsom	8.47%		
Temple	14.89%	Columbia	12.88%	Andover	11.43%	Center Harbor	10.03%	Hampton Falls	8.43%		
Canaan	14.81%	Stewartstown	12.88%	Salisbury	11.43%	Lancaster	10.02%	Brentwood	8.35%		
Grafton	14.81%	Strafford	12.88%	Northwood	11.27%	Chichester	9.95%	Exeter	8.35%	<b>Unincorporated Places</b>	
Orange	14.81%	Farmington	12.87%	Milton	11.23%	Pittsfield	9.95%	Kensington	8.35%	<i>Atkinson and Gilmanton</i>	
Lyme	14.77%	Lincoln	12.82%	Henniker	11.19%	Northumberland	9.91%	Ossipee	8.24%	<i>Academy Grant</i>	
Oxford	14.77%	Waterville Valley	12.82%	Sandown	11.09%	Stark	9.91%	Wolfeboro	8.22%	<i>Bean's Grant</i>	
Piermont	14.77%	Dublin	12.77%	Enfield	10.99%	Bartlett	9.88%	Peterborough	8.07%	<i>Bean's Purchase</i>	
Bath	14.72%	Marlborough	12.77%	Jaffrey	10.98%	Hale's Location	9.88%	Sharon	8.07%	<i>Cambridge</i>	
Monroe	14.72%	Troy	12.77%	Rochester	10.95%	Hart's Location	9.88%	New Castle	7.95%	<i>Chandler's Purchase</i>	
Lee	14.55%	Somersworth	12.77%	Hopkinton	10.94%	Jackson	9.88%	Fremont	7.90%	<i>Crawford's Purchase</i>	
Madbury	14.55%	Walpole	12.72%	Lebanon	10.93%	Hollis	9.86%	Newton	7.81%	<i>Cutt's Grant</i>	
Hinsdale	14.49%	Deerfield	12.60%	Plainfield	10.93%	Litchfield	9.72%	Windham	7.79%	<i>Dix's Grant</i>	
Danbury	14.45%	Richmond	12.59%	Meredith	10.93%	Merrimack	9.69%	Berlin	7.61%	<i>Dixville</i>	
Hill	14.45%	Swanzy	12.59%	New Hampton	10.93%	Nottingham	9.55%	Rye	7.56%	<i>Erving's Location</i>	
Sanbornton	14.45%	Winchester	12.59%	Canterbury	10.87%	Amherst	9.54%	Chester	7.48%	<i>Green's Grant</i>	
Littleton	14.29%	Strafford	12.53%	Ashland	10.83%	Keene	9.46%	New London	7.44%	<i>Hadley's Purchase</i>	
Deering	13.92%	Charlestown	12.27%	Holderness	10.83%	Roxbury	9.46%	Bedford	7.36%	<i>Kilkenny</i>	
Hillsborough	13.92%	Claremont	12.27%	Northfield	10.77%	Sullivan	9.46%	Hudson	7.26%	<i>Livermore</i>	
Washington	13.92%	Cornish	12.27%	Tilton	10.77%	Surry	9.46%	New Castle	7.26%	<i>Low and Burbank's Grant</i>	
Windsor	13.92%	Croydon	12.27%	Hanover	10.76%	Chatham	9.37%	Plaistow	6.99%	<i>Martin's Location</i>	
Bradford	13.82%	Newport	12.27%	Brookline	10.74%	Conway	9.37%	Hampstead	6.89%	<i>Millsfield</i>	
Warner	13.82%	Unity	12.27%	Goffstown	10.69%	Tamworth	9.33%	Atkinson	6.85%	<i>Odell</i>	
New Boston	13.74%	Barrington	12.26%	Alton	10.68%	Nashua	9.25%	Pelham	6.84%	<i>Pinkham's Grant</i>	
Antrim	13.74%	Danville	12.25%	Benton	10.64%	Gorham	9.24%	Seabrook	6.71%	<i>Sargent's Purchase</i>	
Bennington	13.74%	Dunbarton	12.19%	Haverhill	10.64%	Shelburne	9.24%	Salem	6.25%	<i>Second College Grant</i>	
Barnstead	13.72%	Weare	12.19%	Allenstown	10.61%	Thornton	9.24%			<i>Success</i>	
Easton	13.61%	Alexandria	12.13%	Pembroke	10.61%	Woodstock	9.24%			<i>Thompson and Meserves</i>	
Franconia	13.61%	Bridgewater	12.13%	Dalton	10.58%	Derry	9.19%			<i>Purchase</i>	
Sugar Hill	13.61%	Bristol	12.13%	Whitefield	10.58%	Manchester	9.11%			<i>Wentworth's Location</i>	
Dorchester	13.53%	Plymouth	12.13%	Warren	10.54%	Greenland	8.95%				
Groton	13.53%	Harrisville	12.11%	Wentworth	10.54%	Newington	8.95%				
Hebron	13.53%	Nelson	12.11%	Dummer	10.51%	Laconia	8.87%				
Rumney	13.53%	Stoddard	12.11%	Errol	10.51%	Albany	8.87%				
Lyndeborough	13.49%	Epping	12.06%	Milan	10.51%	Boscawen	8.84%				
Mont Vernon	13.49%	Candia	12.03%	Chesterfield	10.50%	Concord	8.84%				

Questions ? [Beth.Dugan@umb.edu](mailto:Beth.Dugan@umb.edu)