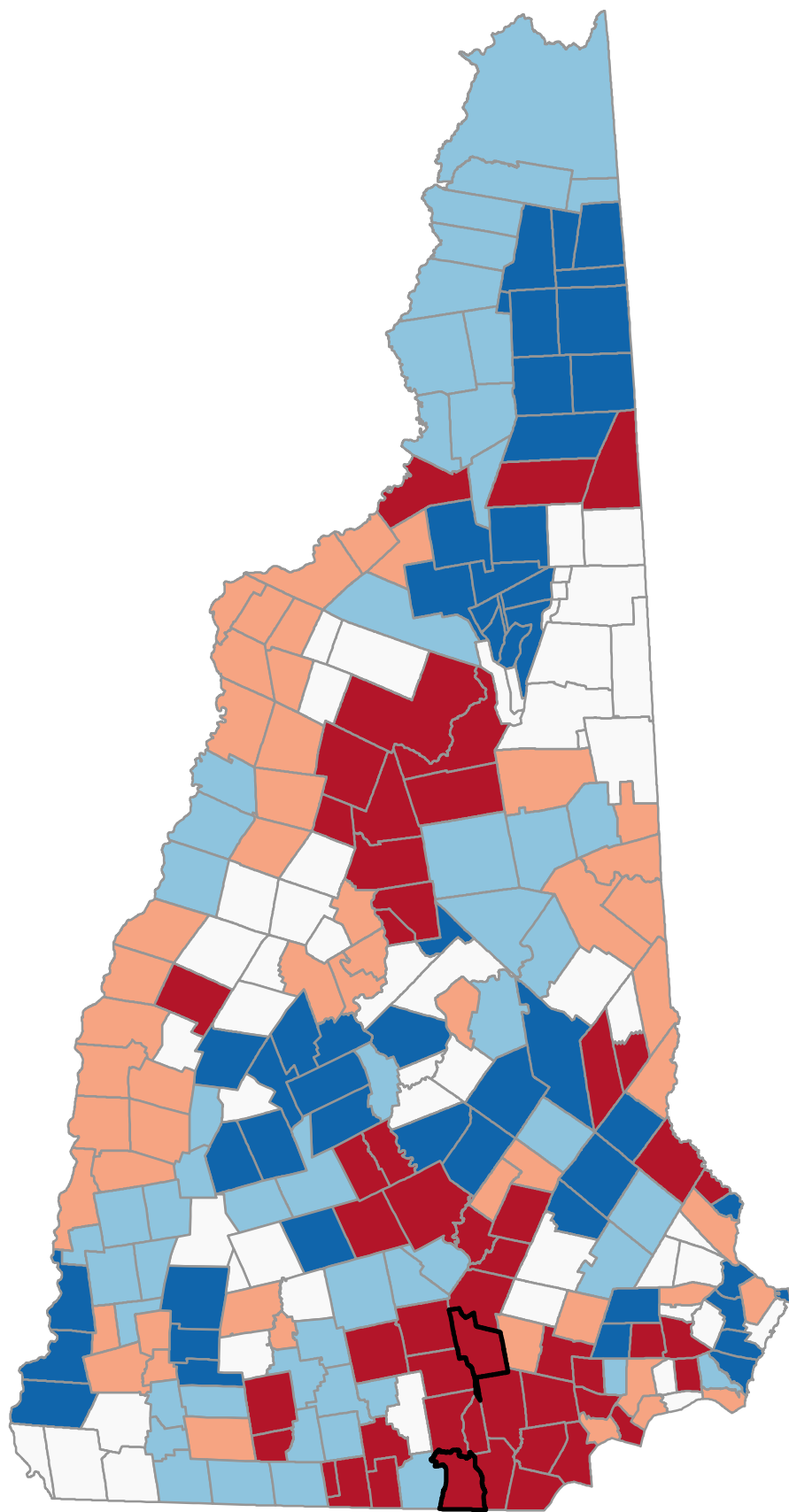
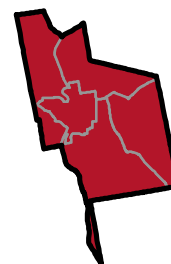


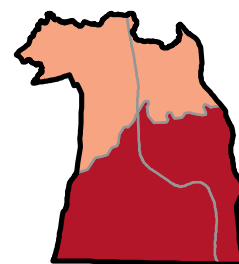
Percentage of Medicare Beneficiaries Age 65+ Years with Asthma



*Neighborhood values
in NH cities*



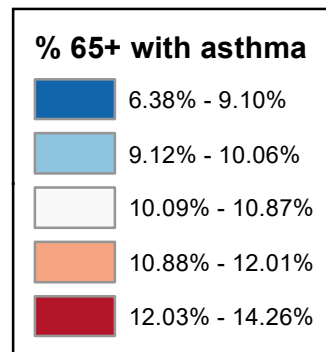
Manchester



Nashua

State Average: 11.39%

Source: CMS, 2020-2021



Percentage of Medicare Beneficiaries Age 65+ Years with Asthma

Acworth	9.59%	Dalton	11.74%	Haverhill	11.62%	Nelson	9.10%	South Hampton	10.86%	Manchester	
Albany	11.86%	Danbury	7.77%	Hebron	10.23%	New Boston	12.17%	Springfield	8.85%	Central Manchester	13.60%
Alexandria	11.06%	Danville	10.05%	Henniker	8.37%	New Castle	6.38%	Stark	9.70%	Manchester: West	14.08%
Allenstown	12.28%	Deerfield	10.85%	Hill	7.77%	New Durham	12.43%	Stewartstown	9.12%	Manchester: South	14.46%
Alstead	9.59%	Deering	10.54%	Hillsborough	10.54%	New Hampton	10.14%	Stoddard	9.10%	Manchester: North	13.46%
Alton	8.15%	Derry	14.16%	Hinsdale	10.87%	New Ipswich	9.49%	Strafford	8.75%	Manchester: East	14.75%
Amherst	10.48%	Dorchester	10.23%	Holderness	12.61%	New London	10.45%	Stratford	9.12%		
Andover	8.49%	Dover	10.98%	Hollis	9.45%	Newbury	8.97%	Stratham	10.09%	Nashua	
Antrim	10.88%	Dublin	9.99%	Hooksett	12.97%	Newfields	10.09%	Sugar Hill	10.55%	Nashua: Zip 03060	12.54%
Ashland	12.61%	Dummer	8.55%	Hopkinton	12.16%	Newington	8.99%	Sullivan	11.11%	Nashua: Zip 03062	12.20%
Atkinson	11.75%	Dunbarton	9.43%	Hudson	13.11%	Newmarket	11.73%	Sunapee	9.29%	Nashua: Zip 03063	11.86%
Auburn	11.02%	Durham	10.38%	Jackson	10.35%	Newport	11.57%	Surry	11.11%	Nashua: Zip 03064	11.72%
Barnstead	9.79%	East Kingston	10.86%	Jaffrey	11.37%	Newton	11.41%	Sutton	8.97%		
Barrington	9.49%	Easton	10.55%	Jefferson	8.79%	North Hampton	8.75%	Swanzy	10.34%		
Bartlett	10.35%	Eaton	11.30%	Keene	11.11%	Northfield	10.50%	Tamworth	9.42%		
Bath	11.14%	Effingham	11.00%	Kensington	12.03%	Northumberland	9.70%	Temple	9.42%	Unincorporated Places	
Bedford	13.09%	Enfield	12.59%	Kingston	11.03%	Northwood	7.84%	Thornton	12.83%	<i>Atkinson and Gilmanton</i>	
Belmont	10.24%	Enfield	12.38%	Laconia	11.62%	Nottingham	9.60%	Tilton	10.50%	<i>Academy Grant</i>	
Bennington	10.88%	Epping	8.85%	Lancaster	12.04%	Orange	10.42%	Troy	9.99%	<i>Bean's Grant</i>	
Benton	11.62%	Epsom	12.53%	Landaff	11.54%	Orford	9.75%	Tuftonboro	9.85%	<i>Bean's Purchase</i>	
Berlin	13.31%	Errol	8.55%	Langdon	9.59%	Ossipee	11.17%	Unity	11.57%	<i>Cambridge</i>	
Bethlehem	9.74%	Exeter	12.03%	Lebanon	12.01%	Pelham	12.28%	Wakefield	11.00%	<i>Chandler's Purchase</i>	
Boscawen	12.24%	Farmington	8.53%	Lee	10.49%	Pembroke	12.28%	Walpole	8.38%	<i>Crawford's Purchase</i>	
Bow	9.57%	Fitzwilliam	9.76%	Lempster	9.29%	Peterborough	12.42%	Warner	10.06%	<i>Cutt's Grant</i>	
Bradford	10.06%	Francestown	9.42%	Lincoln	12.43%	Piermont	9.75%	Warren	10.93%	<i>Dix's Grant</i>	
Brentwood	12.03%	Franconia	10.55%	Lisbon	11.54%	Pittsburg	9.68%	Washington	10.54%	<i>Dixville</i>	
Bridgewater	11.06%	Franklin	9.88%	Litchfield	12.19%	Pittsfield	11.18%	Waterville Valley	12.43%	<i>Erving's Location</i>	
Bristol	11.06%	Freedom	11.30%	Littleton	11.19%	Plainfield	12.01%	Weare	9.43%	<i>Green's Grant</i>	
Brookfield	10.30%	Fremont	7.51%	Londonderry	13.51%	Plaislow	12.97%	Webster	12.24%	<i>Hadley's Purchase</i>	
Brookline	13.40%	Gilford	9.70%	Loudon	8.96%	Plymouth	11.06%	Wentworth	10.93%	<i>Kilkenny</i>	
Campton	12.59%	Gilmanton	6.44%	Lyman	11.54%	Portsmouth	10.97%	Westmoreland	8.31%	<i>Livermore</i>	
Canaan	10.42%	Gilsun	9.59%	Lyme	9.75%	Randolph	8.79%	Whitefield	11.74%	<i>Low and Burbank's Grant</i>	
Candia	10.38%	Goffstown	13.40%	Lyndeborough	9.56%	Raymond	11.61%	Wilton	8.85%	<i>Martin's Location</i>	
Canterbury	9.09%	Gorham	10.40%	Madbury	10.49%	Richmond	10.34%	Wilton	9.99%	<i>Millsfield</i>	
Carroll	8.79%	Goshen	9.29%	Madison	9.90%	Rindge	9.76%	Winchester	10.34%	<i>Odell</i>	
Center Harbor	7.50%	Grafton	10.42%	Manchester	14.05%	Rochester	12.36%	Windham	12.58%	<i>Pinkham's Grant</i>	
Charlestown	11.57%	Grantham	10.24%	Marlborough	9.99%	Rollinsford	8.86%	Windsor	10.54%	<i>Sargent's Purchase</i>	
Chatham	10.29%	Greenfield	9.42%	Marlow	9.59%	Roxbury	11.11%	Wolfeboro	10.82%	<i>Second College Grant</i>	
Chester	12.97%	Greenland	8.99%	Mason	14.26%	Rumney	10.23%	Woodstock	12.83%	<i>Success</i>	
Chesterfield	7.94%	Greenville	14.26%	Meredith	10.14%	Rye	10.69%			<i>Thompson and Meserves</i>	
Chichester	11.18%	Groton	10.23%	Merrimack	12.08%	Salem	13.49%			<i>Purchase</i>	
Claremont	11.57%	Hale's Location	10.35%	Middleton	12.43%	Salisbury	8.49%			<i>Wentworth's Location</i>	
Clarksville	9.68%	Hampstead	13.61%	Milan	8.55%	Sanbornton	7.77%				
Colebrook	9.12%	Hampton	9.06%	Milford	12.81%	Sandown	13.99%				
Columbia	9.12%	Hampton Falls	9.35%	Milton	11.04%	Sandwich	9.49%				
Concord	12.24%	Hancock	10.10%	Monroe	11.14%	Seabrook	11.56%				
Conway	10.29%	Hanover	10.94%	Mont Vernon	9.56%	Sharon	12.42%				
Cornish	11.57%	Harrisville	9.10%	Moultonborough	9.49%	Shelburne	10.40%				
Croydon	11.57%	Hart's Location	10.35%	Nashua	12.14%	Somersworth	12.94%				



Point32Health
Foundation

In partnership with
Harvard Pilgrim
Health Care
a Point32Health company

Percentage of Medicare Beneficiaries Age 65+ Years with Asthma (Ranked)

Greenville	14.26%	Lebanon	12.01%	Antrim	10.88%	Bradford	10.06%	Stratford	9.12%	Manchester	
Mason	14.26%	Plainfield	12.01%	Bennington	10.88%	Warner	10.06%	Harrisville	9.10%	Manchester: East	14.75%
Derry	14.16%	Albany	11.86%	Hinsdale	10.87%	Danville	10.05%	Nelson	9.10%	Manchester: South	14.46%
Manchester	14.05%	Atkinson	11.75%	East Kingston	10.86%	Dublin	9.99%	Stoddard	9.10%	Manchester: West	14.08%
Sandown	13.99%	Dalton	11.74%	South Hampton	10.86%	Marlborough	9.99%	Canterbury	9.09%	Central Manchester	13.60%
Hampstead	13.61%	Whitefield	11.74%	Deerfield	10.85%	Troy	9.99%	Hampton	9.06%	Manchester: North	13.46%
Londonderry	13.51%	Newmarket	11.73%	Wolfeboro	10.82%	Wilton	9.99%	Greenland	8.99%		
Salem	13.49%	Laconia	11.62%	Rye	10.69%	Madison	9.90%	Newington	8.99%	Nashua	
Brookline	13.40%	Benton	11.62%	Easton	10.55%	Franklin	9.88%	Newbury	8.97%	Nashua: Zip 03060	12.54%
Goffstown	13.40%	Haverhill	11.62%	Franconia	10.55%	Tuftonboro	9.85%	Sutton	8.97%	Nashua: Zip 03062	12.20%
Berlin	13.31%	Raymond	11.61%	Sugar Hill	10.55%	Barnstead	9.79%	Loudon	8.96%	Nashua: Zip 03063	11.86%
Hudson	13.11%	Charlestown	11.57%	Deering	10.54%	Fitzwilliam	9.76%	Rollinsford	8.86%	Nashua: Zip 03064	11.72%
Bedford	13.09%	Claremont	11.57%	Hillsborough	10.54%	Rindge	9.76%	Springfield	8.85%		
Plaistow	12.97%	Cornish	11.57%	Washington	10.54%	Lyme	9.75%	Wilmot	8.85%		
Chester	12.97%	Croydon	11.57%	Windsor	10.54%	Orford	9.75%	Epping	8.85%		
Hooksett	12.97%	Newport	11.57%	Northfield	10.50%	Piermont	9.75%	Carroll	8.79%		
Somersworth	12.94%	Unity	11.57%	Tilton	10.50%	Bethlehem	9.74%	Jefferson	8.79%	Unincorporated Places	
Thornton	12.83%	Seabrook	11.56%	Lee	10.49%	Gilford	9.70%	Randolph	8.79%	<i>Atkinson and Gilmanton</i>	
Woodstock	12.83%	Landaff	11.54%	Madbury	10.49%	Northumberland	9.70%	North Hampton	8.75%	<i>Academy Grant</i>	
Milford	12.81%	Lisbon	11.54%	Amherst	10.48%	Stark	9.70%	Strafford	8.75%	<i>Bean's Grant</i>	
Ashland	12.61%	Lyman	11.54%	New London	10.45%	Clarksville	9.68%	Dummer	8.55%	<i>Bean's Purchase</i>	
Holderness	12.61%	Newton	11.41%	Canaan	10.42%	Pittsburg	9.68%	Errol	8.55%	<i>Cambridge</i>	
Campton	12.59%	Jaffrey	11.37%	Grafton	10.42%	Nottingham	9.60%	Danbury	8.55%	<i>Chandler's Purchase</i>	
Ellsworth	12.59%	Eaton	11.30%	Orange	10.42%	Acworth	9.59%	Farmington	8.53%	<i>Crawford's Purchase</i>	
Windham	12.58%	Freedom	11.30%	Gorham	10.40%	Alstead	9.59%	Andover	8.49%	<i>Cutt's Grant</i>	
Epsom	12.53%	Littleton	11.19%	Shelburne	10.40%	Gilsum	9.59%	Salisbury	8.49%	<i>Dix's Grant</i>	
Lincoln	12.43%	Chichester	11.18%	Candia	10.38%	Langdon	9.59%	Walpole	8.38%	<i>Dixville</i>	
Waterville Valley	12.43%	Pittsfield	11.18%	Durham	10.38%	Marlow	9.59%	Henniker	8.37%	<i>Erving's Location</i>	
Middleton	12.43%	Ossipee	11.17%	Bartlett	10.35%	Bow	9.57%	Westmoreland	8.31%	<i>Green's Grant</i>	
New Durham	12.43%	Bath	11.14%	Hale's Location	10.35%	Lyndeborough	9.56%	Alton	8.15%	<i>Hadley's Purchase</i>	
Peterborough	12.42%	Monroe	11.14%	Hart's Location	10.35%	Mont Vernon	9.56%	Chesterfield	7.94%	<i>Kilkenny</i>	
Sharon	12.42%	Keene	11.11%	Jackson	10.35%	New Ipswich	9.49%	Northwood	7.84%	<i>Livermore</i>	
Enfield	12.38%	Roxbury	11.11%	Richmond	10.34%	Moultonborough	9.49%	Danbury	7.77%	<i>Low and Burbank's Grant</i>	
Rochester	12.36%	Sullivan	11.11%	Swanzey	10.34%	Sandwich	9.49%	Hill	7.77%	<i>Martin's Location</i>	
Pelham	12.28%	Surry	11.11%	Winchester	10.34%	Barrington	9.49%	Sanbornton	7.77%	<i>Millsfield</i>	
Allenstown	12.28%	Alexandria	11.06%	Brookfield	10.30%	Hollis	9.45%	Fremont	7.51%	<i>Odell</i>	
Pembroke	12.28%	Bridgewater	11.06%	Chatham	10.29%	Dunbarton	9.43%	Center Harbor	7.50%	<i>Pinkham's Grant</i>	
Boscawen	12.24%	Bristol	11.06%	Conway	10.29%	Weare	9.43%	Gilmanton	6.44%	<i>Sargent's Purchase</i>	
Concord	12.24%	Plymouth	11.06%	Grantham	10.24%	Tamworth	9.42%	New Castle	6.38%	<i>Second College Grant</i>	
Webster	12.24%	Milton	11.04%	Belmont	10.24%	Francestown	9.42%			<i>Success</i>	
Litchfield	12.19%	Kingston	11.03%	Dorchester	10.23%	Greenfield	9.42%			<i>Thompson and Meserves</i>	
New Boston	12.17%	Auburn	11.02%	Groton	10.23%	Temple	9.42%			<i>Purchase</i>	
Hopkinton	12.16%	Effingham	11.00%	Hebron	10.23%	Hampton Falls	9.35%			<i>Wentworth's Location</i>	
Nashua	12.14%	Wakefield	11.00%	Rumney	10.23%	Goshen	9.29%				
Merrimack	12.08%	Dover	10.98%	Meredith	10.14%	Lempster	9.29%				
Lancaster	12.04%	Portsmouth	10.97%	New Hampton	10.14%	Sunapee	9.29%				
Brentwood	12.03%	Hanover	10.94%	Hancock	10.10%	Colebrook	9.12%				
Exeter	12.03%	Warren	10.93%	Newfields	10.09%	Columbia	9.12%				
Kensington	12.03%	Wentworth	10.93%	Stratham	10.09%	Stewartstown	9.12%				

Questions ? Beth.Dugan@umb.edu