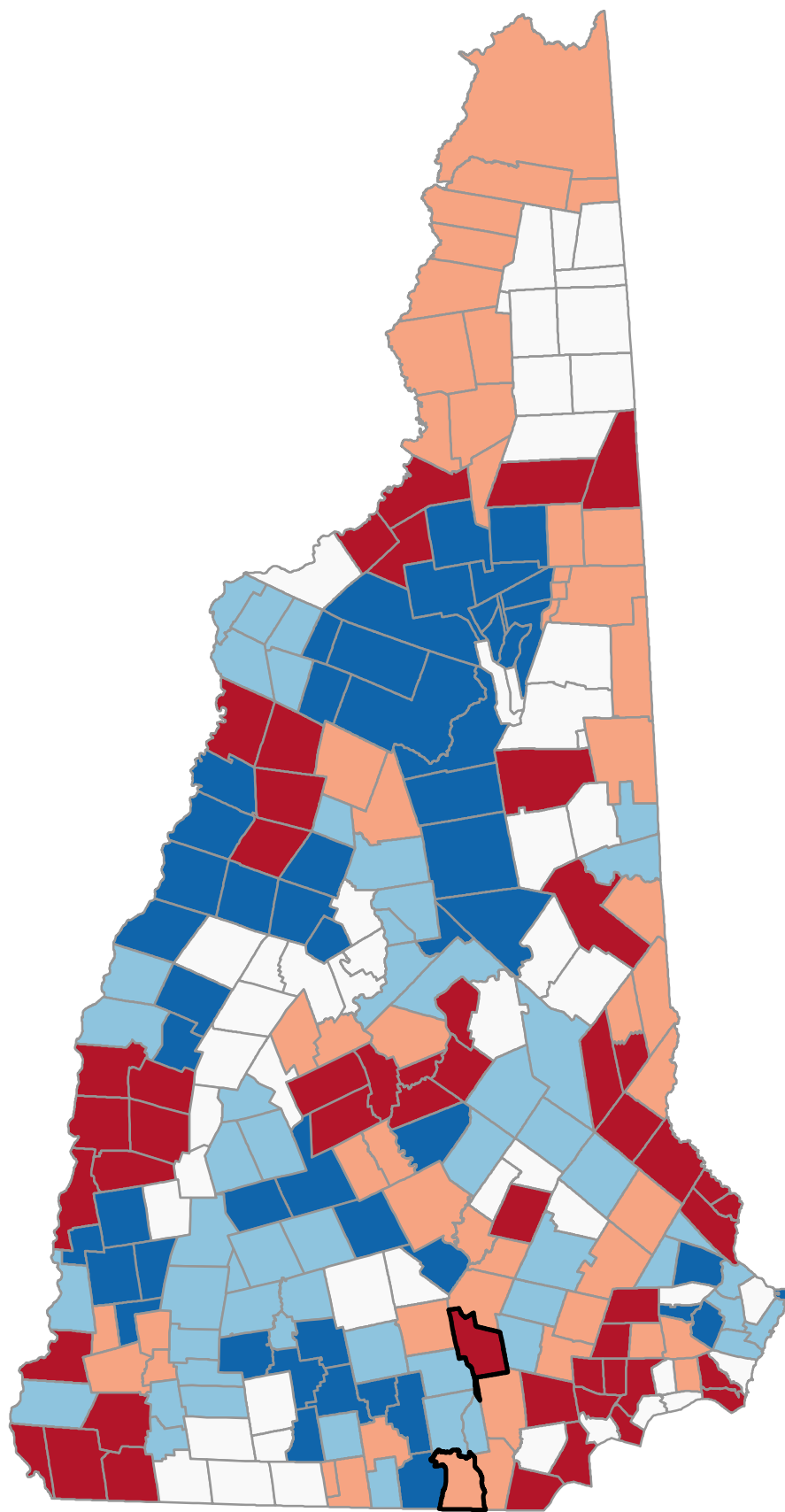


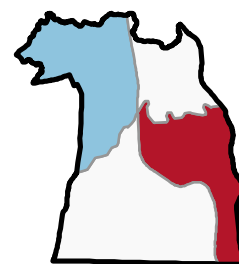
Percentage of Medicare Beneficiaries Age 65+ Years with Chronic Obstructive Pulmonary Disease



Neighborhood values in NH cities



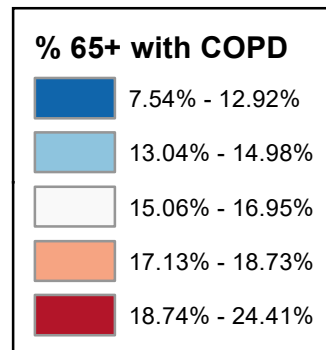
Manchester



Nashua

State Average: 17.36%

Source: CMS, 2020-2021



Percentage of Medicare Beneficiaries Age 65+ Years with Chronic Obstructive Pulmonary Disease

Acworth	12.79%	Dalton	23.38%	Haverhill	19.61%	Nelson	13.36%	South Hampton	16.95%	Manchester	
Albany	18.99%	Danbury	17.15%	Hebron	12.68%	New Boston	14.80%	Springfield	15.30%	Central Manchester	27.85%
Alexandria	15.51%	Danville	21.96%	Henniker	13.58%	New Castle	10.69%	Stark	18.24%	Manchester: West	20.72%
Allenstown	18.34%	Deerfield	13.72%	Hill	17.15%	New Durham	21.54%	Stewartstown	17.91%	Manchester: South	22.67%
Alstead	12.79%	Deering	14.72%	Hillsborough	14.72%	New Hampton	14.98%	Stoddard	13.36%	Manchester: North	16.20%
Alton	13.24%	Derry	24.24%	Hinsdale	22.29%	New Ipswich	15.19%	Strafford	13.73%	Manchester: East	21.07%
Amherst	10.84%	Dorchester	12.68%	Holderness	14.54%	New London	14.46%	Stratford	17.91%		
Andover	18.91%	Dover	19.81%	Hollis	12.71%	Newbury	13.94%	Stratham	12.86%	Nashua	
Antrim	14.20%	Dublin	14.02%	Hooksett	17.83%	Newfields	12.86%	Sugar Hill	8.26%	Nashua: Zip 03060	22.74%
Ashland	14.54%	Dummer	16.50%	Hopkinton	11.93%	Newington	13.66%	Sullivan	17.73%	Nashua: Zip 03062	16.13%
Atkinson	15.06%	Dunbarton	15.34%	Hudson	17.99%	Newmarket	16.28%	Sunapee	16.94%	Nashua: Zip 03063	14.93%
Auburn	13.82%	Durham	12.92%	Jackson	15.24%	Newport	21.98%	Surry	17.73%	Nashua: Zip 03064	16.17%
Barnstead	14.69%	East Kingston	16.95%	Jaffrey	15.76%	Newton	16.01%	Sutton	13.94%		
Barrington	17.29%	Easton	8.26%	Jefferson	11.52%	North Hampton	14.64%	Swanzey	19.87%		
Bartlett	15.24%	Eaton	13.25%	Keene	17.73%	Northfield	23.10%	Tamworth	16.41%		
Bath	13.78%	Effingham	17.13%	Kensington	18.73%	Northumberland	18.24%	Temple	10.60%	Unincorporated Places	
Bedford	14.72%	Ellsworth	14.52%	Kingston	20.25%	Northwood	16.59%	Thornton	17.42%	<i>Atkinson and Gilmanton</i>	
Belmont	20.62%	Enfield	12.76%	Laconia	20.68%	Nottingham	17.74%	Tilton	23.10%	<i>Academy Grant</i>	
Bennington	14.20%	Epping	18.97%	Lancaster	19.82%	Orange	15.71%	Troy	14.02%	<i>Bean's Grant</i>	
Benton	19.61%	Epsom	19.10%	Landaff	13.10%	Orford	8.74%	Tuftonboro	16.61%	<i>Bean's Purchase</i>	
Berlin	21.45%	Errol	16.50%	Langdon	12.79%	Ossipee	21.20%	Unity	21.98%	<i>Cambridge</i>	
Bethlehem	11.52%	Exeter	18.73%	Lebanon	14.40%	Pelham	18.74%	Wakefield	17.13%	<i>Chandler's Purchase</i>	
Boscawen	17.79%	Farmington	19.82%	Lee	14.21%	Pembroke	18.34%	Walpole	13.62%	<i>Crawford's Purchase</i>	
Bow	11.13%	Fitzwilliam	15.94%	Lempster	16.94%	Peterborough	15.22%	Warner	10.98%	<i>Cutt's Grant</i>	
Bradford	10.98%	Francestown	10.60%	Lincoln	9.61%	Piermont	8.74%	Warren	22.36%	<i>Dix's Grant</i>	
Brentwood	18.73%	Franconia	8.26%	Lisbon	13.10%	Pittsburg	17.93%	Washington	14.72%	<i>Dixville</i>	
Bridgewater	15.51%	Franklin	21.52%	Litchfield	14.87%	Pittsfield	15.17%	Waterville Valley	9.61%	<i>Erving's Location</i>	
Bristol	15.51%	Freedom	13.25%	Littleton	15.49%	Plainfield	14.40%	Weare	15.34%	<i>Green's Grant</i>	
Brookfield	17.14%	Fremont	19.17%	Londonderry	17.87%	Plaislow	20.19%	Webster	17.79%	<i>Hadley's Purchase</i>	
Brookline	14.12%	Gilford	16.92%	Loudon	14.41%	Plymouth	15.51%	Wentworth	22.36%	<i>Kilkenny</i>	
Campton	14.52%	Gilmanton	13.62%	Lyman	13.10%	Portsmouth	16.21%	Westmoreland	18.92%	<i>Livermore</i>	
Canaan	15.71%	Gilsom	12.79%	Lyme	8.74%	Randolph	11.52%	Whitefield	23.38%	<i>Low and Burbank's Grant</i>	
Candia	13.95%	Goffstown	18.40%	Lyndeborough	8.73%	Raymond	18.33%	Wilmot	15.30%	<i>Martin's Location</i>	
Canterbury	11.44%	Gorham	17.59%	Madbury	14.21%	Richmond	19.87%	Wilton	13.98%	<i>Millsfield</i>	
Carroll	11.52%	Goshen	16.94%	Madison	15.17%	Rindge	15.94%	Winchester	19.87%	<i>Odell</i>	
Center Harbor	12.25%	Grafton	15.71%	Manchester	21.49%	Rochester	23.79%	Windham	15.57%	<i>Pinkham's Grant</i>	
Charlestown	21.98%	Grantham	7.54%	Marlborough	14.02%	Rollinsford	19.16%	Windsor	14.72%	<i>Sargent's Purchase</i>	
Chatham	18.15%	Greenfield	10.60%	Marlow	12.79%	Roxbury	17.73%	Wolfeboro	15.54%	<i>Second College Grant</i>	
Chester	17.48%	Greenland	13.66%	Mason	18.01%	Rumney	12.68%	Woodstock	17.42%	<i>Success</i>	
Chesterfield	13.04%	Greenville	18.01%	Meredith	14.98%	Rye	14.11%			<i>Thompson and Meserves</i>	
Chichester	15.17%	Groton	12.68%	Merrimack	14.85%	Salem	21.55%			<i>Purchase</i>	
Claremont	21.98%	Hale's Location	15.24%	Middleton	21.54%	Salisbury	18.91%			<i>Wentworth's Location</i>	
Clarksville	17.93%	Hampstead	21.59%	Milan	16.50%	Sanbornton	17.15%				
Colebrook	17.91%	Hampton	16.35%	Milford	18.15%	Sandown	19.78%				
Columbia	17.91%	Hampton Falls	18.92%	Milton	18.68%	Sandwich	12.57%				
Concord	17.79%	Hancock	10.06%	Monroe	13.78%	Seabrook	24.41%				
Conway	18.15%	Hanover	9.35%	Mont Vernon	8.73%	Sharon	15.22%				
Cornish	21.98%	Harrisville	13.36%	Moultonborough	12.57%	Shelburne	17.59%				
Croydon	21.98%	Hart's Location	15.24%	Nashua	17.66%	Somersworth	23.29%				



Point32Health
Foundation

In partnership with
Harvard Pilgrim
Health Care
a Point32Health company

Percentage of Medicare Beneficiaries Age 65+ Years with Chronic Obstructive Pulmonary Disease (Ranked)

Seabrook	24.41%	Brentwood	18.73%	Sunapee	16.94%	Windsor	14.72%	Gilsum	12.79%	Manchester	
Derry	24.24%	Exeter	18.73%	Gilford	16.92%	Barnstead	14.69%	Langdon	12.79%	Central Manchester	27.85%
Rochester	23.79%	Kensington	18.73%	Tuftonboro	16.61%	North Hampton	14.64%	Marlow	12.79%	Manchester: South	22.67%
Dalton	23.38%	Milton	18.68%	Northwood	16.59%	Ashland	14.54%	Enfield	12.76%	Manchester: East	21.07%
Whitefield	23.38%	Goffstown	18.40%	Dummer	16.50%	Holderness	14.54%	Hollis	12.71%	Manchester: West	20.72%
Somersworth	23.29%	Allenstown	18.34%	Errol	16.50%	Campton	14.52%	Dorchester	12.68%	Manchester: North	16.20%
Northfield	23.10%	Pembroke	18.34%	Milan	16.50%	Ellsworth	14.52%	Groton	12.68%		
Tilton	23.10%	Raymond	18.33%	Tamworth	16.41%	New London	14.46%	Hebron	12.68%	Nashua	
Warren	22.36%	Northumberland	18.24%	Hampton	16.35%	Loudon	14.41%	Rumney	12.68%	Nashua: Zip 03060	22.74%
Wentworth	22.36%	Stark	18.24%	Newmarket	16.28%	Lebanon	14.40%	Moultonborough	12.57%	Nashua: Zip 03064	16.17%
Hinsdale	22.29%	Chatham	18.15%	Portsmouth	16.21%	Plainfield	14.40%	Sandwich	12.57%	Nashua: Zip 03062	16.13%
Charlestown	21.98%	Conway	18.15%	Newton	16.01%	Lee	14.21%	Center Harbor	12.25%	Nashua: Zip 03063	14.93%
Claremont	21.98%	Milford	18.15%	Fitzwilliam	15.94%	Madbury	14.21%	Hopkinton	11.93%		
Cornish	21.98%	Greenville	18.01%	Rindge	15.94%	Antrim	14.20%	Bethlehem	11.52%		
Croydon	21.98%	Mason	18.01%	Jaffrey	15.76%	Bennington	14.20%	Carroll	11.52%		
Newport	21.98%	Hudson	17.99%	Canaan	15.71%	Brookline	14.12%	Jefferson	11.52%		
Unity	21.98%	Clarksville	17.93%	Grafton	15.71%	Rye	14.11%	Randolph	11.52%	Unincorporated Places	
Danville	21.96%	Pittsburg	17.93%	Orange	15.71%	Dublin	14.02%	Canterbury	11.44%	<i>Atkinson and Gilmanton</i>	
Hampstead	21.59%	Colebrook	17.91%	Windham	15.57%	Marlborough	14.02%	Bow	11.13%	<i>Academy Grant</i>	
Salem	21.55%	Columbia	17.91%	Wolfeboro	15.54%	Troy	14.02%	Bradford	10.98%	<i>Bean's Grant</i>	
Middleton	21.54%	Stewartstown	17.91%	Alexandria	15.51%	Wilton	13.98%	Warner	10.98%	<i>Bean's Purchase</i>	
New Durham	21.54%	Strafford	17.91%	Bridgewater	15.51%	Candia	13.95%	Amherst	10.84%	<i>Cambridge</i>	
Franklin	21.52%	Londonderry	17.87%	Bristol	15.51%	Newbury	13.94%	Piermont	10.69%	<i>Chandler's Purchase</i>	
Manchester	21.49%	Hooksett	17.83%	Plymouth	15.51%	Sutton	13.94%	Fracestown	10.60%	<i>Crawford's Purchase</i>	
Berlin	21.45%	Boscawen	17.79%	Littleton	15.49%	Auburn	13.82%	Greenfield	10.60%	<i>Cutt's Grant</i>	
Ossipee	21.20%	Concord	17.79%	Dunbarton	15.34%	Bath	13.78%	Temple	10.60%	<i>Dix's Grant</i>	
Laconia	20.68%	Webster	17.79%	Weare	15.34%	Monroe	13.78%	Hancock	10.06%	<i>Dixville</i>	
Belmont	20.62%	Nottingham	17.74%	Springfield	15.30%	Strafford	13.73%	Lincoln	9.61%	<i>Erving's Location</i>	
Kingston	20.25%	Keene	17.73%	Wilmot	15.30%	Deerfield	13.72%	Waterville Valley	9.61%	<i>Green's Grant</i>	
Plaistow	20.19%	Roxbury	17.73%	Bartlett	15.24%	Greenland	13.66%	Hanover	9.35%	<i>Hadley's Purchase</i>	
Richmond	19.87%	Sullivan	17.73%	Hale's Location	15.24%	Newington	13.66%	Lyme	8.74%	<i>Kilkenny</i>	
Swanzey	19.87%	Surry	17.73%	Hart's Location	15.24%	Walpole	13.62%	Orford	8.74%	<i>Livermore</i>	
Winchester	19.87%	Nashua	17.66%	Jackson	15.24%	Gilmanton	13.62%	Piermont	8.74%	<i>Low and Burbank's Grant</i>	
Farmington	19.82%	Gorham	17.59%	Peterborough	15.22%	Henniker	13.58%	Lyndeborough	8.73%	<i>Martin's Location</i>	
Lancaster	19.82%	Shelburne	17.59%	Sharon	15.22%	Harrisville	13.36%	Mont Vernon	8.73%	<i>Millsfield</i>	
Dover	19.81%	Chester	17.48%	New Ipswich	15.19%	Nelson	13.36%	Easton	8.26%	<i>Odell</i>	
Sandown	19.78%	Thornton	17.42%	Chichester	15.17%	Stoddard	13.36%	Franconia	8.26%	<i>Pinkham's Grant</i>	
Benton	19.61%	Woodstock	17.42%	Pittsfield	15.17%	Eaton	13.25%	Sugar Hill	8.26%	<i>Sargent's Purchase</i>	
Haverhill	19.61%	Barrington	17.29%	Madison	15.17%	Freedom	13.25%	Grantham	7.54%	<i>Second College Grant</i>	
Fremont	19.17%	Danbury	17.15%	Atkinson	15.06%	Alton	13.24%			<i>Success</i>	
Rollinsford	19.16%	Hill	17.15%	Meredith	14.98%	Landaff	13.10%			<i>Thompson and Meserves</i>	
Epsom	19.10%	Sanbornton	17.15%	New Hampton	14.98%	Lisbon	13.10%			<i>Purchase</i>	
Albany	18.99%	Brookfield	17.14%	Litchfield	14.87%	Lyman	13.10%			<i>Wentworth's Location</i>	
Epping	18.97%	Effingham	17.13%	Merrimack	14.85%	Chesterfield	13.04%				
Hampton Falls	18.92%	Wakefield	17.13%	New Boston	14.80%	Durham	12.92%				
Westmoreland	18.92%	East Kingston	16.95%	Bedford	14.72%	Newfields	12.86%				
Andover	18.91%	South Hampton	16.95%	Deering	14.72%	Stratham	12.86%				
Salisbury	18.91%	Goshen	16.94%	Hillsborough	14.72%	Acworth	12.79%				
Pelham	18.74%	Lempster	16.94%	Washington	14.72%	Alstead	12.79%				

Questions ? Beth.Dugan@umb.edu