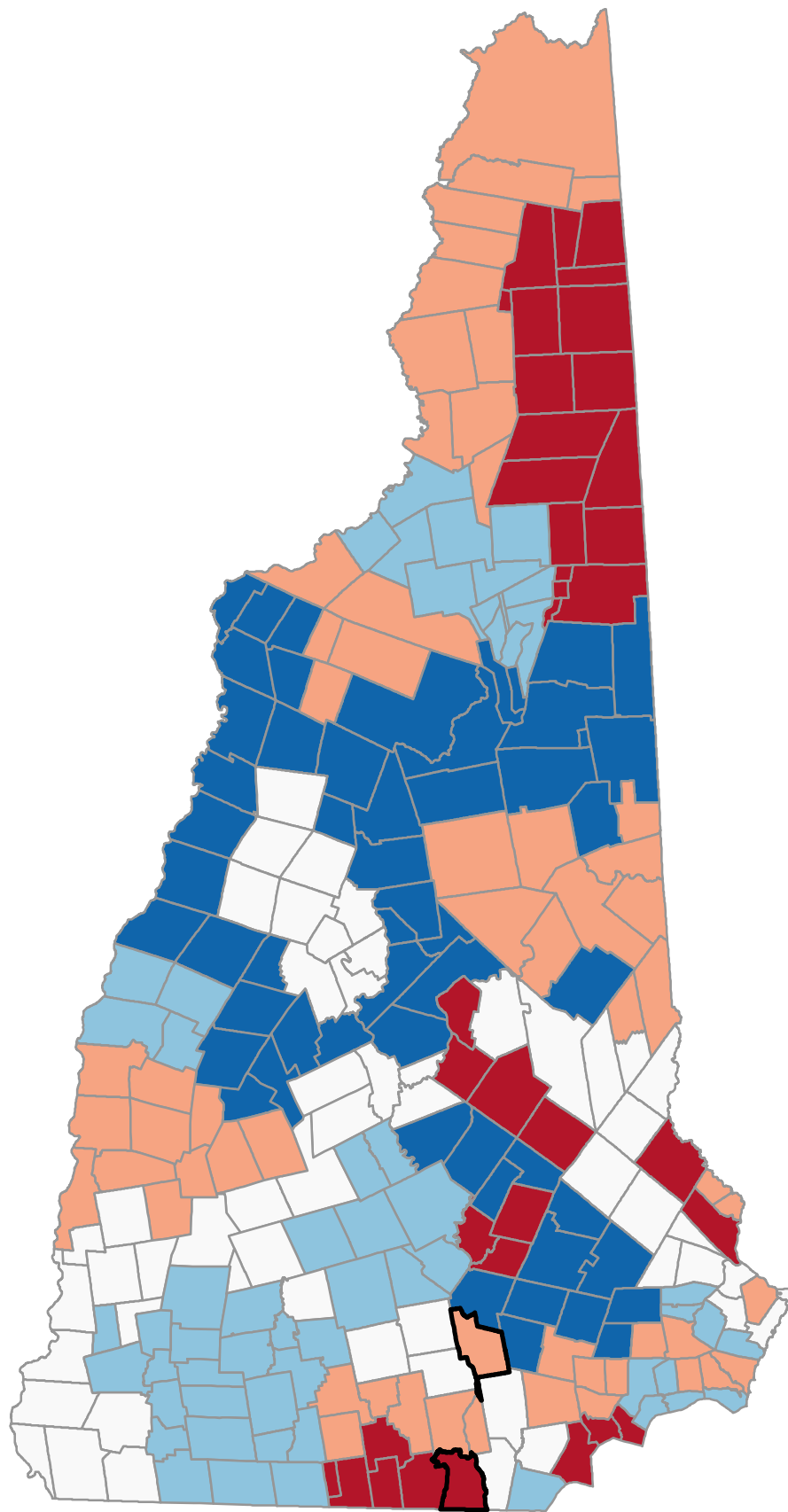
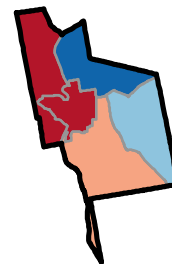


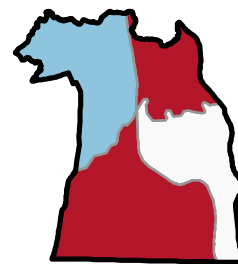
Percentage of Medicare Beneficiaries Age 65+ Years with Colon Cancer



Neighborhood values
in NH cities



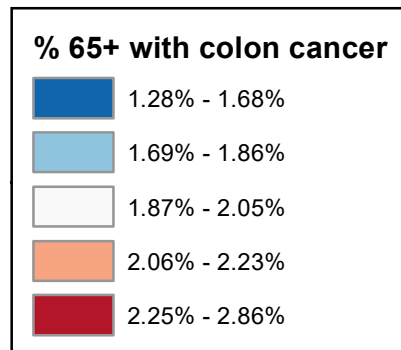
Manchester



Nashua

State Average: 2.02%

Source: CMS, 2020-2021



Percentage of Medicare Beneficiaries Age 65+ Years with Colon Cancer

Acworth	2.05%	Dalton	1.86%	Haverhill	1.65%	Nelson	1.78%	South Hampton	1.81%	Manchester	
Albany	1.61%	Danbury	1.28%	Hebron	1.96%	New Boston	1.98%	Springfield	1.52%	Central Manchester	2.42%
Alexandria	1.96%	Danville	2.06%	Henniker	1.70%	New Castle	1.90%	Stark	2.23%	Manchester: West	2.38%
Allenstown	2.50%	Deerfield	1.66%	Hill	1.28%	New Durham	1.96%	Stewartstown	2.23%	Manchester: South	2.08%
Alstead	2.05%	Deering	1.91%	Hillsborough	1.91%	New Hampton	1.28%	Stoddard	1.78%	Manchester: North	1.60%
Alton	1.89%	Derry	2.15%	Hinsdale	2.02%	New Ipswich	1.81%	Stratford	1.96%	Manchester: East	1.85%
Amherst	2.20%	Dorchester	1.96%	Holderness	1.66%	New London	1.52%	Stratford	2.23%		
Andover	1.91%	Dover	2.52%	Hollis	2.25%	Newbury	2.18%	Stratham	1.70%	Nashua	
Antrim	1.78%	Dublin	1.78%	Hooksett	1.66%	Newfields	1.70%	Sugar Hill	2.12%	Nashua: Zip 03060	2.00%
Ashland	1.66%	Dummer	2.48%	Hopkinton	1.70%	Newington	1.90%	Sullivan	1.74%	Nashua: Zip 03062	2.63%
Atkinson	2.25%	Dunbarton	1.70%	Hudson	1.95%	Newmarket	1.70%	Sunapee	2.18%	Nashua: Zip 03063	1.77%
Auburn	1.66%	Durham	2.01%	Jackson	1.61%	Newport	2.10%	Surry	1.74%	Nashua: Zip 03064	2.40%
Barnstead	2.27%	East Kingston	1.81%	Jaffrey	1.81%	Newton	1.81%	Sutton	2.18%		
Barrington	1.96%	Easton	2.12%	Jefferson	1.86%	North Hampton	1.70%	Swanzey	2.02%		
Bartlett	1.61%	Eaton	2.14%	Keene	1.74%	Northfield	1.87%	Tamworth	2.13%		
Bath	1.65%	Effingham	2.14%	Kensington	2.07%	Northumberland	2.23%	Temple	1.69%	Unincorporated Places	
Bedford	1.92%	Ellsworth	1.66%	Kingston	1.81%	Northwood	1.48%	Thornton	1.66%	<i>Atkinson and Gilmanton</i>	
Belmont	2.27%	Enfield	1.85%	Laconia	2.80%	Nottingham	1.68%	Tilton	1.87%	<i>Academy Grant</i>	
Bennington	1.78%	Epping	1.68%	Lancaster	1.86%	Orange	1.60%	Troy	1.78%	<i>Bean's Grant</i>	
Benton	1.65%	Epsom	2.50%	Landaff	1.65%	Orford	1.60%	Tuftsboro	2.13%	<i>Bean's Purchase</i>	
Berlin	2.48%	Errol	2.48%	Langdon	2.05%	Ossipee	2.14%	Unity	2.10%	<i>Cambridge</i>	
Bethlehem	2.12%	Exeter	2.07%	Lebanon	1.85%	Pelham	1.81%	Wakefield	2.14%	<i>Chandler's Purchase</i>	
Boscawen	1.73%	Farmington	1.96%	Lee	2.01%	Pembroke	2.50%	Walpole	2.05%	<i>Crawford's Purchase</i>	
Bow	1.70%	Fitzwilliam	1.81%	Lempster	2.18%	Peterborough	1.69%	Warner	1.91%	<i>Cutt's Grant</i>	
Bradford	1.91%	Francestown	1.69%	Lincoln	1.66%	Piermont	1.60%	Warren	1.96%	<i>Dix's Grant</i>	
Brentwood	2.07%	Franconia	2.12%	Lisbon	1.65%	Pittsburg	2.23%	Washington	1.91%	<i>Dixville</i>	
Bridgewater	1.96%	Franklin	1.87%	Litchfield	2.15%	Pittsfield	1.48%	Waterville Valley	1.66%	<i>Erving's Location</i>	
Bristol	1.96%	Freedom	2.14%	Littleton	2.12%	Plainfield	1.85%	Weare	1.70%	<i>Green's Grant</i>	
Brookfield	2.14%	Fremont	1.68%	Londonderry	2.01%	Plaistow	2.25%	Webster	1.73%	<i>Hadley's Purchase</i>	
Brookline	2.25%	Gilford	1.89%	Loudon	1.48%	Plymouth	1.96%	Wentworth	1.96%	<i>Kilkenny</i>	
Campton	1.66%	Gilmanton	2.27%	Lyman	1.65%	Portsmouth	2.17%	Westmoreland	2.05%	<i>Livermore</i>	
Canaan	1.60%	Gilsun	2.05%	Lyme	1.60%	Randolph	1.86%	Whitefield	1.86%	<i>Low and Burbank's Grant</i>	
Candia	1.66%	Goffstown	1.98%	Lyndeborough	2.20%	Raymond	1.68%	Wilmot	1.52%	<i>Martin's Location</i>	
Canterbury	1.48%	Gorham	2.48%	Madbury	2.01%	Richmond	2.02%	Wilton	2.20%	<i>Millsfield</i>	
Carroll	1.86%	Goshen	2.18%	Madison	1.61%	Rindge	1.81%	Winchester	2.02%	<i>Odell</i>	
Center Harbor	1.28%	Grafton	1.60%	Manchester	2.06%	Rochester	2.84%	Windham	2.01%	<i>Pinkham's Grant</i>	
Charlestown	2.10%	Grantham	1.85%	Marlborough	1.78%	Rollinsford	2.22%	Windsor	1.91%	<i>Sargent's Purchase</i>	
Chatham	1.61%	Greenfield	1.69%	Marlow	2.05%	Roxbury	1.74%	Wolfeboro	1.64%	<i>Second College Grant</i>	
Chester	2.06%	Greenland	1.90%	Mason	2.25%	Rumney	1.96%	Woodstock	1.66%	<i>Success</i>	
Chesterfield	2.05%	Greenville	2.25%	Meredith	1.28%	Rye	1.90%			<i>Thompson and Meserves</i>	
Chichester	1.48%	Groton	1.96%	Merrimack	2.15%	Salem	2.57%			<i>Purchase</i>	
Claremont	2.10%	Hale's Location	1.61%	Middleton	1.96%	Salisbury	1.91%			<i>Wentworth's Location</i>	
Clarksville	2.23%	Hampstead	2.06%	Milan	2.48%	Sanbornton	1.28%				
Colebrook	2.23%	Hampton	2.11%	Milford	2.86%	Sandown	2.06%				
Columbia	2.23%	Hampton Falls	2.11%	Milton	1.96%	Sandwich	2.13%				
Concord	1.73%	Hancock	1.78%	Monroe	1.65%	Seabrook	1.81%				
Conway	1.61%	Hanover	1.60%	Mont Vernon	2.20%	Sharon	1.69%				
Cornish	2.10%	Harrisville	1.78%	Moultonborough	2.13%	Shelburne	2.48%				
Croydon	2.10%	Hart's Location	1.61%	Nashua	2.25%	Somersworth	2.22%				



Point32Health
Foundation

In partnership with
Harvard Pilgrim
Health Care
a Point32Health company

Percentage of Medicare Beneficiaries Age 65+ Years with Colon Cancer (Ranked)

Milford	2.86%	Effingham	2.14%	Farmington	1.96%	Pelham	1.81%	Deerfield	1.66%	Manchester	
Rochester	2.84%	Freedom	2.14%	Middleton	1.96%	Fitzwilliam	1.81%	Hooksett	1.66%	Central Manchester	2.42%
Laconia	2.80%	Ossipee	2.14%	Milton	1.96%	Jaffrey	1.81%	Bath	1.65%	Manchester: West	2.38%
Salem	2.57%	Wakefield	2.14%	New Durham	1.96%	New Ipswich	1.81%	Benton	1.65%	Manchester: South	2.08%
Dover	2.52%	Moultonborough	2.13%	Strafford	1.96%	Rindge	1.81%	Haverhill	1.65%	Manchester: East	1.85%
Allenstown	2.50%	Sandwich	2.13%	Alexandria	1.96%	Antrim	1.78%	Landaff	1.65%	Manchester: North	1.60%
Epsom	2.50%	Tamworth	2.13%	Bridgewater	1.96%	Bennington	1.78%	Lisbon	1.65%		
Pembroke	2.50%	Tuftonboro	2.13%	Bristol	1.96%	Dublin	1.78%	Lyman	1.65%	Nashua	
Berlin	2.48%	Bethlehem	2.12%	Dorchester	1.96%	Hancock	1.78%	Monroe	1.65%	Nashua: Zip 03062	2.63%
Dummer	2.48%	Easton	2.12%	Groton	1.96%	Harrisville	1.78%	Wolfeboro	1.64%	Nashua: Zip 03064	2.40%
Errol	2.48%	Franconia	2.12%	Hebron	1.96%	Marlborough	1.78%	Albany	1.61%	Nashua: Zip 03060	2.00%
Gorham	2.48%	Littleton	2.12%	Plymouth	1.96%	Nelson	1.78%	Bartlett	1.61%	Nashua: Zip 03063	1.77%
Milan	2.48%	Sugar Hill	2.12%	Rumney	1.96%	Stoddard	1.78%	Chatham	1.61%		
Shelburne	2.48%	Hampton	2.11%	Warren	1.96%	Troy	1.78%	Conway	1.61%		
Barnstead	2.27%	Hampton Falls	2.11%	Wentworth	1.96%	Keene	1.74%	Hale's Location	1.61%		
Belmont	2.27%	Charlestown	2.10%	Hudson	1.95%	Roxbury	1.74%	Hart's Location	1.61%		
Gilmanton	2.27%	Claremont	2.10%	Bedford	1.92%	Sullivan	1.74%	Jackson	1.61%	Unincorporated Places	
Nashua	2.25%	Cornish	2.10%	Andover	1.91%	Surry	1.74%	Madison	1.61%	<i>Atkinson and Gilmanton</i>	
Brookline	2.25%	Croydon	2.10%	Bradford	1.91%	Boscawen	1.73%	Canaan	1.60%	<i>Academy Grant</i>	
Greenville	2.25%	Newport	2.10%	Deering	1.91%	Concord	1.73%	Grafton	1.60%	<i>Bean's Grant</i>	
Hollis	2.25%	Unity	2.10%	Hillsborough	1.91%	Webster	1.73%	Hanover	1.60%	<i>Bean's Purchase</i>	
Mason	2.25%	Brentwood	2.07%	Salisbury	1.91%	Newfields	1.70%	Lyme	1.60%	<i>Cambridge</i>	
Atkinson	2.25%	Exeter	2.07%	Warner	1.91%	Newmarket	1.70%	Pittsfield	1.60%	<i>Chandler's Purchase</i>	
Plaistow	2.25%	Kensington	2.07%	Washington	1.91%	North Hampton	1.70%	Orford	1.60%	<i>Crawford's Purchase</i>	
Clarksville	2.23%	Chester	2.06%	Windsor	1.91%	Stratham	1.70%	Piermont	1.60%	<i>Cutt's Grant</i>	
Colebrook	2.23%	Danville	2.06%	Greenland	1.90%	Bow	1.70%	New London	1.52%	<i>Dix's Grant</i>	
Columbia	2.23%	Hampstead	2.06%	New Castle	1.90%	Dunbarton	1.70%	Springfield	1.52%	<i>Dixville</i>	
Northumberland	2.23%	Sandown	2.06%	Newington	1.90%	Henniker	1.70%	Wilmot	1.52%	<i>Erving's Location</i>	
Pittsburg	2.23%	Manchester	2.06%	Rye	1.90%	Hopkinton	1.70%	Canterbury	1.48%	<i>Green's Grant</i>	
Stark	2.23%	Acworth	2.05%	Alton	1.89%	Weare	1.70%	Chichester	1.48%	<i>Hadley's Purchase</i>	
Stewartstown	2.23%	Alstead	2.05%	Gilford	1.89%	Fracestown	1.69%	Loudon	1.48%	<i>Kilkenny</i>	
Stratford	2.23%	Chesterfield	2.05%	Franklin	1.87%	Greenfield	1.69%	Northwood	1.48%	<i>Livermore</i>	
Rollinsford	2.22%	Gilsum	2.05%	Northfield	1.87%	Peterborough	1.69%	Pittsfield	1.48%	<i>Low and Burbank's Grant</i>	
Somersworth	2.22%	Langdon	2.05%	Tilton	1.87%	Sharon	1.69%	Center Harbor	1.28%	<i>Martin's Location</i>	
Amherst	2.20%	Marlow	2.05%	Carroll	1.86%	Temple	1.69%	Danbury	1.28%	<i>Millsfield</i>	
Lyndeborough	2.20%	Walpole	2.05%	Dalton	1.86%	Epping	1.68%	Hill	1.28%	<i>Odell</i>	
Mont Vernon	2.20%	Westmoreland	2.05%	Jefferson	1.86%	Fremont	1.68%	Meredith	1.28%	<i>Pinkham's Grant</i>	
Wilton	2.20%	Hinsdale	2.02%	Lancaster	1.86%	Nottingham	1.68%	New Hampton	1.28%	<i>Sargent's Purchase</i>	
Goshen	2.18%	Richmond	2.02%	Randolph	1.86%	Raymond	1.68%	Sanbornton	1.28%	<i>Second College Grant</i>	
Lempster	2.18%	Swanzey	2.02%	Whitefield	1.86%	Ashland	1.66%			<i>Success</i>	
Newbury	2.18%	Winchester	2.02%	Enfield	1.85%	Campton	1.66%			<i>Thompson and Meserves</i>	
Sunapee	2.18%	Londonderry	2.01%	Grantham	1.85%	Ellsworth	1.66%			<i>Purchase</i>	
Sutton	2.18%	Windham	2.01%	Lebanon	1.85%	Holderness	1.66%			<i>Wentworth's Location</i>	
Portsmouth	2.17%	Durham	2.01%	Plainfield	1.85%	Lincoln	1.66%				
Litchfield	2.15%	Lee	2.01%	East Kingston	1.81%	Thornton	1.66%				
Merrimack	2.15%	Madbury	2.01%	Kingston	1.81%	Waterville Valley	1.66%				
Derry	2.15%	Goffstown	1.98%	Newton	1.81%	Woodstock	1.66%				
Brookfield	2.14%	New Boston	1.98%	Seabrook	1.81%	Auburn	1.66%				
Eaton	2.14%	Barrington	1.96%	South Hampton	1.81%	Candia	1.66%				

Questions ? Beth.Dugan@umb.edu