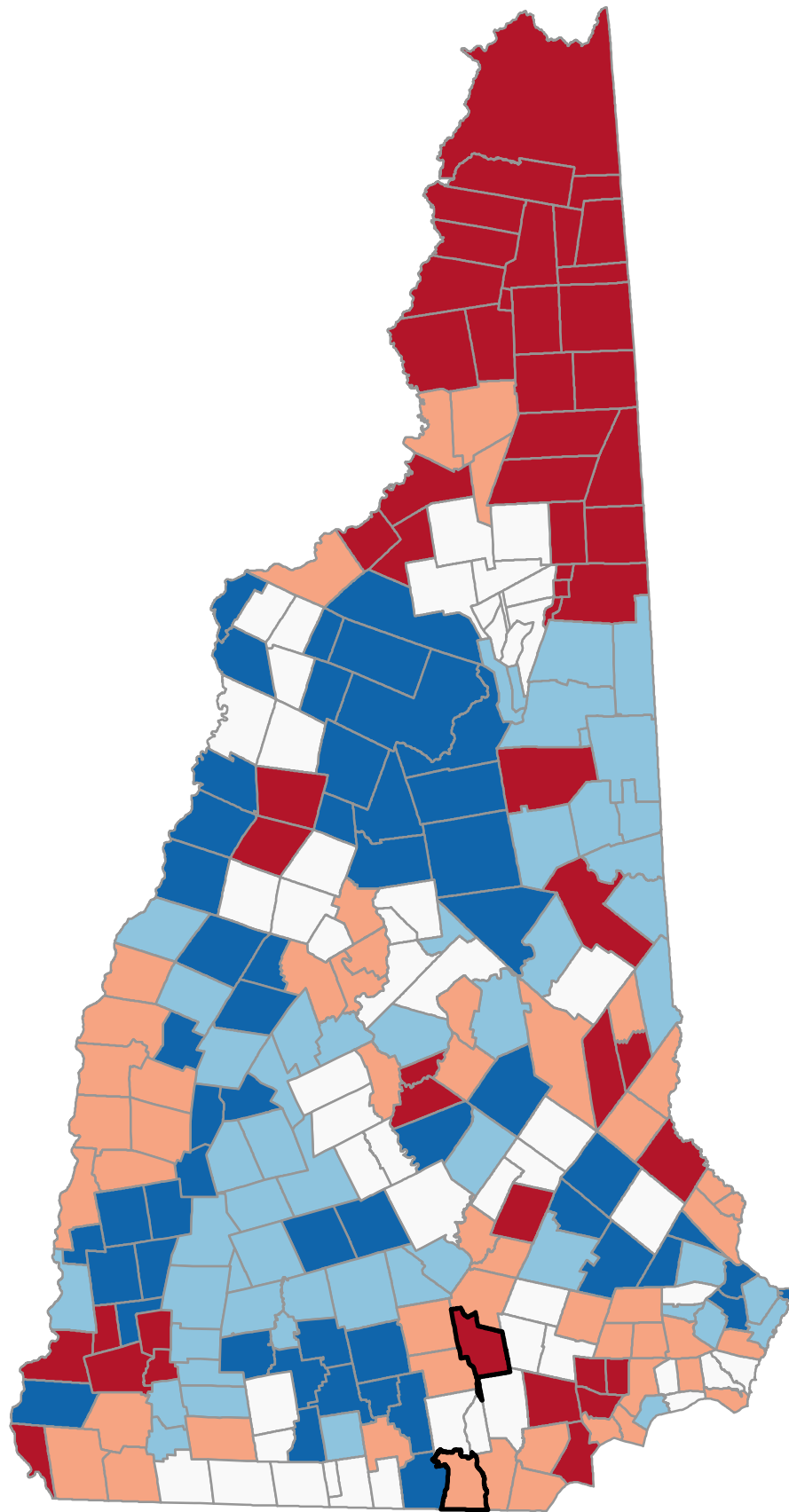
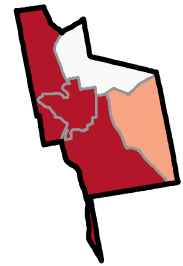


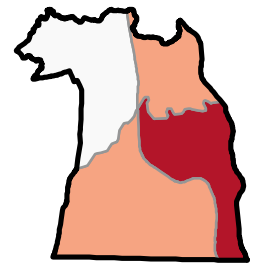
# Percentage of Medicare Beneficiaries Age 65+ Years with Congestive Heart Failure



Neighborhood values  
in NH cities



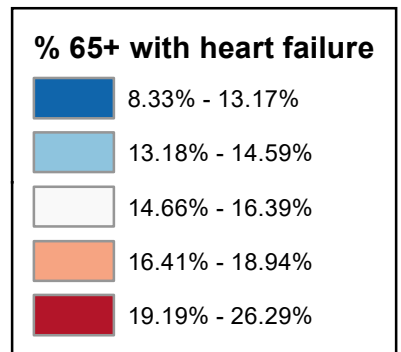
Manchester



Nashua

**State Average: 16.71%**

Source: CMS, 2020-2021



## Percentage of Medicare Beneficiaries Age 65+ Years with Congestive Heart Failure

Acworth	12.29%	Dalton	21.86%	Haverhill	15.91%	Nelson	13.71%	South Hampton	16.24%	<b>Manchester</b>	
Albany	19.99%	Danbury	13.75%	Hebron	15.78%	New Boston	12.81%	Springfield	13.90%	Central Manchester	24.43%
Alexandria	16.96%	Danville	24.29%	Henniker	11.49%	New Castle	11.32%	Stark	17.39%	Manchester: West	22.57%
Allenstown	17.74%	Deerfield	13.31%	Hill	13.75%	New Durham	20.07%	Stewartstown	19.19%	Manchester: South	20.69%
Alstead	12.29%	Deering	13.56%	Hillsborough	13.56%	New Hampton	15.30%	Stoddard	13.71%	Manchester: North	15.07%
Alton	16.79%	Derry	20.70%	Hinsdale	19.29%	New Ipswich	15.35%	Strafford	11.36%	Manchester: East	17.59%
Amherst	12.06%	Dorchester	15.78%	Holderness	16.25%	New London	13.14%	Stratford	19.19%		
Andover	15.66%	Dover	17.36%	Hollis	12.70%	Newbury	14.32%	Stratham	14.15%	<b>Nashua</b>	
Antrim	13.18%	Dublin	14.36%	Hooksett	16.80%	Newfields	14.15%	Sugar Hill	8.33%	Nashua: Zip 03060	21.22%
Ashland	16.25%	Dummer	22.07%	Hopkinton	12.18%	Newington	12.88%	Sullivan	19.23%	Nashua: Zip 03062	18.29%
Atkinson	16.85%	Dunbarton	14.39%	Hudson	16.51%	Newmarket	15.38%	Sunapee	11.84%	Nashua: Zip 03063	15.71%
Auburn	14.85%	Durham	13.70%	Jackson	14.59%	Newport	16.98%	Surry	19.23%	Nashua: Zip 03064	17.30%
Barnstead	16.23%	East Kingston	16.24%	Jaffrey	16.55%	Newton	14.18%	Sutton	14.32%		
Barrington	14.69%	Easton	8.33%	Jefferson	15.72%	North Hampton	16.49%	Swanzey	18.60%		
Bartlett	14.59%	Eaton	14.38%	Keene	19.23%	Northfield	23.06%	Tamworth	14.29%		
Bath	13.13%	Effingham	14.54%	Kensington	17.43%	Northumberland	17.39%	Temple	11.30%		
Bedford	18.21%	Ellsworth	12.25%	Kingston	18.24%	Northwood	11.41%	Thornton	12.45%	<b>Unincorporated Places</b>	
Belmont	17.27%	Enfield	13.43%	Laconia	18.88%	Nottingham	12.23%	Tilton	23.06%	<i>Atkinson and Gilmanton</i>	
Bennington	13.18%	Epping	17.98%	Lancaster	20.06%	Orange	12.83%	Troy	14.36%	<i>Academy Grant</i>	
Benton	15.91%	Epsom	19.52%	Landaff	14.66%	Orford	10.82%	Tuftonboro	13.31%	<i>Bean's Grant</i>	
Berlin	26.29%	Errol	22.07%	Langdon	12.29%	Ossipee	21.44%	Unity	16.98%	<i>Bean's Purchase</i>	
Bethlehem	10.84%	Exeter	17.43%	Lebanon	16.47%	Pelham	18.49%	Wakefield	14.54%	<i>Cambridge</i>	
Boscawen	16.39%	Farmington	18.75%	Lee	12.71%	Pembroke	17.74%	Walpole	14.04%	<i>Chandler's Purchase</i>	
Bow	14.51%	Fitzwilliam	15.80%	Lempster	11.84%	Peterborough	15.81%	Warner	14.01%	<i>Crawford's Purchase</i>	
Bradford	14.01%	Francestown	11.30%	Lincoln	13.17%	Piermont	10.82%	Warren	23.47%	<i>Cutt's Grant</i>	
Brentwood	17.43%	Franconia	8.33%	Lisbon	14.66%	Pittsburg	19.54%	Washington	13.56%	<i>Dix's Grant</i>	
Bridgewater	16.96%	Franklin	17.18%	Litchfield	14.68%	Pittsfield	15.34%	Waterville Valley	13.17%	<i>Dixville</i>	
Bristol	16.96%	Freedom	14.38%	Littleton	17.49%	Plainfield	16.47%	Weare	14.39%	<i>Erving's Location</i>	
Brookfield	17.17%	Fremont	18.94%	Londonderry	16.20%	Plaistow	17.23%	Webster	16.39%	<i>Green's Grant</i>	
Brookline	15.71%	Gilford	14.32%	Loudon	13.82%	Plymouth	16.96%	Wentworth	23.47%	<i>Hadley's Purchase</i>	
Campton	12.25%	Gilmanton	11.24%	Lyman	14.66%	Portsmouth	14.57%	Westmoreland	20.94%	<i>Kilkenny</i>	
Canaan	12.83%	Gilsun	12.29%	Lyme	10.82%	Randolph	15.72%	Whitefield	21.86%	<i>Livermore</i>	
Candia	15.03%	Goffstown	16.88%	Lyndeborough	11.44%	Raymond	17.55%	Wilmot	13.90%	<i>Low and Burbank's Grant</i>	
Canterbury	10.25%	Gorham	24.94%	Madbury	12.71%	Richmond	18.60%	Wilton	14.46%	<i>Martin's Location</i>	
Carroll	15.72%	Goshen	11.84%	Madison	13.62%	Rindge	15.80%	Winchester	18.60%	<i>Millsfield</i>	
Center Harbor	13.21%	Grafton	12.83%	Manchester	20.14%	Rochester	21.02%	Windham	16.41%	<i>Odell</i>	
Charlestown	16.98%	Grantham	11.01%	Marlborough	14.36%	Rollinsford	17.08%	Windsor	13.56%	<i>Pinkham's Grant</i>	
Chatham	14.45%	Greenfield	11.30%	Marlow	12.29%	Roxbury	19.23%	Wolfeboro	15.27%	<i>Sargent's Purchase</i>	
Chester	15.84%	Greenland	12.88%	Mason	14.81%	Rumney	15.78%	Woodstock	12.45%	<i>Second College Grant</i>	
Chesterfield	10.97%	Greenville	14.81%	Meredith	15.30%	Rye	13.70%			<i>Success</i>	
Chichester	15.34%	Groton	15.78%	Merrimack	14.75%	Salem	20.69%			<i>Thompson and Meserves</i>	
Claremont	16.98%	Hale's Location	14.59%	Middleton	20.07%	Salisbury	15.66%			<i>Purchase</i>	
Clarksville	19.54%	Hampstead	20.62%	Milan	22.07%	Sanbornton	13.75%			<i>Wentworth's Location</i>	
Colebrook	19.19%	Hampton	15.65%	Milford	18.45%	Sandown	19.35%				
Columbia	19.19%	Hampton Falls	16.18%	Milton	17.88%	Sandwich	11.58%				
Concord	16.39%	Hancock	11.73%	Monroe	13.13%	Seabrook	18.63%				
Conway	14.45%	Hanover	13.53%	Mont Vernon	11.44%	Sharon	15.81%				
Cornish	16.98%	Harrisville	13.71%	Moultonborough	11.58%	Shelburne	24.94%				
Croydon	16.98%	Hart's Location	14.59%	Nashua	18.39%	Somersworth	17.00%				



Point32Health  
Foundation

In partnership with  
Harvard Pilgrim  
Health Care  
a Point32Health company

## Percentage of Medicare Beneficiaries Age 65+ Years with Congestive Heart Failure (Ranked)

Berlin	26.29%	Epping	17.98%	Haverhill	15.91%	Dublin	14.36%	Hollis	12.70%	<b>Manchester</b>	
Gorham	24.94%	Milton	17.88%	Chester	15.84%	Marlborough	14.36%	Thornton	12.45%	Central Manchester	24.43%
Shelburne	24.94%	Allenstown	17.74%	Peterborough	15.81%	Troy	14.36%	Woodstock	12.45%	Manchester: West	22.57%
Danville	24.29%	Pembroke	17.74%	Sharon	15.81%	Gilford	14.32%	Acworth	12.29%	Manchester: South	20.69%
Warren	23.47%	Raymond	17.55%	Fitzwilliam	15.80%	Newbury	14.32%	Alstead	12.29%	Manchester: East	17.59%
Wentworth	23.47%	Littleton	17.49%	Rindge	15.80%	Sutton	14.32%	Gilsum	12.29%	Manchester: North	15.07%
Northfield	23.06%	Brentwood	17.43%	Dorchester	15.78%	Tamworth	14.29%	Langdon	12.29%		
Tilton	23.06%	Exeter	17.43%	Groton	15.78%	Newton	14.18%	Marlow	12.29%	<b>Nashua</b>	
Dummer	22.07%	Kensington	17.43%	Hebron	15.78%	Newfields	14.15%	Campton	12.25%	Nashua: Zip 03060	21.22%
Errol	22.07%	Northumberland	17.39%	Rumney	15.78%	Stratham	14.15%	Ellsworth	12.25%	Nashua: Zip 03062	18.29%
Milan	22.07%	Dover	17.39%	Carroll	15.72%	Walpole	14.04%	Nottingham	12.23%	Nashua: Zip 03064	17.30%
Dalton	21.86%	Dover	17.36%	Jefferson	15.72%	Bradford	14.01%	Hopkinton	12.18%	Nashua: Zip 03063	15.71%
Whitefield	21.86%	Belmont	17.27%	Randolph	15.72%	Warner	14.01%	Amherst	12.06%		
Ossipee	21.44%	Plaisiow	17.23%	Brookline	15.71%	Springfield	13.90%	Goshen	11.84%		
Rochester	21.02%	Franklin	17.18%	Andover	15.66%	Wilmot	13.90%	Lempster	11.84%		
Westmoreland	20.94%	Brookfield	17.17%	Salisbury	15.66%	Loudon	13.82%	Sunapee	11.84%		
Derry	20.70%	Rollinsford	17.08%	Hampton	15.65%	Danbury	13.75%	Hancock	11.73%	<b>Unincorporated Places</b>	
Salem	20.69%	Somersworth	17.00%	Newmarket	15.38%	Hill	13.75%	Moultonborough	11.58%	<i>Atkinson and Gilmanton</i>	
Hampstead	20.62%	Charlestown	16.98%	New Ipswich	15.35%	Sanbornton	13.75%	Sandwich	11.58%	<i>Academy Grant</i>	
Manchester	20.14%	Claremont	16.98%	Chichester	15.34%	Harrisville	13.71%	Henniker	11.49%	<i>Bean's Grant</i>	
Middleton	20.07%	Cornish	16.98%	Pittsfield	15.34%	Nelson	13.71%	Lyndeborough	11.44%	<i>Bean's Purchase</i>	
New Durham	20.07%	Croydon	16.98%	Meredith	15.30%	Stoddard	13.71%	Mont Vernon	11.44%	<i>Cambridge</i>	
Lancaster	20.06%	Newport	16.98%	New Hampton	15.30%	Rye	13.70%	Lyme	11.41%	<i>Chandler's Purchase</i>	
Albany	19.99%	Unity	16.98%	Wolfboro	15.27%	Durham	13.70%	Strafford	11.36%	<i>Crawford's Purchase</i>	
Clarksville	19.54%	Alexandria	16.96%	Candia	15.03%	Madison	13.62%	New Castle	11.32%	<i>Cutt's Grant</i>	
Pittsburg	19.54%	Bridgewater	16.96%	Auburn	14.85%	Deering	13.56%	Francestown	11.30%	<i>Dix's Grant</i>	
Epsom	19.52%	Bristol	16.96%	Greenville	14.81%	Hillsborough	13.56%	Greenfield	11.30%	<i>Dixville</i>	
Sandown	19.35%	Plymouth	16.96%	Mason	14.81%	Washington	13.56%	Temple	11.30%	<i>Erving's Location</i>	
Hinsdale	19.29%	Goffstown	16.88%	Merrimack	14.75%	Windsor	13.56%	Gilmanton	11.24%	<i>Green's Grant</i>	
Keene	19.23%	Atkinson	16.85%	Barrington	14.69%	Hanover	13.53%	Grantham	11.01%	<i>Hadley's Purchase</i>	
Roxbury	19.23%	Hooksett	16.80%	Litchfield	14.68%	Enfield	13.43%	Chesterfield	10.97%	<i>Kilkenny</i>	
Sullivan	19.23%	Alton	16.79%	Landaff	14.66%	Deerfield	13.31%	Bethlehem	10.84%	<i>Livermore</i>	
Surry	19.23%	Jaffrey	16.55%	Lisbon	14.66%	Tuftonboro	13.31%	Lyme	10.82%	<i>Low and Burbank's Grant</i>	
Colebrook	19.19%	Hudson	16.51%	Lyman	14.66%	Center Harbor	13.21%	Orford	10.82%	<i>Martin's Location</i>	
Columbia	19.19%	North Hampton	16.49%	Bartlett	14.59%	Antrim	13.18%	Piermont	10.82%	<i>Millsfield</i>	
Stewartstown	19.19%	Lebanon	16.47%	Hale's Location	14.59%	Bennington	13.18%	Canterbury	10.25%	<i>Odell</i>	
Stratford	19.19%	Plainfield	16.47%	Hart's Location	14.59%	Lincoln	13.17%	Easton	8.33%	<i>Pinkham's Grant</i>	
Fremont	18.94%	Windham	16.41%	Jackson	14.59%	Waterville Valley	13.17%	Franconia	8.33%	<i>Sargent's Purchase</i>	
Laconia	18.88%	Boscawen	16.39%	Portsmouth	14.57%	New London	13.14%	Sugar Hill	8.33%	<i>Second College Grant</i>	
Farmington	18.75%	Concord	16.39%	Effingham	14.54%	Bath	13.13%			<i>Success</i>	
Seabrook	18.63%	Webster	16.39%	Wakefield	14.54%	Monroe	13.13%			<i>Thompson and Meserves</i>	
Richmond	18.60%	Ashland	16.25%	Bow	14.51%	Greenland	12.88%			<i>Purchase</i>	
Swanzey	18.60%	Holderness	16.25%	Wilton	14.46%	Newington	12.88%			<i>Wentworth's Location</i>	
Winchester	18.60%	East Kingston	16.24%	Chatham	14.45%	Canaan	12.83%				
Pelham	18.49%	South Hampton	16.24%	Conway	14.45%	Grafton	12.83%				
Milford	18.45%	Barnstead	16.23%	Dunbarton	14.39%	Orange	12.83%				
Nashua	18.39%	Londonderry	16.20%	Weare	14.39%	New Boston	12.81%				
Kingston	18.24%	Hampton Falls	16.18%	Eaton	14.38%	Lee	12.71%				
Bedford	18.21%	Benton	15.91%	Freedom	14.38%	Madbury	12.71%				

Questions ? [Beth.Dugan@umb.edu](mailto:Beth.Dugan@umb.edu)