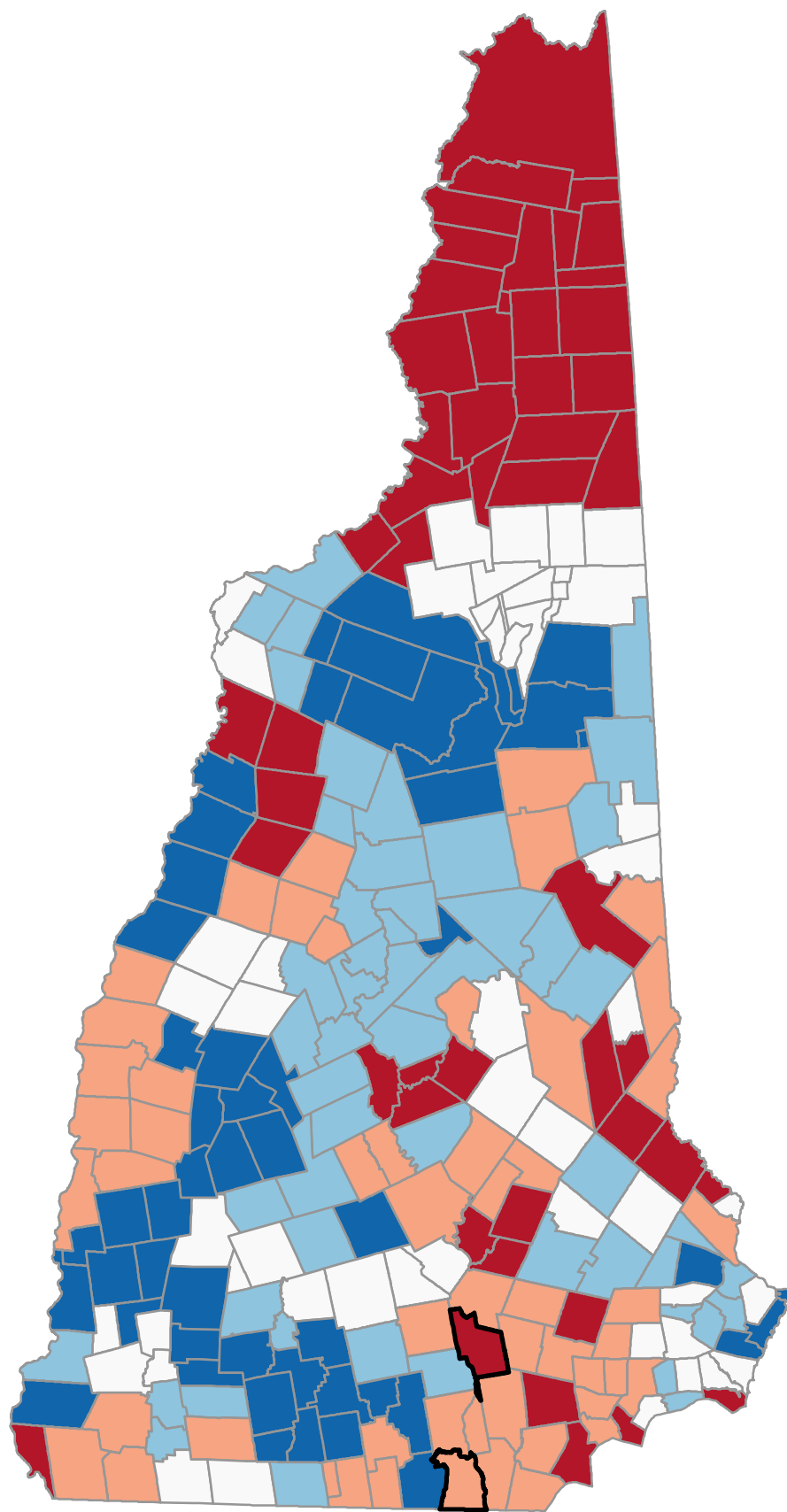


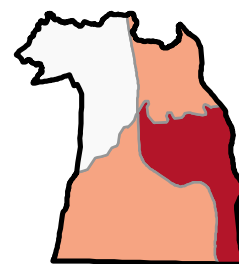
Percentage of Medicare Beneficiaries Age 65+ Years with Diabetes



*Neighborhood values
in NH cities*



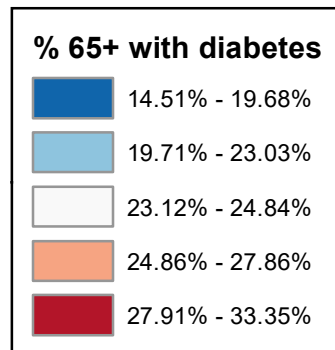
Manchester



Nashua

State Average: 25.16%

Source: CMS, 2020-2021



Percentage of Medicare Beneficiaries Age 65+ Years with Diabetes

Acworth	18.89%	Dalton	29.77%	Haverhill	30.72%	Nelson	16.43%	South Hampton	22.33%	Manchester	
Albany	25.71%	Danbury	22.33%	Hebron	25.24%	New Boston	22.72%	Springfield	17.09%	Central Manchester	33.31%
Alexandria	23.02%	Danville	26.39%	Henniker	21.73%	New Castle	16.73%	Stark	32.83%	Manchester: West	29.58%
Allenstown	31.65%	Deerfield	21.03%	Hill	22.33%	New Durham	29.92%	Stewartstown	28.55%	Manchester: South	31.92%
Alstead	18.89%	Deering	23.61%	Hillsborough	23.61%	New Hampton	19.94%	Stoddard	16.43%	Manchester: North	23.92%
Alton	25.79%	Derry	29.50%	Hinsdale	33.23%	New Ipswich	20.45%	Strafford	22.17%	Manchester: East	28.49%
Amherst	18.56%	Dorchester	25.24%	Holderness	22.74%	New London	15.72%	Stratford	28.55%		
Andover	20.41%	Dover	26.54%	Hollis	18.29%	Newbury	18.48%	Stratham	20.43%	Nashua	
Antrim	21.90%	Dublin	21.07%	Hooksett	25.01%	Newfields	20.43%	Sugar Hill	17.91%	Nashua: Zip 03060	31.22%
Ashland	22.74%	Dummer	29.05%	Hopkinton	16.68%	Newington	20.91%	Sullivan	23.91%	Nashua: Zip 03062	27.44%
Atkinson	25.37%	Dunbarton	23.71%	Hudson	27.70%	Newmarket	23.90%	Sunapee	18.72%	Nashua: Zip 03063	24.41%
Auburn	25.45%	Durham	17.45%	Jackson	17.90%	Newport	27.43%	Surry	23.91%	Nashua: Zip 03064	27.12%
Barnstead	23.48%	East Kingston	22.33%	Jaffrey	27.25%	Newton	24.07%	Sutton	18.48%		
Barrington	24.28%	Easton	17.91%	Jefferson	24.41%	North Hampton	19.09%	Swanzy	24.90%		
Bartlett	17.90%	Eaton	24.83%	Keene	23.91%	Northfield	30.02%	Tamworth	25.05%		
Bath	23.59%	Effingham	26.45%	Kensington	23.64%	Northumberland	32.83%	Temple	18.25%	Unincorporated Places	
Bedford	22.89%	Enfield	21.72%	Kingston	27.13%	Northwood	24.14%	Thornton	21.90%	<i>Atkinson and Gilmanton</i>	
Belmont	28.44%	Enfield	24.57%	Laconia	25.99%	Nottingham	22.57%	Tilton	30.02%	<i>Academy Grant</i>	
Bennington	21.90%	Epping	27.47%	Lancaster	29.91%	Orange	24.23%	Troy	21.07%	<i>Bean's Grant</i>	
Benton	30.72%	Epsom	27.91%	Landaff	22.34%	Orford	17.63%	Tuftonboro	21.55%	<i>Bean's Purchase</i>	
Berlin	30.55%	Errol	29.05%	Langdon	18.89%	Ossipee	31.19%	Unity	27.43%	<i>Cambridge</i>	
Bethlehem	18.66%	Exeter	23.64%	Lebanon	25.34%	Pelham	26.48%	Wakefield	26.45%	<i>Chandler's Purchase</i>	
Boscawen	25.87%	Farmington	29.53%	Lee	20.41%	Pembroke	31.65%	Walpole	19.68%	<i>Crawford's Purchase</i>	
Bow	23.78%	Fitzwilliam	23.83%	Lempster	18.72%	Peterborough	17.73%	Warner	21.22%	<i>Cutt's Grant</i>	
Bradford	21.22%	Francestown	18.25%	Lincoln	18.16%	Piermont	17.63%	Warren	32.94%	<i>Dix's Grant</i>	
Brentwood	23.64%	Franconia	17.91%	Lisbon	22.34%	Pittsburg	32.85%	Washington	23.61%	<i>Dixville</i>	
Bridgewater	23.02%	Franklin	30.52%	Litchfield	26.08%	Pittsfield	25.24%	Waterville Valley	18.16%	<i>Erving's Location</i>	
Bristol	23.02%	Freedom	24.83%	Littleton	22.30%	Plainfield	25.34%	Weare	23.71%	<i>Green's Grant</i>	
Brookfield	24.64%	Fremont	27.49%	Londonderry	26.18%	Plaislow	31.06%	Webster	25.87%	<i>Hadley's Purchase</i>	
Brookline	25.67%	Gilford	23.26%	Loudon	26.10%	Plymouth	23.02%	Wentworth	32.94%	<i>Kilkenny</i>	
Campton	21.72%	Gilmanton	24.73%	Lyman	22.34%	Portsmouth	23.36%	Westmoreland	19.71%	<i>Livermore</i>	
Canaan	24.23%	Gilsun	18.89%	Lyme	17.63%	Randolph	24.41%	Whitefield	29.77%	<i>Low and Burbank's Grant</i>	
Candia	25.50%	Goffstown	26.81%	Lyndeborough	17.64%	Raymond	29.53%	Wilmot	17.09%	<i>Martin's Location</i>	
Canterbury	20.85%	Gorham	24.84%	Madbury	20.41%	Richmond	24.90%	Wilton	18.52%	<i>Millsfield</i>	
Carroll	24.41%	Goshen	18.72%	Madison	19.77%	Rindge	23.83%	Winchester	24.90%	<i>Odell</i>	
Center Harbor	18.33%	Grafton	24.23%	Manchester	29.48%	Rochester	33.35%	Windham	25.99%	<i>Pinkham's Grant</i>	
Charlestown	27.43%	Grantham	17.94%	Marlborough	21.07%	Rollinsford	23.67%	Windsor	23.61%	<i>Sargent's Purchase</i>	
Chatham	23.03%	Greenfield	18.25%	Marlow	18.89%	Roxbury	23.91%	Wolfeboro	21.70%	<i>Second College Grant</i>	
Chester	24.86%	Greenland	20.91%	Mason	27.86%	Rumney	25.24%	Woodstock	21.90%	<i>Success</i>	
Chesterfield	18.68%	Greenville	27.86%	Meredith	19.94%	Rye	17.76%			<i>Thompson and Meserves</i>	
Chichester	25.24%	Groton	25.24%	Merrimack	26.59%	Salem	30.80%			<i>Purchase</i>	
Claremont	27.43%	Hale's Location	17.90%	Middleton	29.92%	Salisbury	20.41%			<i>Wentworth's Location</i>	
Clarksville	32.85%	Hampstead	27.03%	Milan	29.05%	Sanbornton	22.33%				
Colebrook	28.55%	Hampton	23.12%	Milford	27.16%	Sandown	26.45%				
Columbia	28.55%	Hampton Falls	23.54%	Milton	27.17%	Sandwich	20.88%				
Concord	25.87%	Hancock	14.68%	Monroe	23.59%	Seabrook	30.00%				
Conway	23.03%	Hanover	14.51%	Mont Vernon	17.64%	Sharon	17.73%				
Cornish	27.43%	Harrisville	16.43%	Moultonborough	20.88%	Shelburne	24.84%				
Croydon	27.43%	Hart's Location	17.90%	Nashua	27.74%	Somersworth	30.46%				



Point32Health
Foundation

In partnership with
Harvard Pilgrim
Health Care
a Point32Health company

Percentage of Medicare Beneficiaries Age 65+ Years with Diabetes (Ranked)

Rochester	33.35%	Newport	27.43%	Enfield	24.57%	Danbury	22.33%	Bethlehem	18.66%	Manchester	
Hinsdale	33.23%	Unity	27.43%	Carroll	24.41%	Hill	22.33%	Amherst	18.56%	Central Manchester	33.31%
Warren	32.94%	Jaffrey	27.25%	Jefferson	24.41%	Sanbornton	22.33%	Wilton	18.52%	Manchester: South	31.92%
Wentworth	32.94%	Milton	27.17%	Randolph	24.41%	East Kingston	22.33%	Newbury	18.48%	Manchester: West	29.58%
Clarksville	32.85%	Milford	27.16%	Barrington	24.28%	South Hampton	22.33%	Sutton	18.48%	Manchester: East	28.49%
Pittsburg	32.85%	Kingston	27.13%	Canaan	24.23%	Littleton	22.30%	Center Harbor	18.33%	Manchester: North	23.92%
Northumberland	32.83%	Hampstead	27.03%	Grafton	24.23%	Strafford	22.17%	Hollis	18.29%		
Stark	32.83%	Goffstown	26.81%	Orange	24.23%	Thornton	21.90%	Francestown	18.25%	Nashua	
Allenstown	31.65%	Merrimack	26.59%	Northwood	24.14%	Woodstock	21.90%	Greenfield	18.25%	Nashua: Zip 03060	31.22%
Pembroke	31.65%	Dover	26.54%	Newton	24.07%	Antrim	21.90%	Temple	18.25%	Nashua: Zip 03062	27.44%
Ossipee	31.19%	Pelham	26.48%	Keene	23.91%	Bennington	21.90%	Lincoln	18.16%	Nashua: Zip 03064	27.12%
Plaistow	31.06%	Sandown	26.45%	Roxbury	23.91%	Henniker	21.73%	Waterville Valley	18.16%	Nashua: Zip 03063	24.41%
Salem	30.80%	Effingham	26.45%	Sullivan	23.91%	Campton	21.72%	Grantham	17.94%		
Benton	30.72%	Wakefield	26.45%	Surry	23.91%	Ellsworth	21.72%	Easton	17.91%		
Haverhill	30.72%	Danville	26.39%	Newmarket	23.90%	Wolfeboro	21.70%	Franconia	17.91%		
Berlin	30.55%	Londonderry	26.18%	Fitzwilliam	23.83%	Tuftonboro	21.55%	Sugar Hill	17.91%		
Franklin	30.52%	Loudon	26.10%	Rindge	23.83%	Bradford	21.22%	Bartlett	17.90%	Unincorporated Places	
Somersworth	30.46%	Litchfield	26.08%	Bow	23.78%	Warner	21.22%	Hale's Location	17.90%	<i>Atkinson and Gilmanton</i>	
Northfield	30.02%	Windham	25.99%	Dunbarton	23.71%	Dublin	21.07%	Hart's Location	17.90%	<i>Academy Grant</i>	
Tilton	30.02%	Laconia	25.99%	Weare	23.71%	Marlborough	21.07%	Jackson	17.90%	<i>Bean's Grant</i>	
Seabrook	30.00%	Boscawen	25.87%	Rollinsford	23.67%	Troy	21.07%	Rye	17.76%	<i>Bean's Purchase</i>	
Middleton	29.92%	Concord	25.87%	Brentwood	23.64%	Deerfield	21.03%	Peterborough	17.73%	<i>Cambridge</i>	
New Durham	29.92%	Webster	25.87%	Exeter	23.64%	Greenland	20.91%	Hopkinton	17.73%	<i>Chandler's Purchase</i>	
Lancaster	29.91%	Alton	25.79%	Kensington	23.64%	Newington	20.91%	Lyndeborough	17.64%	<i>Crawford's Purchase</i>	
Dalton	29.77%	Albany	25.71%	Deering	23.61%	Moultonborough	20.88%	Mont Vernon	17.64%	<i>Cutt's Grant</i>	
Whitefield	29.77%	Brookline	25.67%	Hillsborough	23.61%	Sandwich	20.88%	Lyme	17.63%	<i>Dix's Grant</i>	
Raymond	29.53%	Candia	25.50%	Washington	23.61%	Canterbury	20.85%	Orford	17.63%	<i>Dixville</i>	
Farmington	29.53%	Auburn	25.45%	Windsor	23.61%	New Ipswich	20.45%	Piermont	17.63%	<i>Erving's Location</i>	
Derry	29.50%	Atkinson	25.37%	Bath	23.59%	Newfields	20.43%	Durham	17.45%	<i>Green's Grant</i>	
Manchester	29.48%	Lebanon	25.34%	Monroe	23.59%	Stratham	20.43%	Springfield	17.09%	<i>Hadley's Purchase</i>	
Dummer	29.05%	Plainfield	25.34%	Hampton Falls	23.54%	Lee	20.41%	Wilmot	17.09%	<i>Kilkenny</i>	
Errol	29.05%	Dorchester	25.24%	Barnstead	23.48%	Madbury	20.41%	New Castle	16.73%	<i>Livermore</i>	
Milan	29.05%	Groton	25.24%	Portsmouth	23.36%	Andover	20.41%	Hopkinton	16.68%	<i>Low and Burbank's Grant</i>	
Colebrook	28.55%	Hebron	25.24%	Gilford	23.26%	Salisbury	20.41%	Harrisville	16.43%	<i>Martin's Location</i>	
Columbia	28.55%	Rumney	25.24%	Hampton	23.12%	Meredith	19.94%	Nelson	16.43%	<i>Millsfield</i>	
Stewartstown	28.55%	Chichester	25.24%	Chatham	23.03%	New Hampton	19.94%	Stoddard	16.43%	<i>Odell</i>	
Stratford	28.55%	Pittsfield	25.24%	Conway	23.03%	Madison	19.77%	New London	15.72%	<i>Pinkham's Grant</i>	
Belmont	28.44%	Tamworth	25.05%	Alexandria	23.02%	Westmoreland	19.71%	Hancock	14.68%	<i>Sargent's Purchase</i>	
Epsom	27.91%	Hooksett	25.01%	Bridgewater	23.02%	Walpole	19.68%	Hanover	14.51%	<i>Second College Grant</i>	
Greenville	27.86%	Richmond	24.90%	Bristol	23.02%	North Hampton	19.09%			<i>Success</i>	
Mason	27.86%	Swanzy	24.90%	Plymouth	23.02%	Acworth	18.89%			<i>Thompson and Meserves</i>	
Nashua	27.74%	Winchester	24.90%	Bedford	22.89%	Alstead	18.89%			<i>Purchase</i>	
Hudson	27.70%	Chester	24.86%	Ashland	22.74%	Gilsum	18.89%			<i>Wentworth's Location</i>	
Fremont	27.49%	Gorham	24.84%	Holderness	22.74%	Langdon	18.89%				
Epping	27.47%	Shelburne	24.84%	New Boston	22.72%	Marlow	18.89%				
Charlestown	27.43%	Eaton	24.83%	Nottingham	22.57%	Goshen	18.72%				
Claremont	27.43%	Freedom	24.83%	Landaff	22.34%	Lempster	18.72%				
Cornish	27.43%	Gilmanton	24.73%	Lisbon	22.34%	Sunapee	18.72%				
Croydon	27.43%	Brookfield	24.64%	Lyman	22.34%	Chesterfield	18.68%				

Questions ? Beth.Dugan@umb.edu