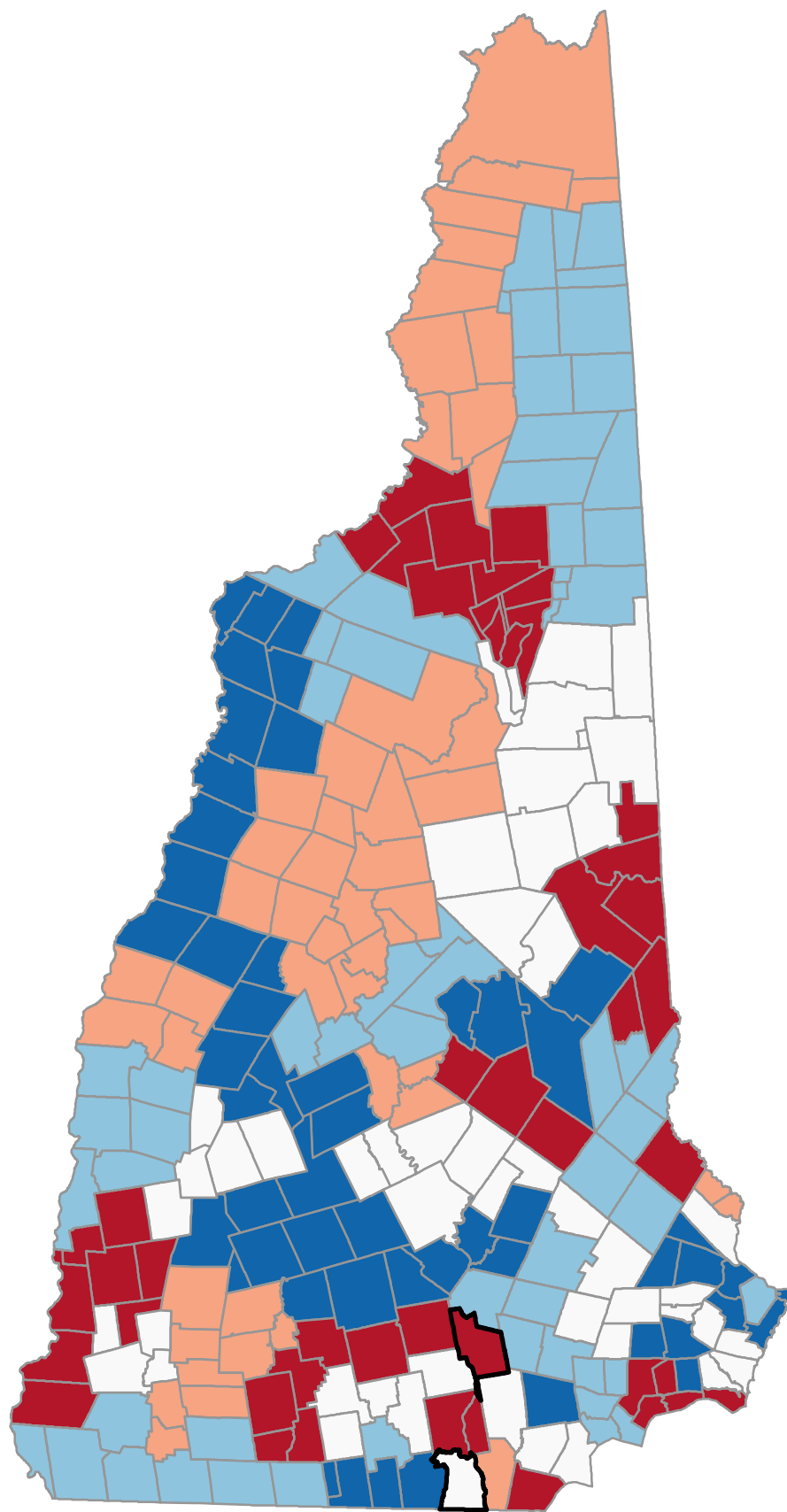
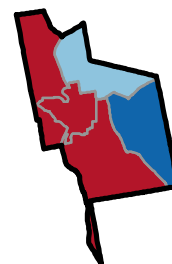


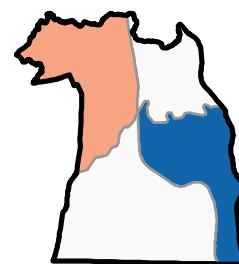
Percentage of Medicare Beneficiaries Age 65+ Years with Endometrial Cancer (Women)



Neighborhood values in NH cities



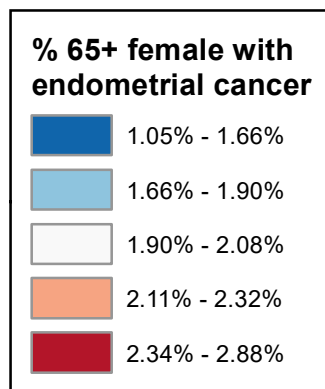
Manchester



Nashua

State Average: 1.96%

Source: CMS, 2020-2021



Percentage of Medicare Beneficiaries Age 65+ Years with Endometrial Cancer (Women)

Acworth	2.68%	Dalton	2.70%	Haverhill	1.50%	Nelson	2.18%	South Hampton	2.39%	Manchester	
Albany	1.92%	Danbury	1.72%	Hebron	2.11%	New Boston	2.56%	Springfield	1.05%	Central Manchester	2.88%
Alexandria	2.11%	Danville	1.71%	Henniker	1.47%	New Castle	1.43%	Stark	2.27%	Manchester: West	2.46%
Allenstown	1.26%	Deerfield	1.85%	Hill	1.72%	New Durham	1.79%	Stewartstown	2.27%	Manchester: South	2.83%
Alstead	2.68%	Deering	1.32%	Hillsborough	1.32%	New Hampton	1.72%	Stoddard	2.18%	Manchester: North	1.72%
Alton	1.64%	Derry	1.51%	Hinsdale	1.90%	New Ipswich	1.66%	Strafford	1.79%	Manchester: East	1.62%
Amherst	1.90%	Dorchester	2.11%	Holderness	2.12%	New London	1.05%	Stratford	2.27%		
Andover	1.32%	Dover	1.97%	Hollis	1.66%	Newbury	2.08%	Stratham	2.06%	Nashua	
Antrim	2.18%	Dublin	2.18%	Hooksett	1.85%	Newfields	2.06%	Sugar Hill	1.74%	Nashua: Zip 03060	1.61%
Ashland	2.12%	Dummer	1.90%	Hopkinton	1.47%	Newington	1.43%	Sullivan	1.94%	Nashua: Zip 03062	1.91%
Atkinson	1.73%	Dunbarton	1.47%	Hudson	2.28%	Newmarket	2.06%	Sunapee	2.08%	Nashua: Zip 03063	2.23%
Auburn	1.85%	Durham	1.38%	Jackson	1.92%	Newport	1.75%	Surry	1.94%	Nashua: Zip 03064	2.06%
Barnstead	2.34%	East Kingston	2.39%	Jaffrey	1.66%	Newton	2.39%	Sutton	2.08%		
Barrington	1.79%	Easton	1.74%	Jefferson	2.70%	North Hampton	2.06%	Swanzey	1.90%		
Bartlett	1.92%	Eaton	2.67%	Keene	1.94%	Northfield	2.32%	Tamworth	1.98%		
Bath	1.50%	Effingham	2.67%	Kensington	1.40%	Northumberland	2.27%	Temple	2.40%		
Bedford	2.07%	Ellsworth	2.12%	Kingston	2.39%	Northwood	1.91%	Thornton	2.12%	Unincorporated Places	
Belmont	2.34%	Enfield	2.17%	Laconia	1.53%	Nottingham	2.07%	Tilton	2.32%	<i>Atkinson and Gilmanton</i>	
Bennington	2.18%	Epping	2.07%	Lancaster	2.70%	Orange	1.65%	Troy	2.18%	<i>Academy Grant</i>	
Benton	1.50%	Epsom	1.26%	Landaff	1.50%	Orford	1.65%	Tuftonboro	1.98%	<i>Bean's Grant</i>	
Berlin	1.90%	Errol	1.90%	Langdon	2.68%	Ossipee	2.67%	Unity	1.75%	<i>Bean's Purchase</i>	
Bethlehem	1.74%	Exeter	1.40%	Lebanon	2.17%	Pelham	2.75%	Wakefield	2.67%	<i>Cambridge</i>	
Boscawen	2.05%	Farmington	1.79%	Lee	1.38%	Pembroke	1.26%	Walpole	2.68%	<i>Chandler's Purchase</i>	
Bow	1.47%	Fitzwilliam	1.66%	Lempster	2.08%	Peterborough	2.40%	Warner	1.32%	<i>Crawford's Purchase</i>	
Bradford	1.32%	Francestown	2.40%	Lincoln	2.12%	Piermont	1.65%	Warren	2.11%	<i>Cutt's Grant</i>	
Brentwood	1.40%	Franconia	1.74%	Lisbon	1.50%	Pittsburg	2.27%	Washington	1.32%	<i>Dix's Grant</i>	
Bridgewater	2.11%	Franklin	2.32%	Litchfield	2.38%	Pittsfield	1.91%	Waterville Valley	2.12%	<i>Dixville</i>	
Bristol	2.11%	Freedom	2.67%	Littleton	1.74%	Plainfield	2.17%	Weare	1.47%	<i>Erving's Location</i>	
Brookfield	2.67%	Fremont	2.07%	Londonderry	2.00%	Plaistow	1.73%	Webster	2.05%	<i>Green's Grant</i>	
Brookline	1.66%	Gilford	1.64%	Loudon	1.91%	Plymouth	2.11%	Wentworth	2.11%	<i>Hadley's Purchase</i>	
Campton	2.12%	Gilmanton	2.34%	Lyman	1.50%	Portsmouth	1.74%	Westmoreland	2.68%	<i>Kilkenny</i>	
Canaan	1.65%	Gilsun	2.68%	Lyme	1.65%	Randolph	2.70%	Whitefield	2.70%	<i>Livermore</i>	
Candia	1.85%	Goffstown	2.56%	Lyndeborough	1.90%	Raymond	2.07%	Wilmot	1.05%	<i>Low and Burbank's Grant</i>	
Canterbury	1.91%	Gorham	1.90%	Madbury	1.38%	Richmond	1.90%	Wilton	1.90%	<i>Martin's Location</i>	
Carroll	2.70%	Goshen	2.08%	Madison	1.92%	Rindge	1.66%	Winchester	1.90%	<i>Millsfield</i>	
Center Harbor	1.72%	Grafton	1.65%	Manchester	2.34%	Rochester	2.37%	Windham	2.00%	<i>Odell</i>	
Charlestown	1.75%	Grantham	2.17%	Marlborough	2.18%	Rollinsford	2.30%	Windsor	1.32%	<i>Pinkham's Grant</i>	
Chatham	1.92%	Greenfield	2.40%	Marlow	2.68%	Roxbury	1.94%	Wolfeboro	1.38%	<i>Sargent's Purchase</i>	
Chester	1.71%	Greenland	1.43%	Mason	1.66%	Rumney	2.11%	Woodstock	2.12%	<i>Second College Grant</i>	
Chesterfield	2.68%	Greenville	1.66%	Meredith	1.72%	Rye	1.43%			<i>Success</i>	
Chichester	1.91%	Groton	2.11%	Merrimack	2.38%	Salem	1.91%			<i>Thompson and Meserves</i>	
Claremont	1.75%	Hale's Location	1.92%	Middleton	1.79%	Salisbury	1.32%			<i>Purchase</i>	
Clarksville	2.27%	Hampstead	1.71%	Milan	1.90%	Sanbornton	1.72%			<i>Wentworth's Location</i>	
Colebrook	2.27%	Hampton	1.97%	Milford	1.80%	Sandown	1.71%				
Columbia	2.27%	Hampton Falls	1.97%	Milton	1.79%	Sandwich	1.98%				
Concord	2.05%	Hancock	2.18%	Monroe	1.50%	Seabrook	2.39%				
Conway	1.92%	Hanover	1.65%	Mont Vernon	1.90%	Sharon	2.40%				
Cornish	1.75%	Harrisville	2.18%	Moultonborough	1.98%	Shelburne	1.90%				
Croydon	1.75%	Hart's Location	1.92%	Nashua	1.92%	Somersworth	2.30%				

Percentage of Medicare Beneficiaries Age 65+ Years with Endometrial Cancer (Women) (Ranked)

Pelham	2.75%	Northumberland	2.27%	Stratham	2.06%	Hooksett	1.85%	Laconia	1.53%	Manchester	
Carroll	2.70%	Pittsburg	2.27%	Boscawen	2.05%	Milford	1.80%	Derry	1.51%	Central Manchester	2.88%
Dalton	2.70%	Stark	2.27%	Concord	2.05%	Barrington	1.79%	Bath	1.50%	Manchester: South	2.83%
Jefferson	2.70%	Stewartstown	2.27%	Webster	2.05%	Farmington	1.79%	Benton	1.50%	Manchester: West	2.46%
Lancaster	2.70%	Stratford	2.27%	Londonderry	2.00%	Middleton	1.79%	Haverhill	1.50%	Manchester: North	1.72%
Randolph	2.70%	Antrim	2.18%	Windham	2.00%	Milton	1.79%	Landaff	1.50%	Manchester: East	1.62%
Whitefield	2.70%	Bennington	2.18%	Moultonborough	1.98%	New Durham	1.79%	Lisbon	1.50%		
Acworth	2.68%	Dublin	2.18%	Sandwich	1.98%	Strafford	1.79%	Lyman	1.50%	Nashua	
Alstead	2.68%	Hancock	2.18%	Tamworth	1.98%	Charlestown	1.75%	Monroe	1.50%	Nashua: Zip 03063	2.23%
Chesterfield	2.68%	Harrisville	2.18%	Tuftonboro	1.98%	Claremont	1.75%	Bow	1.47%	Nashua: Zip 03064	2.06%
Gilsum	2.68%	Marlborough	2.18%	Hampton	1.97%	Cornish	1.75%	Dunbarton	1.47%	Nashua: Zip 03062	1.91%
Langdon	2.68%	Nelson	2.18%	Hampton Falls	1.97%	Croydon	1.75%	Henniker	1.47%	Nashua: Zip 03060	1.61%
Marlow	2.68%	Stoddard	2.18%	Dover	1.97%	Newport	1.75%	Hopkinton	1.47%		
Walpole	2.68%	Troy	2.18%	Keene	1.94%	Unity	1.75%	Weare	1.47%		
Westmoreland	2.68%	Enfield	2.17%	Roxbury	1.94%	Bethlehem	1.74%	Greenland	1.43%		
Brookfield	2.67%	Grantham	2.17%	Sullivan	1.94%	Easton	1.74%	New Castle	1.43%		
Eaton	2.67%	Lebanon	2.17%	Surry	1.94%	Franconia	1.74%	Newington	1.43%	Unincorporated Places	
Effingham	2.67%	Plainfield	2.17%	Albany	1.92%	Littleton	1.74%	Rye	1.43%	<i>Atkinson and Gilmanton</i>	
Freedom	2.67%	Ashland	2.12%	Bartlett	1.92%	Sugar Hill	1.74%	Brentwood	1.40%	<i>Academy Grant</i>	
Ossipee	2.67%	Campton	2.12%	Chatham	1.92%	Portsmouth	1.74%	Exeter	1.40%	<i>Bean's Grant</i>	
Wakefield	2.67%	Ellsworth	2.12%	Conway	1.92%	Atkinson	1.73%	Kensington	1.40%	<i>Bean's Purchase</i>	
Goffstown	2.56%	Holderness	2.12%	Hale's Location	1.92%	Plaistow	1.73%	Wolfeboro	1.38%	<i>Cambridge</i>	
New Boston	2.56%	Lincoln	2.12%	Hart's Location	1.92%	Center Harbor	1.72%	Windsor	1.38%	<i>Chandler's Purchase</i>	
Francestown	2.40%	Thornton	2.12%	Jackson	1.92%	Danbury	1.72%	Lee	1.38%	<i>Crawford's Purchase</i>	
Greenfield	2.40%	Waterville Valley	2.12%	Madison	1.92%	Hill	1.72%	Madbury	1.38%	<i>Cutt's Grant</i>	
Peterborough	2.40%	Woodstock	2.12%	Nashua	1.92%	Meredith	1.72%	Andover	1.32%	<i>Dix's Grant</i>	
Sharon	2.40%	Alexandria	2.11%	Canterbury	1.91%	New Hampton	1.72%	Bradford	1.32%	<i>Dixville</i>	
Temple	2.40%	Bridgewater	2.11%	Chichester	1.91%	Sanbornton	1.72%	Deering	1.32%	<i>Erving's Location</i>	
East Kingston	2.39%	Bristol	2.11%	Loudon	1.91%	Chester	1.71%	Hillsborough	1.32%	<i>Green's Grant</i>	
Kingston	2.39%	Dorchester	2.11%	Northwood	1.91%	Danville	1.71%	Salisbury	1.32%	<i>Hadley's Purchase</i>	
Newton	2.39%	Groton	2.11%	Pittsfield	1.91%	Hampstead	1.71%	Warner	1.32%	<i>Kilkenny</i>	
Seabrook	2.39%	Hebron	2.11%	Salem	1.91%	Sandown	1.71%	Washington	1.32%	<i>Livermore</i>	
South Hampton	2.39%	Plymouth	2.11%	Amherst	1.90%	Fitzwilliam	1.66%	Windsor	1.32%	<i>Low and Burbank's Grant</i>	
Litchfield	2.38%	Rumney	2.11%	Lyndeborough	1.90%	Jaffrey	1.66%	Allenstown	1.26%	<i>Martin's Location</i>	
Merrimack	2.38%	Warren	2.11%	Mont Vernon	1.90%	New Ipswich	1.66%	Epsom	1.26%	<i>Millsfield</i>	
Rochester	2.37%	Wentworth	2.11%	Wilton	1.90%	Rindge	1.66%	Pembroke	1.26%	<i>Odell</i>	
Barnstead	2.34%	Goshen	2.08%	Berlin	1.90%	Brookline	1.66%	New London	1.05%	<i>Pinkham's Grant</i>	
Belmont	2.34%	Lempster	2.08%	Dummer	1.90%	Greenville	1.66%	Springfield	1.05%	<i>Sargent's Purchase</i>	
Gilmanton	2.34%	Newbury	2.08%	Errol	1.90%	Hollis	1.66%	Wilmot	1.05%	<i>Second College Grant</i>	
Manchester	2.34%	Sunapee	2.08%	Gorham	1.90%	Mason	1.66%			<i>Success</i>	
Franklin	2.32%	Sutton	2.08%	Milan	1.90%	Canaan	1.65%			<i>Thompson and Meserves</i>	
Northfield	2.32%	Epping	2.07%	Shelburne	1.90%	Grafton	1.65%			<i>Purchase</i>	
Tilton	2.32%	Fremont	2.07%	Hinsdale	1.90%	Hanover	1.65%			<i>Wentworth's Location</i>	
Rollinsford	2.30%	Nottingham	2.07%	Richmond	1.90%	Lyme	1.65%				
Somersworth	2.30%	Raymond	2.07%	Swanzey	1.90%	Orange	1.65%				
Hudson	2.28%	Bedford	2.07%	Winchester	1.90%	Orford	1.65%				
Clarksville	2.27%	Newfields	2.06%	Auburn	1.85%	Piermont	1.65%				
Colebrook	2.27%	Newmarket	2.06%	Candia	1.85%	Alton	1.64%				
Columbia	2.27%	North Hampton	2.06%	Deerfield	1.85%	Gilford	1.64%				