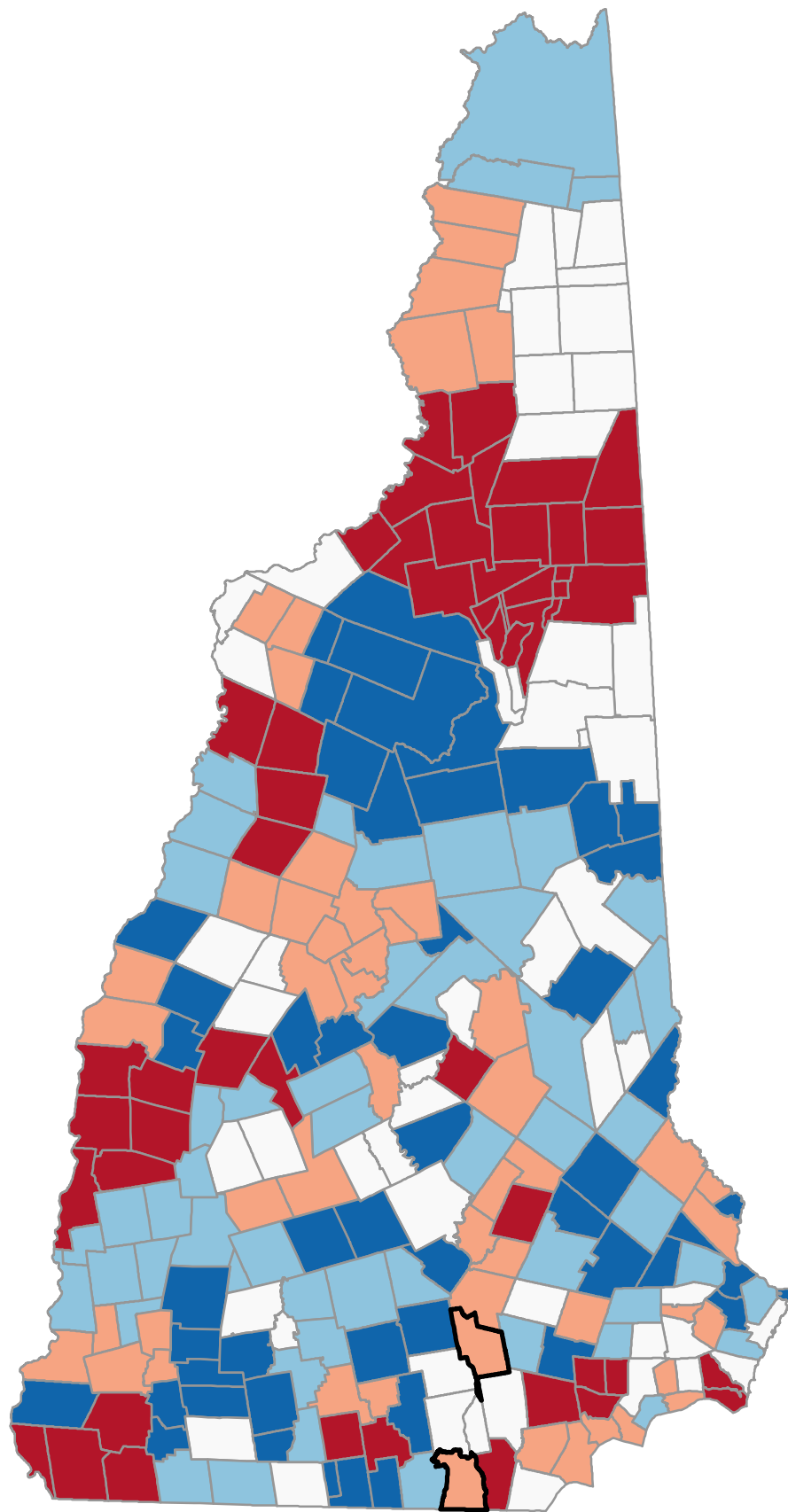
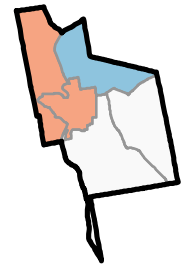


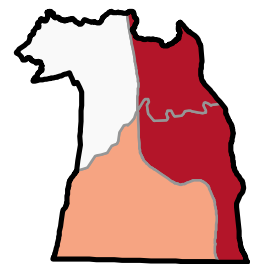
Percentage of Medicare Beneficiaries Age 65+ Years who Ever Had a Heart Attack



Neighborhood values in NH cities



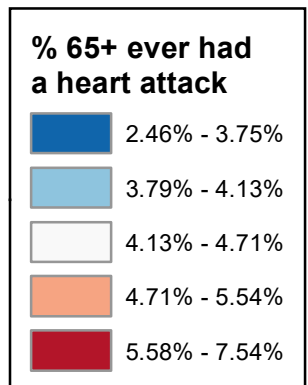
Manchester



Nashua

State Average: 4.61%

Source: CMS, 2020-2021



Percentage of Medicare Beneficiaries Age 65+ Years who Ever Had a Heart Attack

Acworth	4.03%	Dalton	6.15%	Haverhill	6.80%	Nelson	2.56%	South Hampton	4.85%	Manchester	
Albany	3.45%	Danbury	3.27%	Hebron	5.14%	New Boston	2.86%	Springfield	5.58%	Central Manchester	5.54%
Alexandria	5.06%	Danville	5.67%	Henniker	3.43%	New Castle	2.90%	Stark	7.54%	Manchester: West	5.50%
Allenstown	4.74%	Deerfield	3.79%	Hill	3.27%	New Durham	4.55%	Stewartstown	5.22%	Manchester: South	4.32%
Alstead	4.03%	Deering	4.13%	Hillsborough	4.13%	New Hampton	3.95%	Stoddard	2.56%	Manchester: North	4.12%
Alton	3.99%	Derry	5.72%	Hinsdale	6.09%	New Ipswich	4.25%	Stratford	3.22%	Manchester: East	4.56%
Amherst	3.18%	Dorchester	5.14%	Holderness	5.52%	New London	3.88%	Stratford	5.22%		
Andover	3.81%	Dover	5.12%	Hollis	3.94%	Newbury	4.54%	Stratham	4.75%	Nashua	
Antrim	4.51%	Dublin	3.18%	Hooksett	4.73%	Newfields	4.75%	Sugar Hill	2.86%	Nashua: Zip 03060	6.17%
Ashland	5.52%	Dummer	4.45%	Hopkinton	2.46%	Newington	2.87%	Sullivan	5.43%	Nashua: Zip 03062	5.12%
Atkinson	4.76%	Dunbarton	4.13%	Hudson	5.58%	Newmarket	4.20%	Sunapee	3.86%	Nashua: Zip 03063	4.55%
Auburn	4.05%	Durham	3.95%	Jackson	4.14%	Newport	5.69%	Surry	5.43%	Nashua: Zip 03064	5.91%
Barnstead	4.02%	East Kingston	4.85%	Jaffrey	4.28%	Newton	3.91%	Sutton	4.54%		
Barrington	3.90%	Easton	2.86%	Jefferson	5.97%	North Hampton	4.02%	Swanzy	5.82%		
Bartlett	4.14%	Eaton	3.72%	Keene	5.43%	Northfield	4.23%	Tamworth	4.10%		
Bath	4.38%	Effingham	3.86%	Kensington	4.63%	Northumberland	7.54%	Temple	3.85%	Unincorporated Places	
Bedford	4.27%	Ellsworth	4.00%	Kingston	4.27%	Northwood	2.86%	Thornton	3.75%	<i>Atkinson and Gilmanton</i>	
Belmont	6.52%	Enfield	3.50%	Laconia	4.71%	Nottingham	3.36%	Tilton	4.23%	<i>Academy Grant</i>	
Bennington	4.51%	Epping	3.92%	Lancaster	6.59%	Orange	4.50%	Troy	3.18%	<i>Bean's Grant</i>	
Benton	6.80%	Epsom	6.31%	Landaff	5.02%	Orford	4.12%	Tuftonboro	4.54%	<i>Bean's Purchase</i>	
Berlin	6.57%	Errol	4.45%	Langdon	4.03%	Ossipee	4.52%	Unity	5.69%	<i>Cambridge</i>	
Bethlehem	3.70%	Exeter	4.63%	Lebanon	5.45%	Pelham	4.30%	Wakefield	3.86%	<i>Chandler's Purchase</i>	
Boscawen	4.53%	Farmington	4.08%	Lee	3.16%	Pembroke	4.74%	Walpole	3.88%	<i>Crawford's Purchase</i>	
Bow	3.58%	Fitzwilliam	4.00%	Lempster	3.86%	Peterborough	3.71%	Warner	4.75%	<i>Cutt's Grant</i>	
Bradford	4.75%	Francestown	3.85%	Lincoln	3.71%	Piermont	4.12%	Warren	6.12%	<i>Dix's Grant</i>	
Brentwood	4.63%	Franconia	2.86%	Lisbon	5.02%	Pittsburg	3.98%	Washington	4.13%	<i>Dixville</i>	
Bridgewater	5.06%	Franklin	4.74%	Litchfield	4.26%	Pittsfield	4.72%	Waterville Valley	3.71%	<i>Erving's Location</i>	
Bristol	5.06%	Freedom	3.72%	Littleton	4.67%	Plainfield	5.45%	Weare	4.13%	<i>Green's Grant</i>	
Brookfield	3.89%	Fremont	4.09%	Londonderry	4.13%	Plaislow	5.02%	Webster	4.53%	<i>Hadley's Purchase</i>	
Brookline	3.28%	Gilford	4.71%	Loudon	3.85%	Plymouth	5.06%	Wentworth	6.12%	<i>Kilkenny</i>	
Campton	4.00%	Gilmanton	5.12%	Lyman	5.02%	Portsmouth	4.10%	Westmoreland	5.48%	<i>Livermore</i>	
Canaan	4.50%	Gilsun	4.03%	Lyme	4.12%	Randolph	5.97%	Whitefield	6.15%	<i>Low and Burbank's Grant</i>	
Candia	4.45%	Goffstown	3.75%	Lyndeborough	4.85%	Raymond	5.28%	Wilmot	5.58%	<i>Martin's Location</i>	
Canterbury	3.57%	Gorham	6.66%	Madbury	3.16%	Richmond	5.82%	Wilton	5.82%	<i>Millsfield</i>	
Carroll	5.97%	Goshen	3.86%	Madison	2.67%	Rindge	4.00%	Winchester	5.82%	<i>Odell</i>	
Center Harbor	3.13%	Grafton	4.50%	Manchester	4.79%	Rochester	5.10%	Windham	4.82%	<i>Pinkham's Grant</i>	
Charlestown	5.69%	Grantham	3.42%	Marlborough	3.18%	Rollinsford	3.64%	Windsor	4.13%	<i>Sargent's Purchase</i>	
Chatham	4.38%	Greenfield	3.85%	Marlow	4.03%	Roxbury	5.43%	Wolfeboro	3.26%	<i>Second College Grant</i>	
Chester	3.73%	Greenland	2.87%	Mason	3.62%	Rumney	5.14%	Woodstock	3.75%	<i>Success</i>	
Chesterfield	3.68%	Greenville	3.62%	Meredith	3.95%	Rye	4.42%			<i>Thompson and Meserves</i>	
Chichester	4.72%	Groton	5.14%	Merrimack	4.22%	Salem	4.84%			<i>Purchase</i>	
Claremont	5.69%	Hale's Location	4.14%	Middleton	4.55%	Salisbury	3.81%			<i>Wentworth's Location</i>	
Clarksville	3.98%	Hampstead	6.46%	Milan	4.45%	Sanbornton	3.27%				
Colebrook	5.22%	Hampton	4.33%	Milford	6.19%	Sandown	6.13%				
Columbia	5.22%	Hampton Falls	5.79%	Milton	2.97%	Sandwich	4.13%				
Concord	4.53%	Hancock	2.57%	Monroe	4.38%	Seabrook	6.60%				
Conway	4.38%	Hanover	2.84%	Mont Vernon	4.85%	Sharon	3.71%				
Cornish	5.69%	Harrisville	2.56%	Moultonborough	4.13%	Shelburne	6.66%				
Croydon	5.69%	Hart's Location	4.14%	Nashua	5.41%	Somersworth	4.88%				

Percentage of Medicare Beneficiaries Age 65+ Years who Ever Had a Heart Attack (Ranked)

Northumberland	7.54%	Colebrook	5.22%	Boscawen	4.53%	Auburn	4.05%	Rollinsford	3.64%	Manchester	
Stark	7.54%	Columbia	5.22%	Concord	4.53%	Acworth	4.03%	Greenville	3.62%	Central Manchester	5.54%
Benton	6.80%	Stewartstown	5.22%	Webster	4.53%	Alstead	4.03%	Mason	3.62%	Manchester: West	5.50%
Haverhill	6.80%	Stratford	5.22%	Ossipee	4.52%	Gilsum	4.03%	Bow	3.58%	Manchester: East	4.56%
Gorham	6.66%	Dorchester	5.14%	Antrim	4.51%	Langdon	4.03%	Canterbury	3.57%	Manchester: South	4.32%
Shelburne	6.66%	Groton	5.14%	Bennington	4.51%	Marlow	4.03%	Enfield	3.50%	Manchester: North	4.12%
Seabrook	6.60%	Hebron	5.14%	Canaan	4.50%	North Hampton	4.02%	Albany	3.45%		
Lancaster	6.59%	Rumney	5.14%	Grafton	4.50%	Barnstead	4.02%	Henniker	3.43%	Nashua	
Berlin	6.57%	Dover	5.12%	Orange	4.50%	Fitzwilliam	4.00%	Grantham	3.42%	Nashua: Zip 03060	6.17%
Belmont	6.52%	Gilmanston	5.12%	Candia	4.45%	Rindge	4.00%	Nottingham	3.36%	Nashua: Zip 03064	5.91%
Hampstead	6.46%	Rochester	5.10%	Dummer	4.45%	Campton	4.00%	Brookline	3.28%	Nashua: Zip 03062	5.12%
Epsom	6.31%	Alexandria	5.06%	Errol	4.45%	Ellsworth	4.00%	Danbury	3.27%	Nashua: Zip 03063	4.55%
Milford	6.19%	Bridgewater	5.06%	Milan	4.45%	Alton	3.99%	Hill	3.27%		
Dalton	6.15%	Bristol	5.06%	Rye	4.42%	Clarksville	3.98%	Sanbornton	3.27%		
Whitefield	6.15%	Plymouth	5.06%	Chatham	4.38%	Pittsburg	3.98%	Wolfeboro	3.26%		
Sandown	6.13%	Plaistow	5.02%	Conway	4.38%	Durham	3.95%	Strafford	3.22%		
Warren	6.12%	Landaff	5.02%	Bath	4.38%	Meredith	3.95%	Amherst	3.18%	Unincorporated Places	
Wentworth	6.12%	Lisbon	5.02%	Monroe	4.38%	New Hampton	3.95%	Dublin	3.18%	<i>Atkinson and Gilmanton</i>	
Hinsdale	6.09%	Lyman	5.02%	Hampton	4.33%	Hollis	3.94%	Marlborough	3.18%	<i>Academy Grant</i>	
Carroll	5.97%	Somersworth	4.88%	Pelham	4.30%	Epping	3.92%	Troy	3.18%	<i>Bean's Grant</i>	
Jafferson	5.97%	East Kingston	4.85%	Jaffrey	4.28%	Newton	3.91%	Lee	3.16%	<i>Bean's Purchase</i>	
Randolph	5.97%	South Hampton	4.85%	Kingston	4.27%	Barrington	3.90%	Madbury	3.16%	<i>Cambridge</i>	
Wilton	5.82%	Lyndeborough	4.85%	Bedford	4.27%	Brookfield	3.89%	Hanover	3.13%	<i>Chandler's Purchase</i>	
Richmond	5.82%	Mont Vernon	4.85%	Litchfield	4.26%	New London	3.88%	Milton	2.97%	<i>Crawford's Purchase</i>	
Swanzey	5.82%	Salem	4.84%	New Ipswich	4.25%	Walpole	3.88%	New Castle	2.90%	<i>Cutt's Grant</i>	
Winchester	5.82%	Windham	4.82%	Northfield	4.23%	Goshen	3.86%	Greenland	2.87%	<i>Dix's Grant</i>	
Hampton Falls	5.79%	Manchester	4.79%	Tilton	4.23%	Lempster	3.86%	Newington	2.87%	<i>Dixville</i>	
Derry	5.72%	Atkinson	4.76%	Merrimack	4.22%	Sunapee	3.86%	Northwood	2.86%	<i>Erving's Location</i>	
Charlestown	5.69%	Newfields	4.75%	Newmarket	4.20%	Effingham	3.86%	New Boston	2.86%	<i>Green's Grant</i>	
Claremont	5.69%	Stratham	4.75%	Bartlett	4.14%	Wakefield	3.86%	Easton	2.86%	<i>Hadley's Purchase</i>	
Cornish	5.69%	Bradford	4.75%	Hale's Location	4.14%	Francestown	3.85%	Franconia	2.86%	<i>Kilkenny</i>	
Croydon	5.69%	Warner	4.75%	Hart's Location	4.14%	Greenfield	3.85%	Sugar Hill	2.86%	<i>Livermore</i>	
Newport	5.69%	Franklin	4.74%	Jackson	4.14%	Temple	3.85%	Hanover	2.84%	<i>Low and Burbank's Grant</i>	
Unity	5.69%	Allenstown	4.74%	Londonderry	4.13%	Loudon	3.85%	Madison	2.67%	<i>Martin's Location</i>	
Danville	5.67%	Pembroke	4.74%	Moultonborough	4.13%	Andover	3.81%	Hancock	2.57%	<i>Millsfield</i>	
Hudson	5.58%	Hooksett	4.73%	Sandwich	4.13%	Salisbury	3.81%	Harrisville	2.56%	<i>Odell</i>	
Springfield	5.58%	Chichester	4.72%	Dunbarton	4.13%	Deerfield	3.79%	Nelson	2.56%	<i>Pinkham's Grant</i>	
Wilnot	5.58%	Pittsfield	4.72%	Weare	4.13%	Thornton	3.75%	Stoddard	2.56%	<i>Sargent's Purchase</i>	
Ashland	5.52%	Gilford	4.71%	Deering	4.13%	Woodstock	3.75%	Hopkinton	2.46%	<i>Second College Grant</i>	
Holderness	5.52%	Laconia	4.71%	Hillsborough	4.13%	Goffstown	3.75%			<i>Success</i>	
Westmoreland	5.48%	Littleton	4.67%	Washington	4.13%	Chester	3.73%			<i>Thompson and Meserves</i>	
Lebanon	5.45%	Brentwood	4.63%	Windsor	4.13%	Eaton	3.72%			<i>Purchase</i>	
Plainfield	5.45%	Exeter	4.63%	Lyme	4.12%	Freedom	3.72%			<i>Wentworth's Location</i>	
Keene	5.43%	Kensington	4.63%	Orford	4.12%	Peterborough	3.71%				
Roxbury	5.43%	Middleton	4.55%	Piermont	4.12%	Sharon	3.71%				
Sullivan	5.43%	New Durham	4.55%	Tamworth	4.10%	Lincoln	3.71%				
Surry	5.43%	Newbury	4.54%	Portsmouth	4.10%	Waterville Valley	3.71%				
Nashua	5.41%	Sutton	4.54%	Fremont	4.09%	Bethlehem	3.70%				
Raymond	5.28%	Tuftonboro	4.54%	Farmington	4.08%	Chesterfield	3.68%				