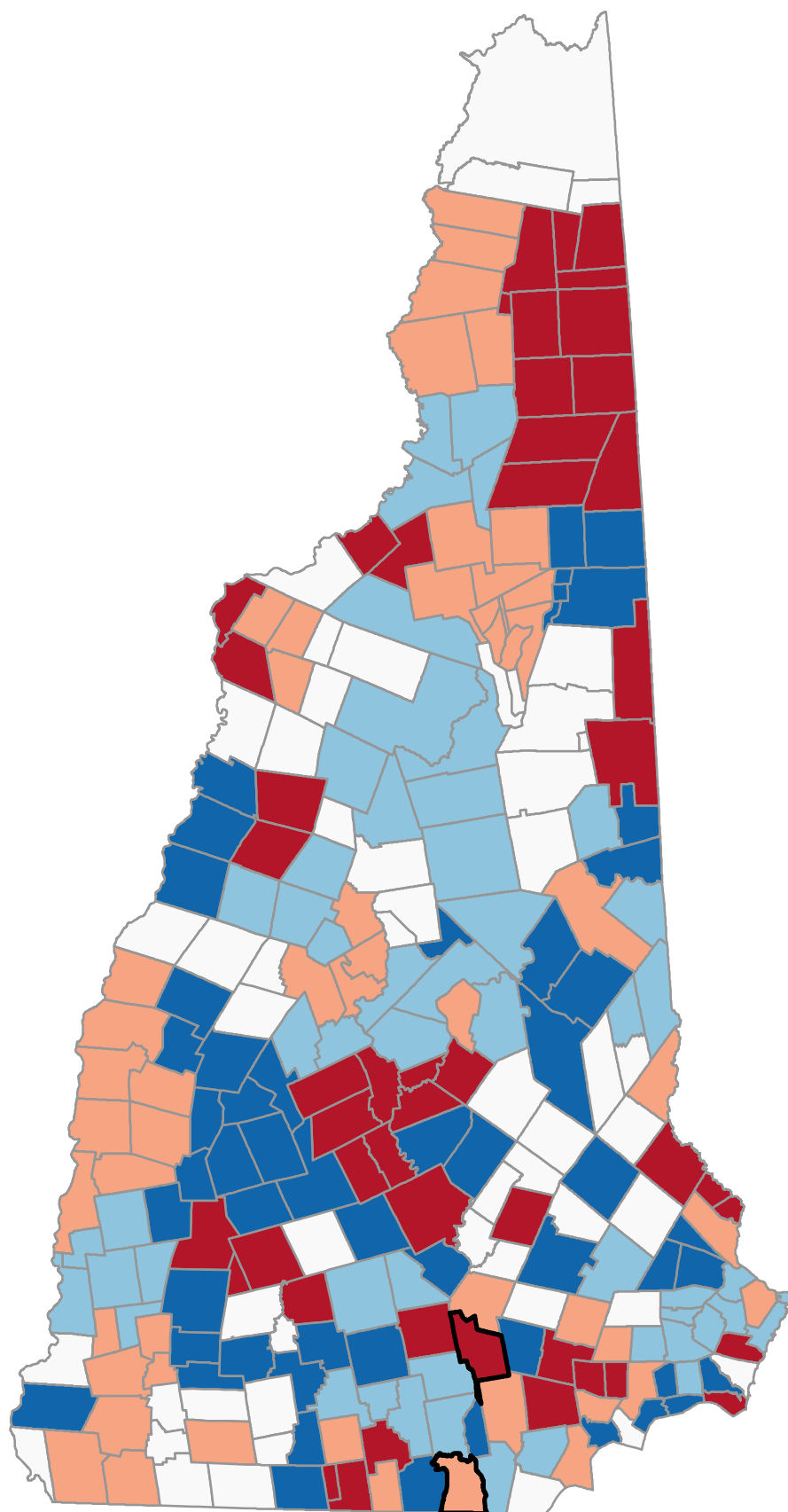
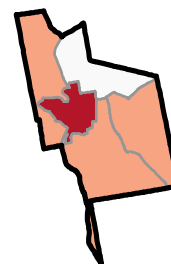


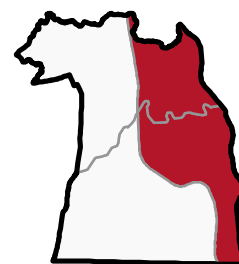
Percentage of Medicare Beneficiaries Age 65+ Years with Substance Use Disorder



Neighborhood values
in NH cities



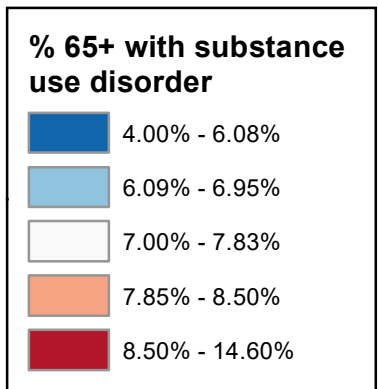
Manchester



Nashua

State Average: 7.64%

Source: CMS, 2020-2021



Percentage of Medicare Beneficiaries Age 65+ Years with Substance Use Disorder

Acworth	6.87%	Dalton	11.31%	Haverhill	7.45%	Nelson	4.00%	South Hampton	4.99%	Manchester	
Albany	7.64%	Danbury	6.66%	Hebron	6.95%	New Boston	5.85%	Springfield	5.84%	Central Manchester	14.60%
Alexandria	7.98%	Danville	8.82%	Henniker	7.09%	New Castle	6.53%	Stark	6.93%	Manchester: West	8.39%
Allenstown	7.28%	Deerfield	4.63%	Hill	6.66%	New Durham	7.46%	Stewartstown	8.48%	Manchester: South	8.38%
Alstead	6.87%	Deering	8.58%	Hillsborough	8.58%	New Hampton	6.39%	Stoddard	4.00%	Manchester: North	7.56%
Alton	6.03%	Derry	10.36%	Hinsdale	7.76%	New Ipswich	5.78%	Strafford	4.58%	Manchester: East	8.22%
Amherst	6.68%	Dorchester	6.95%	Holderness	7.53%	New London	5.27%	Stratford	8.48%		
Andover	8.77%	Dover	8.16%	Hollis	4.90%	Newbury	5.77%	Stratham	6.71%	Nashua	
Antrim	7.00%	Dublin	7.35%	Hooksett	8.10%	Newfields	6.71%	Sugar Hill	7.76%	Nashua: Zip 03060	10.25%
Ashland	7.53%	Dummer	8.65%	Hopkinton	5.33%	Newington	6.59%	Sullivan	8.15%	Nashua: Zip 03062	7.25%
Atkinson	5.69%	Dunbarton	6.49%	Hudson	6.88%	Newmarket	6.81%	Sunapee	6.08%	Nashua: Zip 03063	7.00%
Auburn	5.54%	Durham	4.34%	Jackson	7.62%	Newport	8.50%	Surry	8.15%	Nashua: Zip 03064	9.16%
Barnstead	7.72%	East Kingston	4.99%	Jaffrey	7.97%	Newton	4.51%	Sutton	5.77%		
Barrington	7.82%	Easton	7.76%	Jefferson	8.06%	North Hampton	8.65%	Swanzey	8.30%		
Bartlett	7.62%	Eaton	4.58%	Keene	8.15%	Northfield	9.40%	Tamworth	7.30%		
Bath	8.73%	Effingham	6.64%	Kensington	6.57%	Northumberland	6.93%	Temple	5.87%	Unincorporated Places	
Bedford	6.23%	Ellsworth	7.83%	Kingston	7.92%	Northwood	7.16%	Thornton	6.42%	<i>Atkinson and Gilmanton</i>	
Belmont	10.29%	Enfield	5.00%	Laconia	8.34%	Nottingham	6.34%	Tilton	9.40%	<i>Academy Grant</i>	
Bennington	7.00%	Epping	7.17%	Lancaster	6.86%	Orange	7.00%	Troy	7.35%	<i>Bean's Grant</i>	
Benton	7.45%	Epsom	8.86%	Landaff	8.24%	Orford	5.45%	Tuftonboro	5.62%	<i>Bean's Purchase</i>	
Berlin	10.11%	Errol	8.65%	Langdon	6.87%	Ossipee	8.31%	Unity	8.50%	<i>Cambridge</i>	
Bethlehem	6.93%	Exeter	6.57%	Lebanon	7.92%	Pelham	7.26%	Wakefield	6.64%	<i>Chandler's Purchase</i>	
Boscawen	8.87%	Farmington	7.52%	Lee	6.03%	Pembroke	7.28%	Walpole	6.20%	<i>Crawford's Purchase</i>	
Bow	6.07%	Fitzwilliam	7.66%	Lempster	6.08%	Peterborough	7.52%	Warner	5.87%	<i>Cutt's Grant</i>	
Bradford	5.87%	Francestown	5.87%	Lincoln	6.55%	Piermont	5.45%	Warren	12.15%	<i>Dix's Grant</i>	
Brentwood	6.57%	Franconia	7.76%	Lisbon	8.24%	Pittsburg	7.59%	Washington	8.58%	<i>Dixville</i>	
Bridgewater	7.98%	Franklin	9.12%	Litchfield	5.62%	Pittsfield	7.52%	Waterville Valley	6.55%	<i>Erving's Location</i>	
Bristol	7.98%	Freedom	4.58%	Littleton	7.68%	Plainfield	7.92%	Weare	6.49%	<i>Green's Grant</i>	
Brookfield	6.21%	Fremont	7.85%	Londonderry	8.05%	Plaistow	7.45%	Webster	8.87%	<i>Hadley's Purchase</i>	
Brookline	8.19%	Gilford	6.09%	Loudon	5.36%	Plymouth	7.98%	Wentworth	12.15%	<i>Kilkenny</i>	
Campton	7.83%	Gilmanton	7.06%	Lyman	8.24%	Portsmouth	7.94%	Westmoreland	7.30%	<i>Livermore</i>	
Canaan	7.00%	Gilsun	6.87%	Lyme	5.45%	Randolph	8.06%	Whitefield	11.31%	<i>Low and Burbank's Grant</i>	
Candia	7.69%	Goffstown	8.55%	Lyndeborough	6.29%	Raymond	8.09%	Wilmot	5.84%	<i>Martin's Location</i>	
Canterbury	5.91%	Gorham	5.95%	Madbury	6.03%	Richmond	8.30%	Wilton	8.41%	<i>Millsfield</i>	
Carroll	8.06%	Goshen	6.08%	Madison	6.59%	Rindge	7.66%	Winchester	8.30%	<i>Odell</i>	
Center Harbor	4.30%	Grafton	7.00%	Manchester	9.26%	Rochester	8.58%	Windham	6.38%	<i>Pinkham's Grant</i>	
Charlestown	8.50%	Grantham	5.07%	Marlborough	7.35%	Rollinsford	9.14%	Windsor	8.58%	<i>Sargent's Purchase</i>	
Chatham	8.51%	Greenfield	5.87%	Marlow	6.87%	Roxbury	8.15%	Wolfeboro	6.02%	<i>Second College Grant</i>	
Chester	8.50%	Greenland	6.59%	Mason	10.04%	Rumney	6.95%	Woodstock	6.42%	<i>Success</i>	
Chesterfield	5.44%	Greenville	10.04%	Meredith	6.39%	Rye	6.71%			<i>Thompson and Meserves</i>	
Chichester	7.52%	Groton	6.95%	Merrimack	6.56%	Salem	8.22%			<i>Purchase</i>	
Claremont	8.50%	Hale's Location	7.62%	Middleton	7.46%	Salisbury	8.77%			<i>Wentworth's Location</i>	
Clarksville	7.59%	Hampstead	7.92%	Milan	8.65%	Sanbornton	6.66%				
Colebrook	8.48%	Hampton	7.13%	Milford	9.68%	Sandown	9.40%				
Columbia	8.48%	Hampton Falls	5.83%	Milton	8.40%	Sandwich	6.63%				
Concord	8.87%	Hancock	5.73%	Monroe	8.73%	Seabrook	11.58%				
Conway	8.51%	Hanover	7.11%	Mont Vernon	6.29%	Sharon	7.52%				
Cornish	8.50%	Harrisville	4.00%	Moultonborough	6.63%	Shelburne	5.95%				
Croydon	8.50%	Hart's Location	7.62%	Nashua	8.33%	Somersworth	9.31%				



Point32Health
Foundation

In partnership with
Harvard Pilgrim
Health Care
a Point32Health company

Percentage of Medicare Beneficiaries Age 65+ Years with Substance Use Disorder (Ranked)

Warren	12.15%	Stratford	8.48%	Bartlett	7.62%	Marlow	6.87%	Francestown	5.87%	Manchester	
Wentworth	12.15%	Wilton	8.41%	Hale's Location	7.62%	Lancaster	6.86%	Greenfield	5.87%	Central Manchester	14.60%
Seabrook	11.58%	Milton	8.40%	Hart's Location	7.62%	Newmarket	6.81%	Temple	5.87%	Manchester: West	8.39%
Dalton	11.31%	Laconia	8.34%	Jackson	7.62%	Newfields	6.71%	Bradford	5.87%	Manchester: South	8.38%
Whitefield	11.31%	Nashua	8.33%	Clarksville	7.59%	Stratham	6.71%	Warner	5.87%	Manchester: East	8.22%
Derry	10.36%	Ossipee	8.31%	Pittsburg	7.59%	Rye	6.71%	New Boston	5.85%	Manchester: North	7.56%
Belmont	10.29%	Richmond	8.30%	Ashland	7.53%	Amherst	6.68%	Springfield	5.84%		
Berlin	10.11%	Swanzy	8.30%	Holderness	7.53%	Danbury	6.66%	Wilmot	5.84%	Nashua	
Greenville	10.04%	Winchester	8.30%	Chichester	7.52%	Hill	6.66%	Hampton Falls	5.83%	Nashua: Zip 03060	10.25%
Mason	10.04%	Landaff	8.24%	Pittsfield	7.52%	Sanbornton	6.66%	New Ipswich	5.78%	Nashua: Zip 03064	9.16%
Milford	9.68%	Lisbon	8.24%	Peterborough	7.52%	Effingham	6.64%	Newbury	5.77%	Nashua: Zip 03062	7.25%
Northfield	9.40%	Lyman	8.24%	Sharon	7.52%	Wakefield	6.64%	Sutton	5.77%	Nashua: Zip 03063	7.00%
Tilton	9.40%	Salem	8.22%	Farmington	7.52%	Moultonborough	6.63%	Hancock	5.73%		
Sandown	9.40%	Brookline	8.19%	Middleton	7.46%	Sandwich	6.63%	Atkinson	5.69%		
Somersworth	9.31%	Dover	8.16%	New Durham	7.46%	Madison	6.59%	Litchfield	5.62%		
Manchester	9.26%	Keene	8.15%	Plaistow	7.45%	Greenland	6.59%	Tuftonboro	5.62%		
Rollinsford	9.14%	Roxbury	8.15%	Benton	7.45%	Newington	6.59%	Auburn	5.54%	Unincorporated Places	
Franklin	9.12%	Sullivan	8.15%	Haverhill	7.45%	Brentwood	6.57%	Lyme	5.45%	<i>Atkinson and Gilmanton</i>	
Boscawen	8.87%	Surry	8.15%	Dublin	7.35%	Exeter	6.57%	Orford	5.45%	<i>Academy Grant</i>	
Concord	8.87%	Hooksett	8.10%	Marlborough	7.35%	Kensington	6.57%	Piermont	5.45%	<i>Bean's Grant</i>	
Webster	8.87%	Raymond	8.09%	Troy	7.35%	Merrimack	6.56%	Chesterfield	5.44%	<i>Bean's Purchase</i>	
Epsom	8.86%	Carroll	8.06%	Westmoreland	7.30%	Lincoln	6.55%	Loudon	5.36%	<i>Cambridge</i>	
Danville	8.82%	Jefferson	8.06%	Tamworth	7.30%	Waterville Valley	6.55%	Strafford	5.33%	<i>Chandler's Purchase</i>	
Andover	8.77%	Randolph	8.06%	Allenstown	7.28%	New Castle	6.53%	New London	5.27%	<i>Crawford's Purchase</i>	
Salisbury	8.77%	Londonderry	8.05%	Pembroke	7.28%	Dunbarton	6.49%	Grantham	5.07%	<i>Cutt's Grant</i>	
Bath	8.73%	Alexandria	7.98%	Pelham	7.26%	Weare	6.49%	Enfield	5.00%	<i>Dix's Grant</i>	
Monroe	8.73%	Bridgewater	7.98%	Epping	7.17%	Thornton	6.42%	East Kingston	4.99%	<i>Dixville</i>	
North Hampton	8.65%	Bristol	7.98%	Northwood	7.16%	Woodstock	6.42%	South Hampton	4.99%	<i>Erving's Location</i>	
Dummer	8.65%	Plymouth	7.98%	Hampton	7.13%	Meredith	6.39%	Hollis	4.90%	<i>Green's Grant</i>	
Errol	8.65%	Jaffrey	7.97%	Hanover	7.11%	New Hampton	6.39%	Deerfield	4.63%	<i>Hadley's Purchase</i>	
Milan	8.65%	Portsmouth	7.94%	Henniker	7.09%	Windham	6.38%	Eaton	4.58%	<i>Kilkenny</i>	
Rochester	8.58%	Kingston	7.92%	Gilmanton	7.06%	Nottingham	6.34%	Freedom	4.58%	<i>Livermore</i>	
Deering	8.58%	Lebanon	7.92%	Canaan	7.00%	Lyndeborough	6.29%	Strafford	4.58%	<i>Low and Burbank's Grant</i>	
Hillsborough	8.58%	Plainfield	7.92%	Grafton	7.00%	Mont Vernon	6.29%	Newton	4.51%	<i>Martin's Location</i>	
Washington	8.58%	Hampstead	7.92%	Orange	7.00%	Bedford	6.23%	Durham	4.34%	<i>Millsfield</i>	
Windsor	8.58%	Fremont	7.85%	Antrim	7.00%	Brookfield	6.21%	Center Harbor	4.30%	<i>Odell</i>	
Goffstown	8.55%	Campton	7.83%	Bennington	7.00%	Walpole	6.20%	Harrisville	4.00%	<i>Pinkham's Grant</i>	
Chatham	8.51%	Ellsworth	7.83%	Dorchester	6.95%	Gilford	6.09%	Nelson	4.00%	<i>Sargent's Purchase</i>	
Conway	8.51%	Barrington	7.82%	Groton	6.95%	Goshen	6.08%	Stoddard	4.00%	<i>Second College Grant</i>	
Chester	8.50%	Easton	7.76%	Hebron	6.95%	Lempster	6.08%			<i>Success</i>	
Charlestown	8.50%	Franconia	7.76%	Rumney	6.95%	Sunapee	6.08%			<i>Thompson and Meserves</i>	
Claremont	8.50%	Sugar Hill	7.76%	Northumberland	6.93%	Bow	6.07%			<i>Purchase</i>	
Cornish	8.50%	Hinsdale	7.76%	Stark	6.93%	Lee	6.03%			<i>Wentworth's Location</i>	
Croydon	8.50%	Barnstead	7.72%	Bethlehem	6.93%	Madbury	6.03%				
Newport	8.50%	Candia	7.69%	Hudson	6.88%	Alton	6.03%				
Unity	8.50%	Littleton	7.68%	Acworth	6.87%	Wolfeboro	6.02%				
Colebrook	8.48%	Fitzwilliam	7.66%	Alstead	6.87%	Gorham	5.95%				
Columbia	8.48%	Rindge	7.66%	Gilsum	6.87%	Shelburne	5.95%				
Stewartstown	8.48%	Albany	7.64%	Langdon	6.87%	Canterbury	5.91%				

Questions ? Beth.Dugan@umb.edu