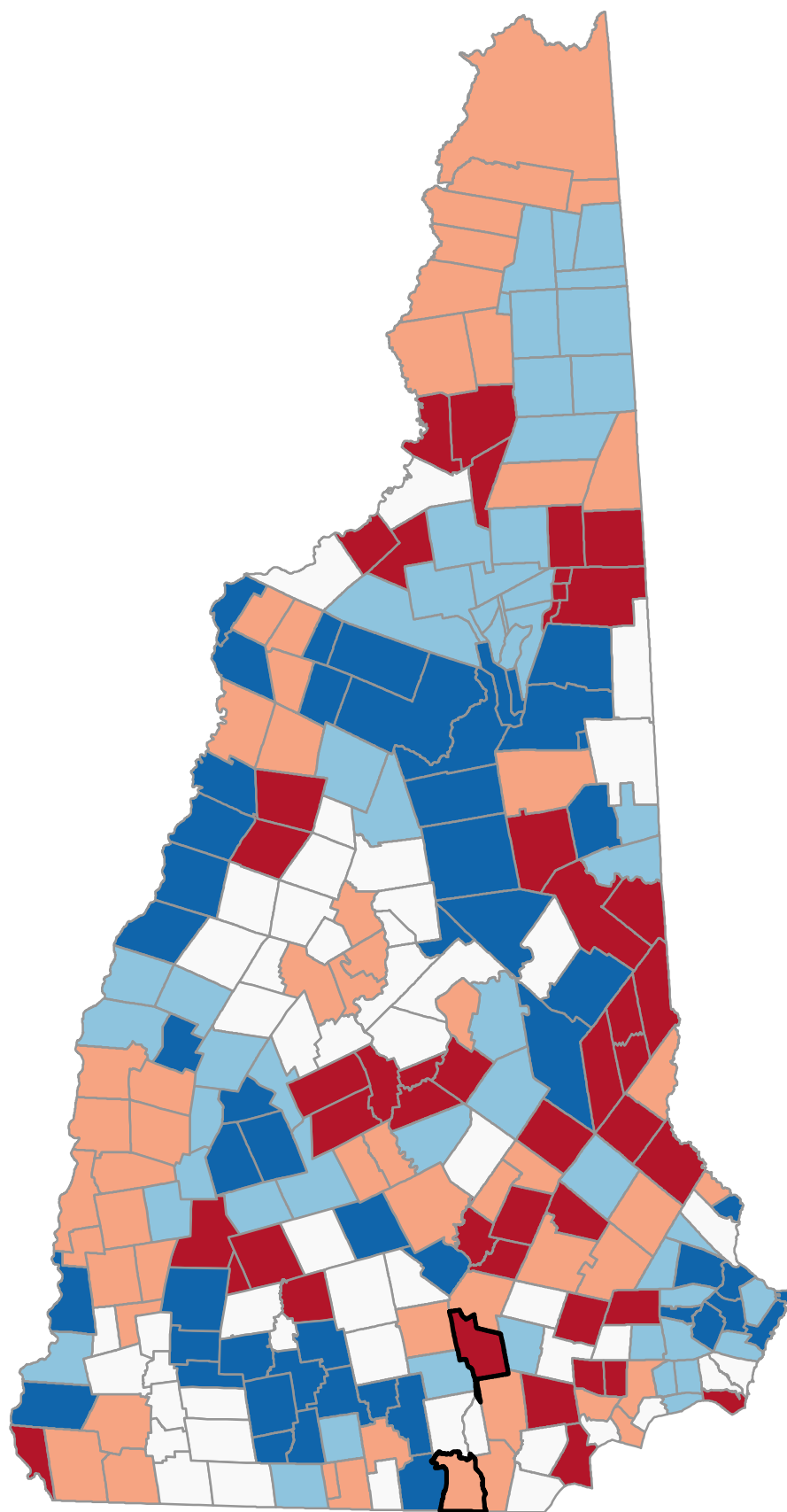
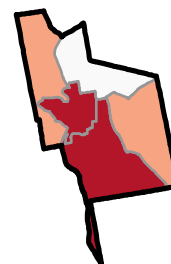


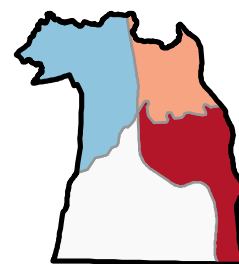
Percentage of Medicare Beneficiaries Age 65+ Year with Tobacco Use Disorders



Neighborhood values in NH cities



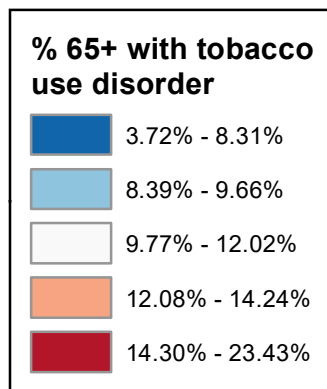
Manchester



Nashua

State Average: 11.73%

Source: CMS, 2020-2021



Percentage of Medicare Beneficiaries Age 65+ Year with Tobacco Use Disorders

Acworth	12.42%	Dalton	18.33%	Haverhill	12.73%	Nelson	6.77%	South Hampton	9.52%	Manchester	
Albany	12.29%	Danbury	10.72%	Hebron	10.32%	New Boston	10.79%	Springfield	9.51%	Central Manchester	23.43%
Alexandria	13.09%	Danville	15.87%	Henniker	9.91%	New Castle	4.79%	Stark	16.56%	Manchester: West	13.08%
Allenstown	14.76%	Deerfield	12.08%	Hill	10.72%	New Durham	14.39%	Stewartstown	13.05%	Manchester: South	15.29%
Alstead	12.42%	Deering	14.32%	Hillsborough	14.32%	New Hampton	9.87%	Stoddard	6.77%	Manchester: North	11.03%
Alton	7.75%	Derry	16.81%	Hinsdale	15.83%	New Ipswich	8.70%	Strafford	9.31%	Manchester: East	12.30%
Amherst	7.11%	Dorchester	10.32%	Holderness	10.33%	New London	6.48%	Stratford	13.05%		
Andover	15.41%	Dover	11.37%	Hollis	6.47%	Newbury	8.04%	Stratham	8.31%	Nashua	
Antrim	12.02%	Dublin	11.15%	Hooksett	12.09%	Newfields	8.31%	Sugar Hill	7.11%	Nashua: Zip 03060	17.10%
Ashland	10.33%	Dummer	9.16%	Hopkinton	7.34%	Newington	8.22%	Sullivan	11.08%	Nashua: Zip 03062	11.60%
Atkinson	10.07%	Dunbarton	11.53%	Hudson	12.23%	Newmarket	9.63%	Sunapee	8.66%	Nashua: Zip 03063	9.53%
Auburn	8.81%	Durham	5.95%	Jackson	6.95%	Newport	14.24%	Surry	11.08%	Nashua: Zip 03064	13.43%
Barnstead	14.97%	East Kingston	9.52%	Jaffrey	11.62%	Newton	11.29%	Sutton	8.04%		
Barrington	14.10%	Easton	7.11%	Jefferson	9.66%	North Hampton	9.43%	Swanzy	13.75%		
Bartlett	6.95%	Eaton	9.65%	Keene	11.08%	Northfield	15.26%	Tamworth	14.39%		
Bath	7.93%	Effingham	14.36%	Kensington	9.55%	Northumberland	16.56%	Temple	7.39%	Unincorporated Places	
Bedford	8.49%	Ellsworth	10.70%	Kingston	12.18%	Northwood	14.93%	Thornton	9.44%	<i>Atkinson and Gilmanton</i>	
Belmont	15.89%	Enfield	9.63%	Laconia	12.12%	Nottingham	12.50%	Tilton	15.26%	<i>Academy Grant</i>	
Bennington	12.02%	Epping	15.41%	Lancaster	11.83%	Orange	11.34%	Troy	11.15%	<i>Bean's Grant</i>	
Benton	12.73%	Epsom	17.47%	Landaff	12.12%	Orford	6.19%	Tuftonboro	10.73%	<i>Bean's Purchase</i>	
Berlin	13.63%	Errol	9.16%	Langdon	12.42%	Ossipee	14.54%	Unity	14.24%	<i>Cambridge</i>	
Bethlehem	8.70%	Exeter	9.55%	Lebanon	9.09%	Pelham	11.97%	Wakefield	14.36%	<i>Chandler's Purchase</i>	
Boscawen	14.20%	Farmington	19.19%	Lee	9.36%	Pembroke	14.76%	Walpole	6.46%	<i>Crawford's Purchase</i>	
Bow	8.20%	Fitzwilliam	11.75%	Lempster	8.66%	Peterborough	5.98%	Warner	9.23%	<i>Cutt's Grant</i>	
Bradford	9.23%	Francestown	7.39%	Lincoln	7.11%	Piermont	6.19%	Warren	22.37%	<i>Dix's Grant</i>	
Brentwood	9.55%	Franconia	7.11%	Lisbon	12.12%	Pittsburg	13.32%	Washington	14.32%	<i>Dixville</i>	
Bridgewater	13.09%	Franklin	15.30%	Litchfield	9.77%	Pittsfield	12.41%	Waterville Valley	7.11%	<i>Erving's Location</i>	
Bristol	13.09%	Freedom	9.65%	Littleton	11.27%	Plainfield	9.09%	Weare	11.53%	<i>Green's Grant</i>	
Brookfield	15.03%	Fremont	10.32%	Londonderry	12.52%	Plaistow	12.89%	Webster	14.20%	<i>Hadley's Purchase</i>	
Brookline	10.92%	Gilford	9.49%	Loudon	11.75%	Plymouth	13.09%	Wentworth	22.37%	<i>Kilkenny</i>	
Campton	10.70%	Gilmanton	8.72%	Lyman	12.12%	Portsmouth	9.50%	Westmoreland	8.60%	<i>Livermore</i>	
Canaan	11.34%	Gilsun	12.42%	Lyme	6.19%	Randolph	9.66%	Whitefield	18.33%	<i>Low and Burbank's Grant</i>	
Candia	11.02%	Goffstown	12.16%	Lyndeborough	5.77%	Raymond	14.30%	Wilmot	9.51%	<i>Martin's Location</i>	
Canterbury	8.63%	Gorham	14.32%	Madbury	9.36%	Richmond	13.75%	Wilton	8.39%	<i>Millsfield</i>	
Carroll	9.66%	Goshen	8.66%	Madison	8.10%	Rindge	11.75%	Winchester	13.75%	<i>Odell</i>	
Center Harbor	6.51%	Grafton	11.34%	Manchester	14.92%	Rochester	15.16%	Windham	10.59%	<i>Pinkham's Grant</i>	
Charlestown	14.24%	Grantham	5.15%	Marlborough	11.15%	Rollinsford	7.89%	Windsor	14.32%	<i>Sargent's Purchase</i>	
Chatham	10.17%	Greenfield	7.39%	Marlow	12.42%	Roxbury	11.08%	Wolfeboro	8.30%	<i>Second College Grant</i>	
Chester	11.61%	Greenland	8.22%	Mason	12.99%	Rumney	10.32%	Woodstock	9.44%	<i>Success</i>	
Chesterfield	8.21%	Greenville	12.99%	Meredith	9.87%	Rye	7.67%			<i>Thompson and Meserves</i>	
Chichester	12.41%	Groton	10.32%	Merrimack	9.90%	Salem	14.53%			<i>Purchase</i>	
Claremont	14.24%	Hale's Location	6.95%	Middleton	14.39%	Salisbury	15.41%			<i>Wentworth's Location</i>	
Clarksville	13.32%	Hampstead	12.25%	Milan	9.16%	Sanbornton	10.72%				
Colebrook	13.05%	Hampton	10.84%	Milford	13.40%	Sandown	14.41%				
Columbia	13.05%	Hampton Falls	11.01%	Milton	14.10%	Sandwich	6.96%				
Concord	14.20%	Hancock	6.95%	Monroe	7.93%	Seabrook	20.89%				
Conway	10.17%	Hanover	3.72%	Mont Vernon	5.77%	Sharon	5.98%				
Cornish	14.24%	Harrisville	6.77%	Moultonborough	6.96%	Shelburne	14.32%				
Croydon	14.24%	Hart's Location	6.95%	Nashua	12.96%	Somersworth	13.87%				



Point32Health
Foundation

In partnership with
Harvard Pilgrim
Health Care
a Point32Health company

Percentage of Medicare Beneficiaries Age 65+ Year with Tobacco Use Disorders (Ranked)

Warren	22.37%	Webster	14.20%	Fitzwilliam	11.75%	Randolph	9.66%	Monroe	7.93%	Manchester	
Wentworth	22.37%	Milton	14.10%	Rindge	11.75%	Eaton	9.65%	Rollinsford	7.89%	Central Manchester	23.43%
Seabrook	20.89%	Barrington	14.10%	Loudon	11.75%	Freedom	9.65%	Alton	7.75%	Manchester: South	15.29%
Farmington	19.19%	Somersworth	13.87%	Jaffrey	11.62%	Enfield	9.63%	Rye	7.67%	Manchester: West	13.08%
Dalton	18.33%	Richmond	13.75%	Chester	11.61%	Newmarket	9.63%	Francestown	7.39%	Manchester: East	12.30%
Whitefield	18.33%	Swanzy	13.75%	Dunbarton	11.53%	Brentwood	9.55%	Greenfield	7.39%	Manchester: North	11.03%
Epsom	17.47%	Winchester	13.75%	Weare	11.53%	Exeter	9.55%	Temple	7.39%		
Derry	16.81%	Berlin	13.63%	Dover	11.37%	Kensington	9.55%	Hopkinton	7.34%	Nashua	
Northumberland	16.56%	Milford	13.40%	Canaan	11.34%	East Kingston	9.52%	Easton	7.11%	Nashua: Zip 03060	17.10%
Stark	16.56%	Clarksville	13.32%	Grafton	11.34%	South Hampton	9.52%	Franconia	7.11%	Nashua: Zip 03064	13.43%
Belmont	15.89%	Pittsburg	13.32%	Orange	11.34%	Springfield	9.51%	Sugar Hill	7.11%	Nashua: Zip 03062	11.60%
Danville	15.87%	Alexandria	13.09%	Newton	11.29%	Wilmot	9.51%	Amherst	7.11%	Nashua: Zip 03063	9.53%
Hinsdale	15.83%	Bridgewater	13.09%	Littleton	11.27%	Portsmouth	9.50%	Lincoln	7.11%		
Andover	15.41%	Bristol	13.09%	Dublin	11.15%	Gilford	9.49%	Waterville Valley	7.11%		
Salisbury	15.41%	Plymouth	13.09%	Marlborough	11.15%	Thornton	9.44%	Moultonborough	6.96%		
Epping	15.41%	Colebrook	13.05%	Troy	11.15%	Woodstock	9.44%	Sandwich	6.96%		
Franklin	15.30%	Columbia	13.05%	Keene	11.08%	North Hampton	9.43%	Hancock	6.95%	Unincorporated Places	
Northfield	15.26%	Stewartstown	13.05%	Roxbury	11.08%	Lee	9.36%	Bartlett	6.95%	<i>Atkinson and Gilmanton</i>	
Tilton	15.26%	Stratford	13.05%	Sullivan	11.08%	Madbury	9.36%	Hale's Location	6.95%	<i>Academy Grant</i>	
Rochester	15.16%	Greenville	12.99%	Surry	11.08%	Strafford	9.31%	Hart's Location	6.95%	<i>Bean's Grant</i>	
Rockfield	15.03%	Mason	12.99%	Candia	11.02%	Bradford	9.23%	Jackson	6.95%	<i>Bean's Purchase</i>	
Barnstead	14.97%	Nashua	12.96%	Hampton Falls	11.01%	Warner	9.23%	Harrisville	6.77%	<i>Cambridge</i>	
Northwood	14.93%	Plaistow	12.89%	Brookline	10.92%	Dummer	9.16%	Sharon	6.77%	<i>Chandler's Purchase</i>	
Manchester	14.92%	Benton	12.73%	Hampton	10.84%	Errol	9.16%	Stoddard	6.77%	<i>Crawford's Purchase</i>	
Allenstown	14.76%	Haverhill	12.73%	New Boston	10.79%	Milan	9.16%	Center Harbor	6.51%	<i>Cutt's Grant</i>	
Pembroke	14.76%	Londonderry	12.52%	Tuftonboro	10.73%	Lebanon	9.09%	New London	6.48%	<i>Dix's Grant</i>	
Ossipee	14.54%	Nottingham	12.50%	Danbury	10.72%	Plainfield	9.09%	Hollis	6.47%	<i>Dixville</i>	
Salem	14.53%	Acworth	12.42%	Hill	10.72%	Auburn	8.81%	Walpole	6.46%	<i>Erving's Location</i>	
Sandown	14.41%	Alstead	12.42%	Sanbornton	10.72%	Gilmanton	8.72%	Lyme	6.19%	<i>Green's Grant</i>	
Tamworth	14.39%	Gilsud	12.42%	Campton	10.70%	Bethlehem	8.70%	Orford	6.19%	<i>Hadley's Purchase</i>	
Middleton	14.39%	Langdon	12.42%	Ellsworth	10.70%	New Ipswich	8.70%	Piermont	6.19%	<i>Kilkenny</i>	
New Durham	14.39%	Marlow	12.42%	Windham	10.59%	Goshen	8.66%	Peterborough	5.98%	<i>Livermore</i>	
Effingham	14.36%	Chichester	12.41%	Ashland	10.33%	Lempster	8.66%	Sharon	5.98%	<i>Low and Burbank's Grant</i>	
Wakefield	14.36%	Pittsfield	12.41%	Holderness	10.33%	Sunapee	8.66%	Durham	5.95%	<i>Martin's Location</i>	
Deering	14.32%	Albany	12.29%	Dorchester	10.32%	Canterbury	8.63%	Lyndeborough	5.77%	<i>Millsfield</i>	
Hillsborough	14.32%	Hampstead	12.25%	Groton	10.32%	Westmoreland	8.60%	Mont Vernon	5.77%	<i>Odell</i>	
Washington	14.32%	Hudson	12.23%	Hebron	10.32%	Bedford	8.49%	Grantham	5.15%	<i>Pinkham's Grant</i>	
Windsor	14.32%	Kingston	12.18%	Rumney	10.32%	Wilton	8.39%	New Castle	4.79%	<i>Sargent's Purchase</i>	
Gorham	14.32%	Goffstown	12.16%	Fremont	10.32%	Newfields	8.31%	Hanover	3.72%	<i>Second College Grant</i>	
Shelburne	14.32%	Landaff	12.12%	Chatham	10.17%	Stratham	8.31%			<i>Success</i>	
Raymond	14.30%	Lisbon	12.12%	Conway	10.17%	Wolfeboro	8.30%			<i>Thompson and Meserves</i>	
Charlestown	14.24%	Lyman	12.12%	Atkinson	10.07%	Greenland	8.22%			<i>Purchase</i>	
Claremont	14.24%	Laconia	12.12%	Henniker	9.91%	Newington	8.22%			<i>Wentworth's Location</i>	
Cornish	14.24%	Hooksett	12.09%	Merrimack	9.90%	Chesterfield	8.21%				
Croydon	14.24%	Deerfield	12.08%	Meredith	9.87%	Bow	8.20%				
Newport	14.24%	Antrim	12.02%	New Hampton	9.87%	Madison	8.10%				
Unity	14.24%	Bennington	12.02%	Litchfield	9.77%	Newbury	8.04%				
Boscawen	14.20%	Pelham	11.97%	Carroll	9.66%	Sutton	8.04%				
Concord	14.20%	Lancaster	11.83%	Jefferson	9.66%	Bath	7.93%				

Questions ? Beth.Dugan@umb.edu