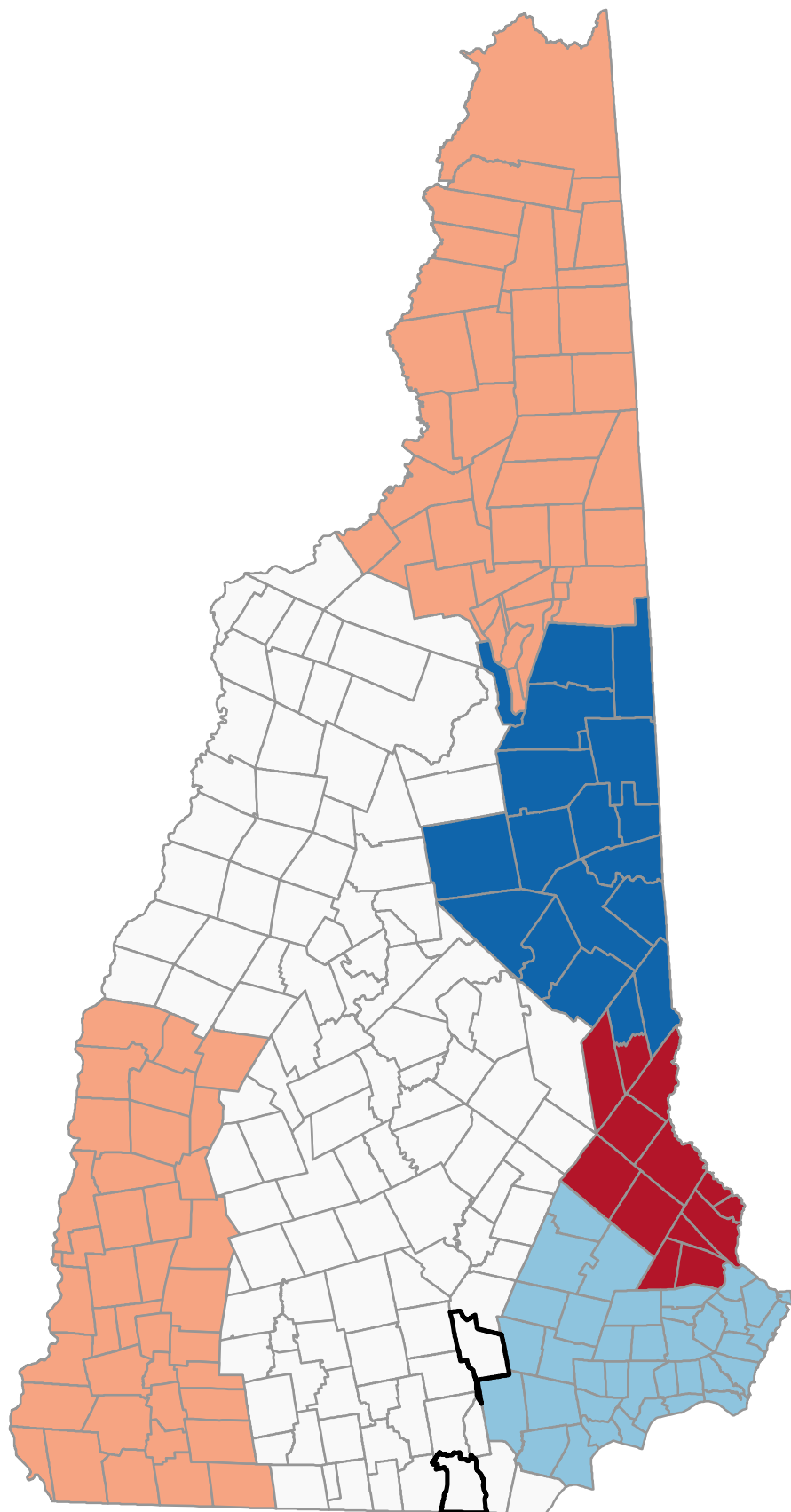
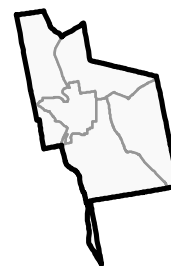


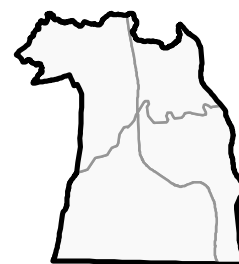
Percentage of Persons Age 18+ Years who had 14+ Days with Poor Mental Health (County)



Neighborhood values in NH cities



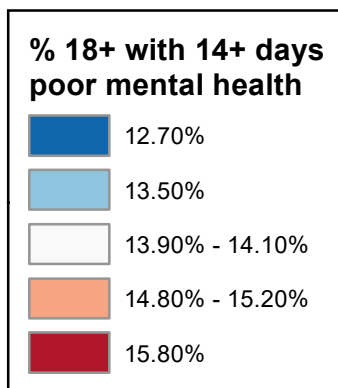
Manchester



Nashua

State Average: NA

Source: BRFSS, 2020-2021



Percentage of Persons Age 18+ Years who had 14+ Days with Poor Mental Health (County)

Acworth	15.10%	Dalton	15.20%	Haverhill	14.00%	Nelson	14.80%	South Hampton	13.50%	Manchester	
Albany	12.70%	Danbury	14.10%	Hebron	14.00%	New Boston	13.90%	Springfield	15.10%	Central Manchester	13.90%
Alexandria	14.00%	Danville	13.50%	Henniker	14.10%	New Castle	13.50%	Stark	15.20%	Manchester: West	13.90%
Allenstown	14.10%	Deerfield	13.50%	Hill	14.10%	New Durham	15.80%	Stewartstown	15.20%	Manchester: South	13.90%
Alstead	14.80%	Deering	13.90%	Hillsborough	13.90%	New Hampton	14.00%	Stoddard	14.80%	Manchester: North	13.90%
Alton	14.00%	Derry	13.50%	Hinsdale	14.80%	New Ipswich	13.90%	Stratford	15.80%	Manchester: East	13.90%
Amherst	13.90%	Dorchester	14.00%	Holderness	14.00%	New London	14.10%	Stratford	15.20%		
Andover	14.10%	Dover	15.80%	Hollis	13.90%	Newbury	14.10%	Stratham	15.50%	Nashua	
Antrim	13.90%	Dublin	14.80%	Hooksett	14.10%	Newfields	13.50%	Sugar Hill	14.00%	Nashua: Zip 03060	13.90%
Ashland	14.00%	Dummer	15.20%	Hopkinton	14.10%	Newington	13.50%	Sullivan	14.80%	Nashua: Zip 03062	13.90%
Atkinson	13.50%	Dunbarton	14.10%	Hudson	13.90%	Newmarket	13.50%	Sunapee	15.10%	Nashua: Zip 03063	13.90%
Auburn	13.50%	Durham	15.80%	Jackson	12.70%	Newport	15.10%	Surry	14.80%	Nashua: Zip 03064	13.90%
Barnstead	14.00%	East Kingston	13.50%	Jaffrey	14.80%	Newton	13.50%	Sutton	14.10%		
Barrington	15.80%	Easton	14.00%	Jefferson	15.20%	North Hampton	13.50%	Swanzey	14.80%		
Bartlett	12.70%	Eaton	12.70%	Keene	14.80%	Northfield	14.10%	Tamworth	12.70%		
Bath	14.00%	Effingham	12.70%	Kensington	13.50%	Northumberland	15.20%	Temple	13.90%		
Bedford	13.90%	Ellsworth	14.00%	Kingston	13.50%	Northwood	13.50%	Thornton	14.00%	Unincorporated Places	
Belmont	14.00%	Enfield	14.00%	Laconia	14.00%	Nottingham	13.50%	Tilton	14.00%	<i>Atkinson and Gilmanton</i>	
Bennington	13.90%	Epping	13.50%	Lancaster	15.20%	Orange	14.00%	Troy	14.80%	<i>Academy Grant</i>	
Benton	14.00%	Epsom	14.10%	Landaff	14.00%	Orford	14.00%	Tuftonboro	12.70%	<i>Bean's Grant</i>	
Berlin	15.20%	Errol	15.20%	Langdon	15.10%	Ossipee	12.70%	Unity	15.10%	<i>Bean's Purchase</i>	
Bethlehem	14.00%	Exeter	13.50%	Lebanon	14.00%	Pelham	13.90%	Wakefield	12.70%	<i>Cambridge</i>	
Boscawen	14.10%	Farmington	15.80%	Lee	15.80%	Pembroke	14.10%	Walpole	14.80%	<i>Chandler's Purchase</i>	
Bow	14.10%	Fitzwilliam	14.80%	Lempster	15.10%	Peterborough	13.90%	Warner	14.10%	<i>Crawford's Purchase</i>	
Bradford	14.10%	Francestown	13.90%	Lincoln	14.00%	Piermont	14.00%	Warren	14.00%	<i>Cutt's Grant</i>	
Brentwood	13.50%	Franconia	14.00%	Lisbon	14.00%	Pittsburg	15.20%	Washington	15.10%	<i>Dix's Grant</i>	
Bridgewater	14.00%	Franklin	14.10%	Litchfield	13.90%	Pittsfield	14.10%	Waterville Valley	14.00%	<i>Dixville</i>	
Bristol	14.00%	Freedom	12.70%	Littleton	14.00%	Plainfield	15.10%	Weare	13.90%	<i>Erving's Location</i>	
Brookfield	12.70%	Fremont	13.50%	Londonderry	13.50%	Plaistow	13.50%	Webster	14.10%	<i>Green's Grant</i>	
Brookline	13.90%	Gilford	14.00%	Loudon	14.10%	Plymouth	14.00%	Wentworth	14.00%	<i>Hadley's Purchase</i>	
Campton	14.00%	Gilmanton	14.00%	Lyman	14.00%	Portsmouth	13.50%	Westmoreland	14.80%	<i>Kilkenny</i>	
Canaan	14.00%	Gilsun	14.80%	Lyme	14.00%	Randolph	15.20%	Whitefield	15.20%	<i>Livermore</i>	
Candia	13.50%	Goffstown	13.90%	Lyndeborough	13.90%	Raymond	13.50%	Wilmot	14.10%	<i>Low and Burbank's Grant</i>	
Canterbury	14.10%	Gorham	15.20%	Madbury	15.80%	Richmond	14.80%	Wilton	13.90%	<i>Martin's Location</i>	
Carroll	15.20%	Goshen	15.10%	Madison	12.70%	Rindge	14.80%	Winchester	14.80%	<i>Millsfield</i>	
Center Harbor	14.00%	Grafton	14.00%	Manchester	13.90%	Rochester	15.80%	Windham	13.50%	<i>Odell</i>	
Charlestown	15.10%	Grantham	15.10%	Marlborough	14.80%	Rollinsford	15.80%	Windsor	13.90%	<i>Pinkham's Grant</i>	
Chatham	12.70%	Greenfield	13.90%	Marlow	14.80%	Roxbury	14.80%	Wolfeboro	12.70%	<i>Sargent's Purchase</i>	
Chester	13.50%	Greenland	13.50%	Mason	13.90%	Rumney	14.00%	Woodstock	14.00%	<i>Second College Grant</i>	
Chesterfield	14.80%	Greenville	13.90%	Meredith	14.00%	Rye	13.50%			<i>Success</i>	
Chichester	14.10%	Groton	14.00%	Merrimack	13.90%	Salem	13.50%			<i>Thompson and Meserves</i>	
Claremont	15.10%	Hale's Location	12.70%	Middleton	15.80%	Salisbury	14.10%			<i>Purchase</i>	
Clarksville	15.20%	Hampstead	13.50%	Milan	15.20%	Sanbornton	14.00%			<i>Wentworth's Location</i>	
Colebrook	15.20%	Hampton	13.50%	Milford	13.90%	Sandown	13.50%				
Columbia	15.20%	Hampton Falls	13.50%	Milton	15.80%	Sandwich	12.70%				
Concord	14.10%	Hancock	13.90%	Monroe	14.00%	Seabrook	13.50%				
Conway	12.70%	Hanover	14.00%	Mont Vernon	13.90%	Sharon	13.90%				
Cornish	15.10%	Harrisville	14.80%	Moultonborough	12.70%	Shelburne	15.20%				
Croydon	15.10%	Hart's Location	12.70%	Nashua	13.90%	Somersworth	15.80%				



Point32Health
Foundation

In partnership with
Harvard Pilgrim
Health Care
a Point32Health company

Percentage of Persons Age 18+ Years who had 14+ Days with Poor Mental Health (County) (Ranked)

Barrington	15.80%	Chesterfield	14.80%	Alexandria	14.00%	Woodstock	14.00%	Kingston	13.50%	Manchester	
Dover	15.80%	Dublin	14.80%	Alton	14.00%	Amherst	13.90%	Londonderry	13.50%	Central Manchester	13.90%
Durham	15.80%	Fitzwilliam	14.80%	Ashland	14.00%	Antrim	13.90%	New Castle	13.50%	Manchester: West	13.90%
Farmington	15.80%	Gilsom	14.80%	Barnstead	14.00%	Bedford	13.90%	Newfields	13.50%	Manchester: South	13.90%
Lee	15.80%	Harrisville	14.80%	Bath	14.00%	Bennington	13.90%	Newington	13.50%	Manchester: North	13.90%
Madbury	15.80%	Hinsdale	14.80%	Belmont	14.00%	Brookline	13.90%	Newmarket	13.50%	Manchester: East	13.90%
Middleton	15.80%	Jaffrey	14.80%	Benton	14.00%	Deering	13.90%	Newton	13.50%		
Milton	15.80%	Keene	14.80%	Bethlehem	14.00%	Francestown	13.90%	North Hampton	13.50%	Nashua	
New Durham	15.80%	Marlborough	14.80%	Bridgewater	14.00%	Goffstown	13.90%	Northwood	13.50%	Nashua: Zip 03060	13.90%
Rochester	15.80%	Marlow	14.80%	Bristol	14.00%	Greenfield	13.90%	Nottingham	13.50%	Nashua: Zip 03062	13.90%
Rollinsford	15.80%	Nelson	14.80%	Campton	14.00%	Greenville	13.90%	Plaistow	13.50%	Nashua: Zip 03063	13.90%
Somersworth	15.80%	Richmond	14.80%	Canaan	14.00%	Hancock	13.90%	Portsmouth	13.50%	Nashua: Zip 03064	13.90%
Stratford	15.80%	Rindge	14.80%	Center Harbor	14.00%	Hillsborough	13.90%	Raymond	13.50%		
Berlin	15.20%	Roxbury	14.80%	Dorchester	14.00%	Hollis	13.90%	Rye	13.50%		
Carroll	15.20%	Stoddard	14.80%	Easton	14.00%	Hudson	13.90%	Salem	13.50%		
Clarksville	15.20%	Sullivan	14.80%	Ellsworth	14.00%	Litchfield	13.90%	Sandown	13.50%		
Colebrook	15.20%	Surry	14.80%	Enfield	14.00%	Lyndeborough	13.90%	Seabrook	13.50%	Unincorporated Places	
Columbia	15.20%	Swanzy	14.80%	Franconia	14.00%	Manchester	13.90%	South Hampton	13.50%	<i>Atkinson and Gilmanton</i>	
Dalton	15.20%	Troy	14.80%	Gilford	14.00%	Mason	13.90%	Stratham	13.50%	<i>Academy Grant</i>	
Dummer	15.20%	Walpole	14.80%	Gilmanton	14.00%	Merrimack	13.90%	Windham	13.50%	<i>Bean's Grant</i>	
Errol	15.20%	Westmoreland	14.80%	Grafton	14.00%	Milford	13.90%	Albany	12.70%	<i>Bean's Purchase</i>	
Gorham	15.20%	Winchester	14.80%	Groton	14.00%	Mont Vernon	13.90%	Bartlett	12.70%	<i>Cambridge</i>	
Jefferson	15.20%	Allenstown	14.10%	Hanover	14.00%	Nashua	13.90%	Moultonborough	12.70%	<i>Chandler's Purchase</i>	
Lancaster	15.20%	Andover	14.10%	Haverhill	14.00%	New Boston	13.90%	Chatham	12.70%	<i>Crawford's Purchase</i>	
Milan	15.20%	Boscawen	14.10%	Hebron	14.00%	New Ipswich	13.90%	Conway	12.70%	<i>Cutt's Grant</i>	
Northumberland	15.20%	Bow	14.10%	Holderness	14.00%	Pelham	13.90%	Eaton	12.70%	<i>Dix's Grant</i>	
Pittsburg	15.20%	Bradford	14.10%	Laconia	14.00%	Peterborough	13.90%	Effingham	12.70%	<i>Dixville</i>	
Randolph	15.20%	Canterbury	14.10%	Landaff	14.00%	Sharon	13.90%	Freedom	12.70%	<i>Erving's Location</i>	
Shelburne	15.20%	Chichester	14.10%	Lebanon	14.00%	Temple	13.90%	Hale's Location	12.70%	<i>Green's Grant</i>	
Stark	15.20%	Concord	14.10%	Lincoln	14.00%	Weare	13.90%	Hart's Location	12.70%	<i>Hadley's Purchase</i>	
Stewartstown	15.20%	Danbury	14.10%	Lisbon	14.00%	Wilton	13.90%	Jackson	12.70%	<i>Kilkenny</i>	
Stratford	15.20%	Dunbarton	14.10%	Littleton	14.00%	Windsor	13.90%	Madison	12.70%	<i>Livermore</i>	
Whitefield	15.20%	Epsom	14.10%	Lyman	14.00%	Atkinson	13.50%	Moultonborough	12.70%	<i>Low and Burbank's Grant</i>	
Acworth	15.10%	Franklin	14.10%	Lyme	14.00%	Auburn	13.50%	Ossipee	12.70%	<i>Martin's Location</i>	
Charlestown	15.10%	Henniker	14.10%	Meredith	14.00%	Brentwood	13.50%	Sandwich	12.70%	<i>Millsfield</i>	
Claremont	15.10%	Hill	14.10%	Monroe	14.00%	Candia	13.50%	Tamworth	12.70%	<i>Odell</i>	
Cornish	15.10%	Hooksett	14.10%	New Hampton	14.00%	Chester	13.50%	Tuftonboro	12.70%	<i>Pinkham's Grant</i>	
Croydon	15.10%	Hopkinton	14.10%	Orange	14.00%	Danville	13.50%	Wakefield	12.70%	<i>Sargent's Purchase</i>	
Goshen	15.10%	Loudon	14.10%	Orford	14.00%	Deerfield	13.50%	Wolfeboro	12.70%	<i>Second College Grant</i>	
Grantham	15.10%	New London	14.10%	Piermont	14.00%	Derry	13.50%			<i>Success</i>	
Langdon	15.10%	Newbury	14.10%	Plymouth	14.00%	East Kingston	13.50%			<i>Thompson and Meserves</i>	
Lempster	15.10%	Northfield	14.10%	Rumney	14.00%	Epping	13.50%			<i>Purchase</i>	
Newport	15.10%	Pembroke	14.10%	Sanbornton	14.00%	Exeter	13.50%			<i>Wentworth's Location</i>	
Plainfield	15.10%	Pittsfield	14.10%	Sugar Hill	14.00%	Fremont	13.50%				
Springfield	15.10%	Salisbury	14.10%	Thornton	14.00%	Greenland	13.50%				
Sunapee	15.10%	Sutton	14.10%	Tilton	14.00%	Hampstead	13.50%				
Unity	15.10%	Warner	14.10%	Warren	14.00%	Hampton	13.50%				
Washington	15.10%	Webster	14.10%	Waterville Valley	14.00%	Hampton Falls	13.50%				
Alstead	14.80%	Wilmot	14.10%	Wentworth	14.00%	Kensington	13.50%				

Questions ? Beth.Dugan@umb.edu