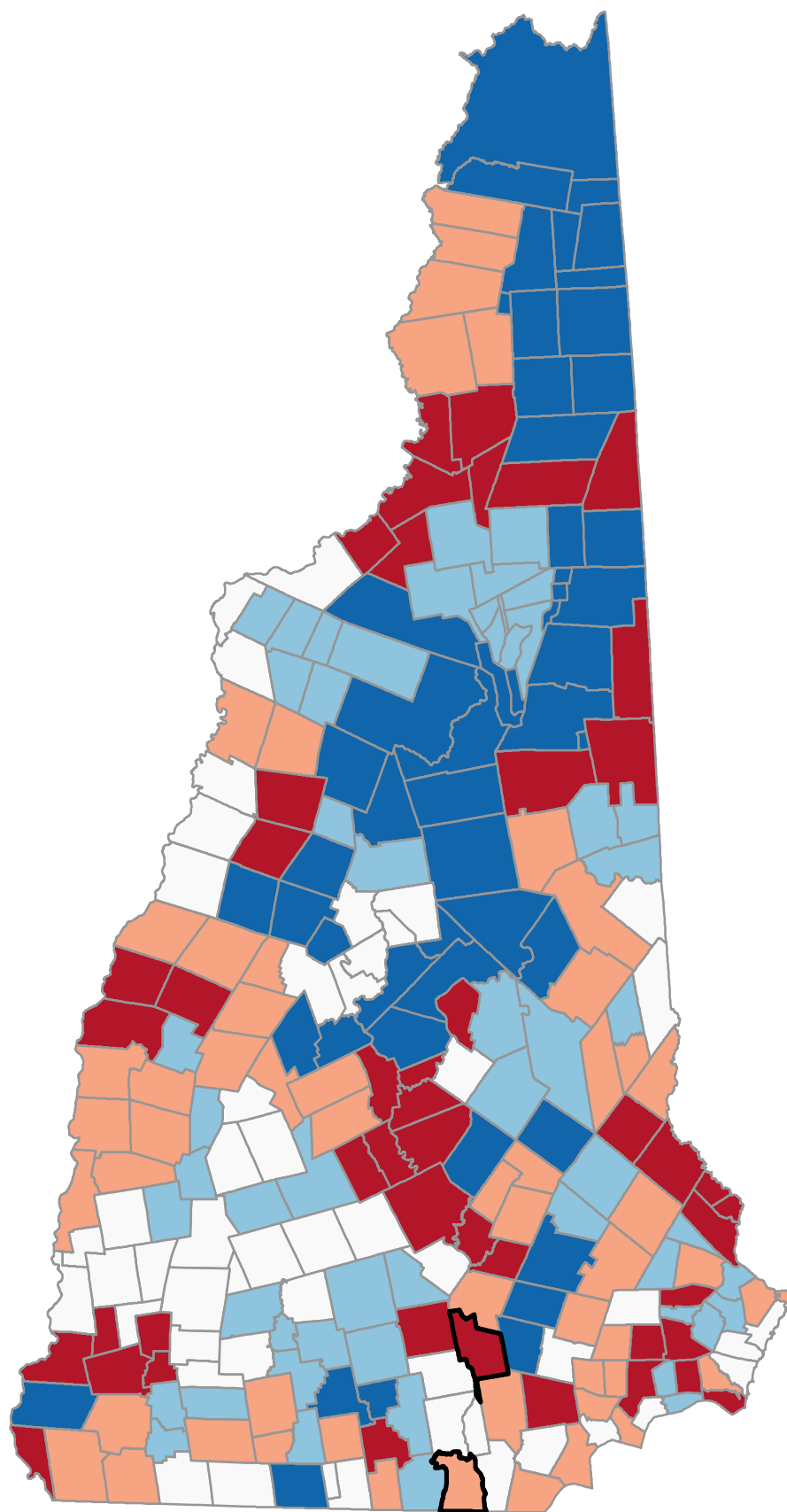
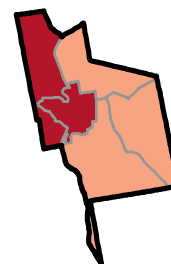


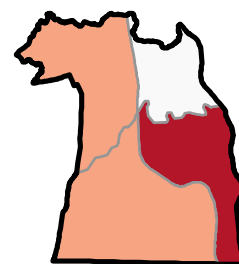
Percentage of Medicare Beneficiaries Age 65+ Years with Depression



*Neighborhood values
in NH cities*



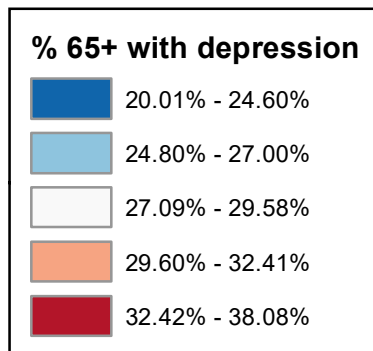
Manchester



Nashua

State Average: 30.47%

Source: CMS, 2020-2021



Percentage of Medicare Beneficiaries Age 65+ Years with Depression

Acworth	27.53%	Dalton	35.73%	Haverhill	31.68%	Nelson	27.09%	South Hampton	24.80%	Manchester	
Albany	35.97%	Danbury	23.92%	Hebron	23.40%	New Boston	26.48%	Springfield	29.73%	Central Manchester	38.80%
Alexandria	27.60%	Danville	30.01%	Henniker	29.01%	New Castle	30.04%	Stark	34.65%	Manchester: West	35.79%
Allenstown	33.10%	Deerfield	23.30%	Hill	23.92%	New Durham	30.99%	Stewartstown	30.21%	Manchester: South	32.28%
Alstead	27.53%	Deering	27.20%	Hillsborough	27.20%	New Hampton	24.60%	Stoddard	27.09%	Manchester: North	31.95%
Alton	26.35%	Derry	33.53%	Hinsdale	33.24%	New Ipswich	20.87%	Stratford	25.21%	Manchester: East	31.60%
Amherst	24.90%	Dorchester	23.40%	Holderness	27.30%	New London	29.58%	Stratford	30.21%		
Andover	31.72%	Dover	34.04%	Hollis	25.20%	Newbury	27.71%	Stratham	26.07%	Nashua	
Antrim	26.08%	Dublin	25.75%	Hooksett	29.93%	Newfields	26.07%	Sugar Hill	25.89%	Nashua: Zip 03060	35.93%
Ashland	27.30%	Dummer	20.01%	Hopkinton	28.42%	Newington	26.52%	Sullivan	34.45%	Nashua: Zip 03062	30.91%
Atkinson	28.40%	Dunbarton	24.93%	Hudson	28.94%	Newmarket	33.10%	Sunapee	24.95%	Nashua: Zip 03063	31.10%
Auburn	22.14%	Durham	30.89%	Jackson	24.27%	Newport	32.41%	Surry	34.45%	Nashua: Zip 03064	29.53%
Barnstead	24.57%	East Kingston	24.80%	Jaffrey	31.42%	Newton	27.20%	Sutton	27.71%		
Barrington	30.94%	Easton	25.89%	Jefferson	25.08%	North Hampton	28.01%	Swanzy	32.24%		
Bartlett	24.27%	Eaton	26.64%	Keene	34.45%	Northfield	35.04%	Tamworth	31.50%		
Bath	27.87%	Effingham	28.20%	Kensington	33.01%	Northumberland	34.65%	Temple	25.26%	Unincorporated Places	
Bedford	29.51%	Ellsworth	25.34%	Kingston	32.45%	Northwood	26.45%	Thornton	23.45%	<i>Atkinson and Gilmanton</i>	
Belmont	27.98%	Enfield	34.70%	Laconia	32.42%	Nottingham	30.74%	Tilton	35.04%	<i>Academy Grant</i>	
Bennington	26.08%	Epping	28.93%	Lancaster	35.88%	Orange	29.70%	Troy	25.75%	<i>Bean's Grant</i>	
Benton	31.68%	Epsom	31.70%	Landaff	27.00%	Orford	28.86%	Tuftonboro	24.11%	<i>Bean's Purchase</i>	
Berlin	32.97%	Errol	20.01%	Langdon	27.53%	Ossipee	31.62%	Unity	32.41%	<i>Cambridge</i>	
Bethlehem	22.96%	Exeter	33.01%	Lebanon	35.58%	Pelham	30.85%	Wakefield	28.20%	<i>Chandler's Purchase</i>	
Boscawen	38.08%	Farmington	33.87%	Lee	25.80%	Pembroke	33.10%	Walpole	29.28%	<i>Crawford's Purchase</i>	
Bow	28.34%	Fitzwilliam	28.15%	Lempster	24.95%	Peterborough	30.79%	Warner	26.50%	<i>Cutt's Grant</i>	
Bradford	26.50%	Francestown	25.26%	Lincoln	22.21%	Piermont	28.86%	Warren	37.16%	<i>Dix's Grant</i>	
Brentwood	33.01%	Franconia	25.89%	Lisbon	27.00%	Pittsburg	23.63%	Washington	27.20%	<i>Dixville</i>	
Bridgewater	27.60%	Franklin	32.51%	Litchfield	28.79%	Pittsfield	29.60%	Waterville Valley	22.21%	<i>Erving's Location</i>	
Bristol	27.60%	Freedom	26.64%	Littleton	27.89%	Plainfield	35.58%	Weare	24.93%	<i>Green's Grant</i>	
Brookfield	26.03%	Fremont	31.98%	Londonderry	31.02%	Plaislow	30.83%	Webster	38.08%	<i>Hadley's Purchase</i>	
Brookline	29.63%	Gilford	26.01%	Loudon	23.90%	Plymouth	27.60%	Wentworth	37.16%	<i>Kilkenny</i>	
Campton	25.34%	Gilmanton	26.90%	Lyman	27.00%	Portsmouth	31.69%	Westmoreland	33.37%	<i>Livermore</i>	
Canaan	29.70%	Gilsom	27.53%	Lyme	28.86%	Randolph	25.08%	Whitefield	35.73%	<i>Low and Burbank's Grant</i>	
Candia	24.38%	Goffstown	32.53%	Lyndeborough	22.99%	Raymond	32.38%	Wilmot	29.73%	<i>Martin's Location</i>	
Canterbury	34.12%	Gorham	23.69%	Madbury	25.80%	Richmond	32.24%	Wilton	30.16%	<i>Millsfield</i>	
Carroll	25.08%	Goshen	24.95%	Madison	25.53%	Rindge	28.15%	Winchester	32.24%	<i>Odell</i>	
Center Harbor	20.99%	Grafton	29.70%	Manchester	33.98%	Rochester	35.44%	Windham	28.19%	<i>Pinkham's Grant</i>	
Charlestown	32.41%	Grantham	26.29%	Marlborough	25.75%	Rollinsford	35.18%	Windsor	27.20%	<i>Sargent's Purchase</i>	
Chatham	32.89%	Greenfield	25.26%	Marlow	27.53%	Roxbury	34.45%	Wolfeboro	30.74%	<i>Second College Grant</i>	
Chester	27.21%	Greenland	26.52%	Mason	28.66%	Rumney	23.40%	Woodstock	23.45%	<i>Success</i>	
Chesterfield	24.23%	Greenville	28.66%	Meredith	24.60%	Rye	27.47%			<i>Thompson and Meserves</i>	
Chichester	29.60%	Groton	23.40%	Merrimack	29.38%	Salem	30.82%			<i>Purchase</i>	
Claremont	32.41%	Hale's Location	24.27%	Middleton	30.99%	Salisbury	31.72%			<i>Wentworth's Location</i>	
Clarksville	23.63%	Hampstead	30.91%	Milan	20.01%	Sanbornton	23.92%				
Colebrook	30.21%	Hampton	28.06%	Milford	33.11%	Sandown	30.04%				
Columbia	30.21%	Hampton Falls	30.27%	Milton	29.81%	Sandwich	22.68%				
Concord	38.08%	Hancock	27.70%	Monroe	27.87%	Seabrook	34.61%				
Conway	32.89%	Hanover	32.37%	Mont Vernon	22.99%	Sharon	30.79%				
Cornish	32.41%	Harrisville	27.09%	Moultonborough	22.68%	Shelburne	23.69%				
Croydon	32.41%	Hart's Location	24.27%	Nashua	32.11%	Somersworth	33.06%				



Point32Health
Foundation

In partnership with
Harvard Pilgrim
Health Care
a Point32Health company

Percentage of Medicare Beneficiaries Age 65+ Years with Depression (Ranked)

Boscawen	38.08%	Newport	32.41%	Pittsfield	29.60%	Harrisville	27.09%	South Hampton	24.80%	Manchester	
Concord	38.08%	Unity	32.41%	New London	29.58%	Nelson	27.09%	Meredith	24.60%	Central Manchester	38.80%
Webster	38.08%	Raymond	32.38%	Bedford	29.51%	Stoddard	27.09%	New Hampton	24.60%	Manchester: West	35.79%
Warren	37.16%	Hanover	32.37%	Merrimack	29.38%	Landaff	27.00%	Barnstead	24.57%	Manchester: South	32.28%
Wentworth	37.16%	Richmond	32.24%	Walpole	29.28%	Lisbon	27.00%	Candia	24.38%	Manchester: North	31.95%
Albany	35.97%	Swanzy	32.24%	Henniker	29.01%	Lyman	27.00%	Bartlett	24.27%	Manchester: East	31.60%
Lancaster	35.88%	Winchester	32.24%	Hudson	28.94%	Gilmanton	26.90%	Hale's Location	24.27%		
Dalton	35.73%	Nashua	32.11%	Epping	28.93%	Eaton	26.64%	Hart's Location	24.27%	Nashua	
Whitefield	35.73%	Fremont	31.98%	Lyme	28.86%	Freedom	26.64%	Jackson	24.27%	Nashua: Zip 03060	35.93%
Lebanon	35.58%	Andover	31.72%	Orford	28.86%	Greenland	26.52%	Chesterfield	24.23%	Nashua: Zip 03063	31.10%
Plainfield	35.58%	Salisbury	31.72%	Piermont	28.86%	Newington	26.52%	Tuftonboro	24.11%	Nashua: Zip 03062	30.91%
Rochester	35.44%	Epsom	31.70%	Litchfield	28.79%	Bradford	26.50%	Danbury	23.92%	Nashua: Zip 03064	29.53%
Rollinsford	35.18%	Portsmouth	31.69%	Greenville	28.66%	Warner	26.50%	Hill	23.92%		
Northfield	35.04%	Benton	31.68%	Mason	28.66%	New Boston	26.48%	Sanbornton	23.92%		
Tilton	35.04%	Haverhill	31.68%	Hopkinton	28.42%	Northwood	26.45%	Loudon	23.90%		
Enfield	34.70%	Ossipee	31.62%	Atkinson	28.40%	Alton	26.35%	Gorham	23.69%		
Northumberland	34.65%	Tamworth	31.50%	Bow	28.34%	Grantham	26.29%	Shelburne	23.69%	Unincorporated Places	
Stark	34.65%	Jaffrey	31.42%	Effingham	28.20%	Antrim	26.08%	Clarksville	23.63%	<i>Atkinson and Gilmanton</i>	
Seabrook	34.61%	Londonderry	31.02%	Wakefield	28.20%	Bennington	26.08%	Pittsburg	23.63%	<i>Academy Grant</i>	
Keene	34.45%	Middleton	30.99%	Windham	28.19%	Newfields	26.07%	Thornton	23.45%	<i>Bean's Grant</i>	
Roxbury	34.45%	New Durham	30.99%	Fitzwilliam	28.15%	Stratham	26.07%	Woodstock	23.45%	<i>Bean's Purchase</i>	
Sullivan	34.45%	Barrington	30.94%	Rindge	28.15%	Brookfield	26.03%	Dorchester	23.40%	<i>Cambridge</i>	
Surry	34.45%	Hampstead	30.91%	Hampton	28.06%	Gilford	26.01%	Waterville Valley	23.40%	<i>Chandler's Purchase</i>	
Canterbury	34.12%	Durham	30.89%	North Hampton	28.01%	Easton	25.89%	Hebron	23.40%	<i>Crawford's Purchase</i>	
Dover	34.04%	Pelham	30.85%	Belmont	27.98%	Franconia	25.89%	Rumney	23.40%	<i>Cutt's Grant</i>	
Manchester	33.98%	Plaistow	30.83%	Littleton	27.89%	Sugar Hill	25.89%	Deerfield	23.30%	<i>Dix's Grant</i>	
Farmington	33.87%	Salem	30.82%	Bath	27.87%	Lee	25.80%	Lyndeborough	22.99%	<i>Dixville</i>	
Derry	33.53%	Peterborough	30.79%	Monroe	27.87%	Madbury	25.80%	Mont Vernon	22.99%	<i>Erving's Location</i>	
Westmoreland	33.37%	Sharon	30.79%	Newbury	27.71%	Dublin	25.75%	Bethlehem	22.96%	<i>Green's Grant</i>	
Hinsdale	33.24%	Nottingham	30.74%	Sutton	27.71%	Marlborough	25.75%	Moultonborough	22.68%	<i>Hadley's Purchase</i>	
Milford	33.11%	Wolfeboro	30.74%	Hancock	27.70%	Troy	25.75%	Sandwich	22.68%	<i>Kilkenny</i>	
Newmarket	33.10%	Hampton Falls	30.27%	Alexandria	27.60%	Madison	25.53%	Lincoln	22.21%	<i>Livermore</i>	
Allenstown	33.10%	Colebrook	30.21%	Bridgewater	27.60%	Campton	25.34%	Waterville Valley	22.21%	<i>Low and Burbank's Grant</i>	
Pembroke	33.10%	Columbia	30.21%	Bristol	27.60%	Ellsworth	25.34%	Auburn	22.14%	<i>Martin's Location</i>	
Somersworth	33.06%	Stewartstown	30.21%	Plymouth	27.60%	Francestown	25.26%	Center Harbor	20.99%	<i>Millsfield</i>	
Brentwood	33.01%	Stratford	30.21%	Acworth	27.53%	Greenfield	25.26%	New Ipswich	20.87%	<i>Odell</i>	
Exeter	33.01%	Wilton	30.16%	Alstead	27.53%	Temple	25.26%	Dummer	20.01%	<i>Pinkham's Grant</i>	
Kensington	33.01%	New Castle	30.04%	Gilsum	27.53%	Strafford	25.21%	Errol	20.01%	<i>Sargent's Purchase</i>	
Berlin	32.97%	Sandown	30.04%	Langdon	27.53%	Hollis	25.20%	Milan	20.01%	<i>Second College Grant</i>	
Chatham	32.89%	Danville	30.01%	Marlow	27.53%	Carroll	25.08%			<i>Success</i>	
Conway	32.89%	Hooksett	29.93%	Rye	27.47%	Jefferson	25.08%			<i>Thompson and Meserves</i>	
Goffstown	32.53%	Milton	29.81%	Ashland	27.30%	Randolph	25.08%			<i>Purchase</i>	
Franklin	32.51%	Springfield	29.73%	Holderness	27.30%	Goshen	24.95%			<i>Wentworth's Location</i>	
Kingston	32.45%	Wilmot	29.73%	Chester	27.21%	Lempster	24.95%				
Laconia	32.42%	Canaan	29.70%	Deering	27.20%	Sunapee	24.95%				
Charlestown	32.41%	Grafton	29.70%	Hillsborough	27.20%	Dunbarton	24.93%				
Claremont	32.41%	Orange	29.70%	Washington	27.20%	Weare	24.93%				
Cornish	32.41%	Brookline	29.63%	Windsor	27.20%	Amherst	24.90%				
Croydon	32.41%	Chichester	29.60%	Newton	27.20%	East Kingston	24.80%				

Questions ? Beth.Dugan@umb.edu