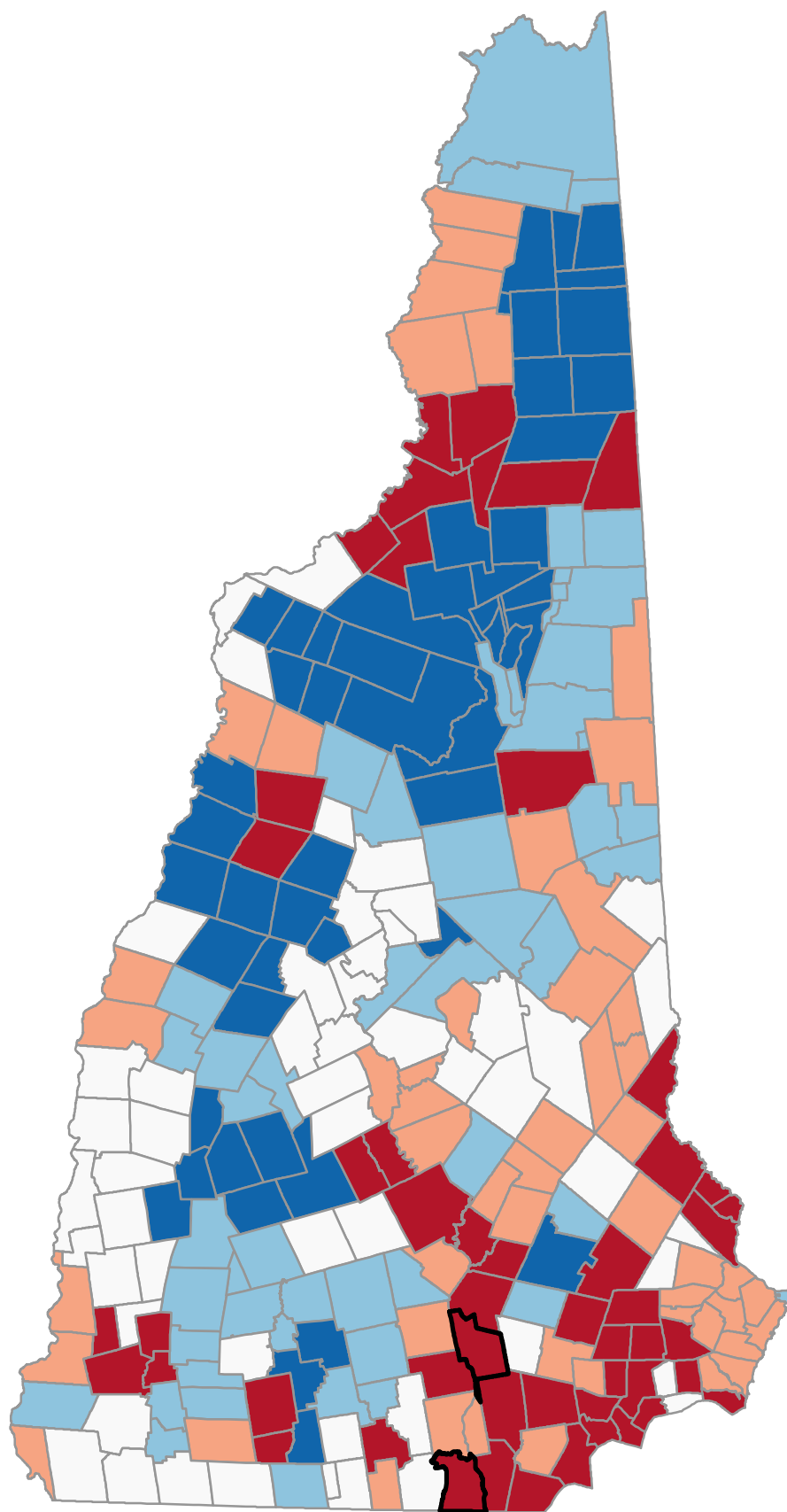
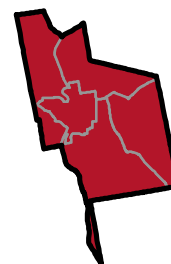


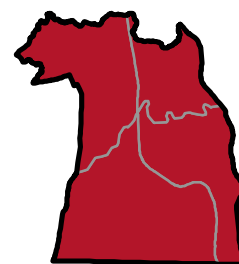
Percentage of Medicare Beneficiaries Age 65+ Years with Anxiety Disorder



Neighborhood values in NH cities



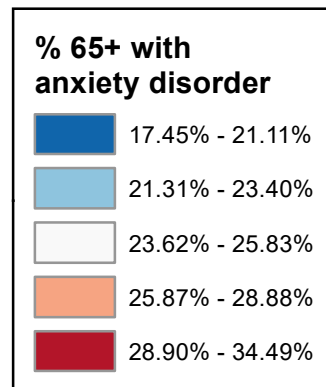
Manchester



Nashua

State Average: 28.03%

Source: CMS, 2020-2021



Percentage of Medicare Beneficiaries Age 65+ Years with Anxiety Disorder

Acworth	23.73%	Dalton	28.91%	Haverhill	25.87%	Nelson	22.56%	South Hampton	24.28%	Manchester	
Albany	30.83%	Danbury	23.62%	Hebron	20.19%	New Boston	23.37%	Springfield	22.93%	Central Manchester	37.06%
Alexandria	24.92%	Danville	30.47%	Henniker	25.77%	New Castle	22.03%	Stark	32.10%	Manchester: West	32.21%
Allenstown	29.13%	Deerfield	21.05%	Hill	23.62%	New Durham	26.81%	Stewartstown	26.74%	Manchester: South	30.11%
Alstead	23.73%	Deering	21.96%	Hillsborough	21.96%	New Hampton	23.36%	Stoddard	22.56%	Manchester: North	31.63%
Alton	24.27%	Derry	32.12%	Hinsdale	28.88%	New Ipswich	22.68%	Stratford	25.72%	Manchester: East	32.25%
Amherst	25.05%	Dorchester	20.19%	Holderness	25.51%	New London	23.21%	Stratford	26.74%		
Andover	24.30%	Dover	33.85%	Hollis	24.54%	Newbury	20.28%	Stratham	26.00%	Nashua	
Antrim	22.23%	Dublin	21.86%	Hooksett	28.90%	Newfields	26.00%	Sugar Hill	18.64%	Nashua: Zip 03060	33.27%
Ashland	25.51%	Dummer	19.49%	Hopkinton	24.31%	Newington	26.10%	Sullivan	29.48%	Nashua: Zip 03062	30.04%
Atkinson	31.43%	Dunbarton	21.76%	Hudson	31.50%	Newmarket	27.21%	Sunapee	18.80%	Nashua: Zip 03063	30.86%
Auburn	24.04%	Durham	27.60%	Jackson	22.70%	Newport	25.22%	Surry	29.48%	Nashua: Zip 03064	30.50%
Barnstead	27.65%	East Kingston	24.28%	Jaffrey	27.52%	Newton	29.50%	Sutton	20.28%		
Barrington	27.62%	Easton	18.64%	Jefferson	20.78%	North Hampton	27.05%	Swanzey	25.60%		
Bartlett	22.70%	Eaton	22.98%	Keene	29.48%	Northfield	27.48%	Tamworth	28.63%		
Bath	25.83%	Effingham	25.08%	Kensington	30.90%	Northumberland	32.10%	Temple	19.47%	Unincorporated Places	
Bedford	29.62%	Ellsworth	23.89%	Kingston	30.11%	Northwood	22.92%	Thornton	21.59%	<i>Atkinson and Gilmanton</i>	
Belmont	24.10%	Enfield	23.13%	Laconia	27.73%	Nottingham	31.35%	Tilton	27.48%	<i>Academy Grant</i>	
Bennington	22.23%	Epping	30.31%	Lancaster	31.49%	Orange	20.34%	Troy	21.86%	<i>Bean's Grant</i>	
Benton	25.87%	Epsom	28.42%	Landaff	21.11%	Orford	18.27%	Tuftonboro	23.24%	<i>Bean's Purchase</i>	
Berlin	30.74%	Errol	19.49%	Langdon	23.73%	Ossipee	27.26%	Unity	25.22%	<i>Cambridge</i>	
Bethlehem	18.83%	Exeter	30.90%	Lebanon	26.68%	Pelham	33.01%	Wakefield	25.08%	<i>Chandler's Purchase</i>	
Boscawen	34.49%	Farmington	26.83%	Lee	25.17%	Pembroke	29.13%	Walpole	26.63%	<i>Crawford's Purchase</i>	
Bow	26.91%	Fitzwilliam	25.62%	Lempster	18.80%	Peterborough	29.49%	Warner	20.41%	<i>Cutt's Grant</i>	
Bradford	20.41%	Francestown	19.47%	Lincoln	17.45%	Piermont	18.27%	Warren	28.98%	<i>Dix's Grant</i>	
Brentwood	30.90%	Franconia	18.64%	Lisbon	21.11%	Pittsburg	21.75%	Washington	21.96%	<i>Dixville</i>	
Bridgewater	24.92%	Franklin	27.15%	Litchfield	27.66%	Pittsfield	26.21%	Waterville Valley	17.45%	<i>Erving's Location</i>	
Bristol	24.92%	Freedom	22.98%	Littleton	24.03%	Plainfield	26.68%	Weare	21.76%	<i>Green's Grant</i>	
Brookfield	25.90%	Fremont	33.43%	Londonderry	29.73%	Plaistow	30.10%	Webster	34.49%	<i>Hadley's Purchase</i>	
Brookline	27.65%	Gilford	24.37%	Loudon	22.63%	Plymouth	24.92%	Wentworth	28.98%	<i>Kilkenny</i>	
Campton	23.89%	Gilmanton	24.34%	Lyman	21.11%	Portsmouth	28.84%	Westmoreland	28.21%	<i>Livermore</i>	
Canaan	20.34%	Gilsun	23.73%	Lyme	18.27%	Randolph	20.78%	Whitefield	28.91%	<i>Low and Burbank's Grant</i>	
Candia	23.25%	Goffstown	28.46%	Lyndeborough	21.63%	Raymond	29.88%	Wilmot	22.93%	<i>Martin's Location</i>	
Canterbury	26.79%	Gorham	23.01%	Madbury	25.17%	Richmond	25.60%	Wilton	25.73%	<i>Millsfield</i>	
Carroll	20.78%	Goshen	18.80%	Madison	23.40%	Rindge	25.62%	Winchester	25.60%	<i>Odell</i>	
Center Harbor	17.65%	Grafton	20.34%	Manchester	32.40%	Rochester	32.30%	Windham	27.94%	<i>Pinkham's Grant</i>	
Charlestown	25.22%	Grantham	21.86%	Marlborough	21.86%	Rollinsford	29.75%	Windsor	21.96%	<i>Sargent's Purchase</i>	
Chatham	27.98%	Greenfield	19.47%	Marlow	23.73%	Roxbury	29.48%	Wolfeboro	28.36%	<i>Second College Grant</i>	
Chester	26.82%	Greenland	26.10%	Mason	25.73%	Rumney	20.19%	Woodstock	21.59%	<i>Success</i>	
Chesterfield	22.48%	Greenville	25.73%	Meredith	23.36%	Rye	25.90%			<i>Thompson and Meserves</i>	
Chichester	26.21%	Groton	20.19%	Merrimack	27.11%	Salem	32.29%			<i>Purchase</i>	
Claremont	25.22%	Hale's Location	22.70%	Middleton	26.81%	Salisbury	24.30%			<i>Wentworth's Location</i>	
Clarksville	21.75%	Hampstead	30.44%	Milan	19.49%	Sanbornton	23.62%				
Colebrook	26.74%	Hampton	28.67%	Milford	33.90%	Sandown	27.18%				
Columbia	26.74%	Hampton Falls	26.21%	Milton	29.22%	Sandwich	21.31%				
Concord	34.49%	Hancock	24.96%	Monroe	25.83%	Seabrook	33.07%				
Conway	27.98%	Hanover	25.80%	Mont Vernon	21.63%	Sharon	29.49%				
Cornish	25.22%	Harrisville	22.56%	Moultonborough	21.31%	Shelburne	23.01%				
Croydon	25.22%	Hart's Location	22.70%	Nashua	31.21%	Somersworth	32.22%				



Point32Health
Foundation

In partnership with
Harvard Pilgrim
Health Care
a Point32Health company

Percentage of Medicare Beneficiaries Age 65+ Years with Anxiety Disorder (Ranked)

Boscawen	34.49%	Hinsdale	28.88%	Haverhill	25.87%	Langdon	23.73%	Moultonborough	21.31%	Manchester	
Concord	34.49%	Portsmouth	28.84%	Bath	25.83%	Marlow	23.73%	Sandwich	21.31%	Central Manchester	37.06%
Webster	34.49%	Hampton	28.67%	Monroe	25.83%	Danbury	23.62%	Landaff	21.11%	Manchester: East	32.25%
Milford	33.90%	Tamworth	28.63%	Hanover	25.80%	Hill	23.62%	Lisbon	21.11%	Manchester: West	32.21%
Dover	33.85%	Goffstown	28.46%	Henniker	25.77%	Sanbornton	23.62%	Lyman	21.11%	Manchester: North	31.63%
Fremont	33.43%	Epsom	28.42%	Wilton	25.73%	Madison	23.40%	Deerfield	21.05%	Manchester: South	30.11%
Seabrook	33.07%	Wolfeboro	28.36%	Greenville	25.73%	New Boston	23.37%	Carroll	20.78%		
Pelham	33.01%	Westmoreland	28.21%	Mason	25.73%	Meredith	23.36%	Jefferson	20.78%	Nashua	
Manchester	32.40%	Chatham	27.98%	Strafford	25.72%	New Hampton	23.36%	Randolph	20.78%	Nashua: Zip 03060	33.27%
Rochester	32.30%	Conway	27.98%	Fitzwilliam	25.62%	Candia	23.25%	Bradford	20.41%	Nashua: Zip 03063	30.86%
Salem	32.29%	Windham	27.94%	Rindge	25.62%	Tuftonboro	23.24%	Warner	20.41%	Nashua: Zip 03064	30.50%
Somersworth	32.22%	Laconia	27.73%	Richmond	25.60%	New London	23.21%	Canaan	20.34%	Nashua: Zip 03062	30.04%
Derry	32.12%	Litchfield	27.66%	Swanzey	25.60%	Enfield	23.13%	Grafton	20.34%		
Northumberland	32.10%	Brookline	27.65%	Winchester	25.60%	Gorham	23.01%	Orange	20.34%		
Stark	32.10%	Barnstead	27.65%	Ashland	25.51%	Shelburne	23.01%	Newbury	20.28%		
Hudson	31.50%	Barrington	27.62%	Holderness	25.51%	Eaton	22.98%	Sutton	20.28%		
Lancaster	31.49%	Durham	27.60%	Charlestown	25.22%	Freedom	22.98%	Dorchester	20.19%	Unincorporated Places	
Atkinson	31.43%	Jaffrey	27.52%	Claremont	25.22%	Springfield	22.93%	Groton	20.19%	<i>Atkinson and Gilmanton</i>	
Nottingham	31.35%	Northfield	27.48%	Cornish	25.22%	Wilmot	22.93%	Hebron	20.19%	<i>Academy Grant</i>	
Nashua	31.21%	Tilton	27.48%	Croydon	25.22%	Northwood	22.92%	Rumney	20.19%	<i>Bean's Grant</i>	
Brentwood	30.90%	Ossipee	27.26%	Newport	25.22%	Bartlett	22.70%	Dummer	19.49%	<i>Bean's Purchase</i>	
Exeter	30.90%	Newmarket	27.21%	Unity	25.22%	Hale's Location	22.70%	Errol	19.49%	<i>Cambridge</i>	
Kensington	30.90%	Sandown	27.18%	Lee	25.17%	Hart's Location	22.70%	Sugar Hill	19.49%	<i>Chandler's Purchase</i>	
Albany	30.83%	Franklin	27.15%	Madbury	25.17%	Jackson	22.70%	Francestown	19.47%	<i>Crawford's Purchase</i>	
Berlin	30.74%	Merrimack	27.11%	Effingham	25.08%	New Ipswich	22.68%	Greenfield	19.47%	<i>Cutt's Grant</i>	
Danville	30.47%	North Hampton	27.05%	Wakefield	25.08%	Loudon	22.63%	Temple	19.47%	<i>Dix's Grant</i>	
Hampstead	30.44%	Bow	26.91%	Amherst	25.05%	Harrisville	22.56%	Bethlehem	18.83%	<i>Dixville</i>	
Epping	30.31%	Farmington	26.83%	Hancock	24.96%	Nelson	22.56%	Goshen	18.80%	<i>Erving's Location</i>	
Kingston	30.11%	Chester	26.82%	Alexandria	24.92%	Stoddard	22.56%	Lempster	18.80%	<i>Green's Grant</i>	
Plaistow	30.10%	Middleton	26.81%	Bridgewater	24.92%	Chesterfield	22.48%	Sunapee	18.80%	<i>Hadley's Purchase</i>	
Raymond	29.88%	New Durham	26.81%	Bristol	24.92%	Antrim	22.23%	Easton	18.64%	<i>Kilkenny</i>	
Rollinsford	29.75%	Canterbury	26.79%	Plymouth	24.92%	Bennington	22.23%	Franconia	18.64%	<i>Livermore</i>	
Londonderry	29.73%	Colebrook	26.74%	Hollis	24.54%	New Castle	22.03%	Sugar Hill	18.64%	<i>Low and Burbank's Grant</i>	
Bedford	29.62%	Columbia	26.74%	Gilford	24.37%	Deering	21.96%	Lyme	18.27%	<i>Martin's Location</i>	
Newton	29.50%	Stewartstown	26.74%	Gilmanton	24.34%	Hillsborough	21.96%	Orford	18.27%	<i>Millsfield</i>	
Peterborough	29.49%	Stratford	26.74%	Hopkinton	24.31%	Washington	21.96%	Piermont	18.27%	<i>Odell</i>	
Sharon	29.49%	Lebanon	26.68%	Andover	24.30%	Windsor	21.96%	Center Harbor	17.65%	<i>Pinkham's Grant</i>	
Keene	29.48%	Plainfield	26.68%	Salisbury	24.30%	Grantham	21.86%	Lincoln	17.45%	<i>Sargent's Purchase</i>	
Roxbury	29.48%	Walpole	26.63%	East Kingston	24.28%	Dublin	21.86%	Waterville Valley	17.45%	<i>Second College Grant</i>	
Sullivan	29.48%	Chichester	26.21%	South Hampton	24.28%	Marlborough	21.86%			<i>Success</i>	
Surry	29.48%	Pittsfield	26.21%	Alton	24.27%	Troy	21.86%			<i>Thompson and Meserves</i>	
Milton	29.22%	Hampton Falls	26.21%	Belmont	24.10%	Dunbarton	21.76%			<i>Purchase</i>	
Allenstown	29.13%	Greenland	26.10%	Auburn	24.04%	Weare	21.76%			<i>Wentworth's Location</i>	
Pembroke	29.13%	Newington	26.10%	Littleton	24.03%	Clarksville	21.75%				
Warren	28.98%	Newfields	26.00%	Campton	23.89%	Pittsburg	21.75%				
Wentworth	28.98%	Stratham	26.00%	Ellsworth	23.89%	Lyndeborough	21.63%				
Dalton	28.91%	Rye	25.90%	Acworth	23.73%	Mont Vernon	21.63%				
Whitefield	28.91%	Brookfield	25.90%	Alstead	23.73%	Thornton	21.59%				
Hooksett	28.90%	Benton	25.87%	Gilsum	23.73%	Woodstock	21.59%				

Questions ? Beth.Dugan@umb.edu