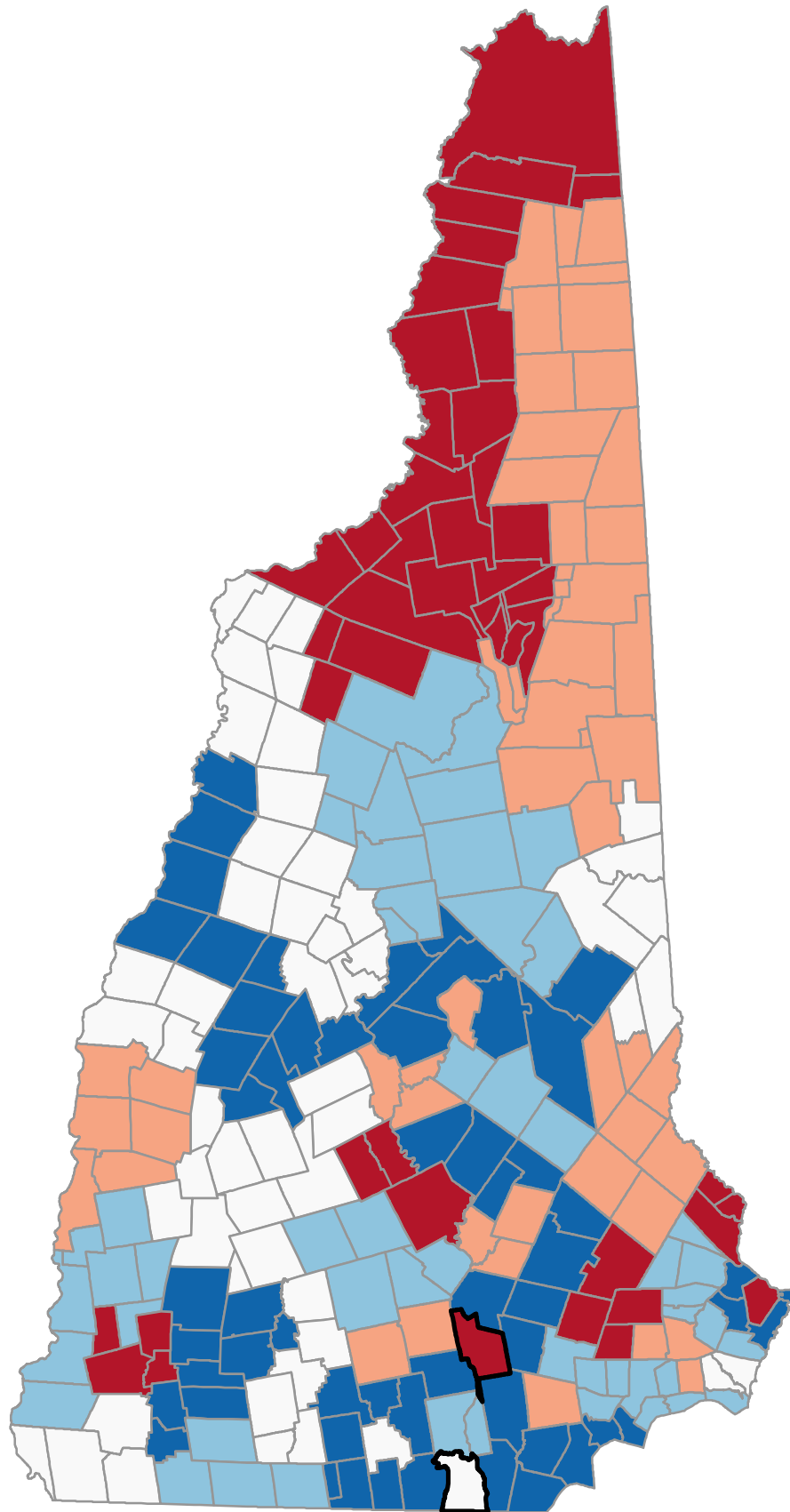
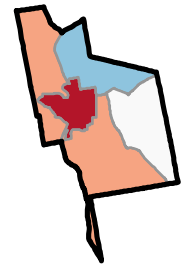


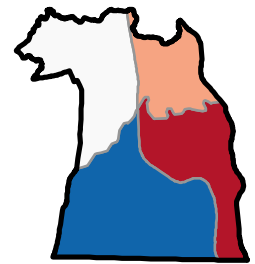
Percentage of Medicare Beneficiaries Age 65+ Years with Post-Traumatic Stress Disorder



Neighborhood values in NH cities



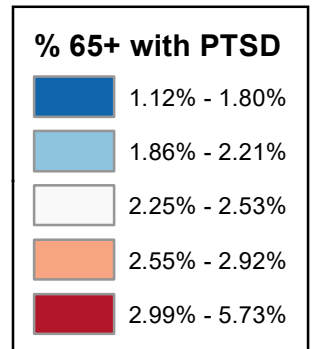
Manchester



Nashua

State Average: 2.34%

Source: CMS, 2020-2021



Percentage of Medicare Beneficiaries Age 65+ Years with Post-Traumatic Stress Disorder

Acworth	2.13%	Dalton	3.00%	Haverhill	2.45%	Nelson	1.63%	South Hampton	2.05%	Manchester	
Albany	2.68%	Danbury	1.12%	Hebron	2.53%	New Boston	2.65%	Springfield	1.52%	Central Manchester	5.73%
Alexandria	2.53%	Danville	2.20%	Henniker	2.08%	New Castle	1.42%	Stark	4.21%	Manchester: West	2.91%
Allenstown	2.74%	Deerfield	1.35%	Hill	1.12%	New Durham	2.64%	Stewartstown	4.21%	Manchester: South	2.57%
Alstead	2.13%	Deering	2.26%	Hillsborough	2.26%	New Hampton	1.12%	Stoddard	1.63%	Manchester: North	1.98%
Alton	1.45%	Derry	2.76%	Hinsdale	2.41%	New Ipswich	1.88%	Stratford	2.64%	Manchester: East	2.45%
Amherst	1.38%	Dorchester	2.53%	Holderness	2.09%	New London	1.52%	Stratford	4.21%		
Andover	2.26%	Dover	3.35%	Hollis	1.68%	Newbury	2.50%	Stratham	2.21%	Nashua	
Antrim	1.63%	Dublin	1.63%	Hooksett	1.35%	Newfields	2.21%	Sugar Hill	3.20%	Nashua: Zip 03060	3.08%
Ashland	2.09%	Dummer	2.92%	Hopkinton	2.08%	Newington	1.42%	Sullivan	2.99%	Nashua: Zip 03062	1.35%
Atkinson	1.59%	Dunbarton	2.08%	Hudson	1.62%	Newmarket	2.21%	Sunapee	2.50%	Nashua: Zip 03063	2.47%
Auburn	1.35%	Durham	2.09%	Jackson	2.68%	Newport	2.73%	Surry	2.99%	Nashua: Zip 03064	2.69%
Barnstead	2.21%	East Kingston	2.05%	Jaffrey	1.88%	Newton	2.05%	Sutton	2.50%		
Barrington	2.64%	Easton	3.20%	Jefferson	3.00%	North Hampton	2.21%	Swanzey	2.41%		
Bartlett	2.68%	Eaton	2.25%	Keene	2.99%	Northfield	2.57%	Tamworth	1.86%		
Bath	2.45%	Effingham	2.25%	Kensington	2.55%	Northumberland	4.21%	Temple	2.44%	Unincorporated Places	
Bedford	1.44%	Ellsworth	2.09%	Kingston	2.05%	Northwood	1.46%	Thornton	2.09%	<i>Atkinson and Gilmanton</i>	
Belmont	2.21%	Enfield	2.48%	Laconia	2.76%	Nottingham	3.15%	Tilton	2.57%	<i>Academy Grant</i>	
Bennington	1.63%	Epping	3.15%	Lancaster	3.00%	Orange	1.80%	Troy	1.63%	<i>Bean's Grant</i>	
Benton	2.45%	Epsom	2.74%	Landaff	2.45%	Orford	1.80%	Tuftonboro	1.86%	<i>Bean's Purchase</i>	
Berlin	2.92%	Errol	2.92%	Langdon	2.13%	Ossipee	2.25%	Unity	2.73%	<i>Cambridge</i>	
Bethlehem	3.20%	Exeter	2.55%	Lebanon	2.48%	Pelham	1.46%	Wakefield	2.25%	<i>Chandler's Purchase</i>	
Boscawen	3.89%	Farmington	2.64%	Lee	2.09%	Pembroke	2.74%	Walpole	2.13%	<i>Crawford's Purchase</i>	
Bow	2.08%	Fitzwilliam	1.88%	Lempster	2.50%	Peterborough	2.44%	Warner	2.26%	<i>Cutt's Grant</i>	
Bradford	2.26%	Francestown	2.44%	Lincoln	2.09%	Piermont	1.80%	Warren	2.53%	<i>Dix's Grant</i>	
Brentwood	2.55%	Franconia	3.20%	Lisbon	2.45%	Pittsburg	4.21%	Washington	2.26%	<i>Dixville</i>	
Bridgewater	2.53%	Franklin	2.57%	Litchfield	1.90%	Pittsfield	1.46%	Waterville Valley	2.09%	<i>Erving's Location</i>	
Bristol	2.53%	Freedom	2.25%	Littleton	3.20%	Plainfield	2.48%	Weare	2.08%	<i>Green's Grant</i>	
Brookfield	2.25%	Fremont	3.15%	Londonderry	1.52%	Plaislow	1.59%	Webster	3.89%	<i>Hadley's Purchase</i>	
Brookline	1.68%	Gilford	1.45%	Loudon	1.46%	Plymouth	2.53%	Wentworth	2.53%	<i>Kilkenny</i>	
Campton	2.09%	Gilmanton	2.21%	Lyman	2.45%	Portsmouth	3.23%	Westmoreland	2.13%	<i>Livermore</i>	
Canaan	1.80%	Gilsun	2.13%	Lyme	1.80%	Randolph	3.00%	Whitefield	3.00%	<i>Low and Burbank's Grant</i>	
Candia	1.35%	Goffstown	2.65%	Lyndeborough	1.38%	Raymond	3.15%	Wilmot	1.52%	<i>Martin's Location</i>	
Canterbury	1.46%	Gorham	2.92%	Madbury	2.09%	Richmond	2.41%	Wilton	1.38%	<i>Millsfield</i>	
Carroll	3.00%	Goshen	2.50%	Madison	2.68%	Rindge	1.88%	Winchester	2.41%	<i>Odell</i>	
Center Harbor	1.12%	Grafton	1.80%	Manchester	3.05%	Rochester	2.91%	Windham	1.52%	<i>Pinkham's Grant</i>	
Charlestown	2.73%	Grantham	2.48%	Marlborough	1.63%	Rollinsford	3.43%	Windsor	2.26%	<i>Sargent's Purchase</i>	
Chatham	2.68%	Greenfield	2.44%	Marlow	2.13%	Roxbury	2.99%	Wolfeboro	1.27%	<i>Second College Grant</i>	
Chester	2.20%	Greenland	1.42%	Mason	1.68%	Rumney	2.53%	Woodstock	2.09%	<i>Success</i>	
Chesterfield	2.13%	Greenville	1.68%	Meredith	1.12%	Rye	1.42%			<i>Thompson and Meserves</i>	
Chichester	1.46%	Groton	2.53%	Merrimack	1.90%	Salem	1.28%			<i>Purchase</i>	
Claremont	2.73%	Hale's Location	2.68%	Middleton	2.64%	Salisbury	2.26%			<i>Wentworth's Location</i>	
Clarksville	4.21%	Hampstead	2.20%	Milan	2.92%	Sanbornton	1.12%				
Colebrook	4.21%	Hampton	2.33%	Milford	2.47%	Sandown	2.20%				
Columbia	4.21%	Hampton Falls	2.33%	Milton	2.64%	Sandwich	1.86%				
Concord	3.89%	Hancock	1.63%	Monroe	2.45%	Seabrook	2.05%				
Conway	2.68%	Hanover	1.80%	Mont Vernon	1.38%	Sharon	2.44%				
Cornish	2.73%	Harrisville	1.63%	Moultonborough	1.86%	Shelburne	2.92%				
Croydon	2.73%	Hart's Location	2.68%	Nashua	2.27%	Somersworth	3.43%				

Percentage of Medicare Beneficiaries Age 65+ Years with Post-Traumatic Stress Disorder (Ranked)

Clarksville	4.21%	Cornish	2.73%	Landaff	2.45%	Ashland	2.09%	Stoddard	1.63%	Manchester	
Colebrook	4.21%	Croydon	2.73%	Lisbon	2.45%	Campton	2.09%	Troy	1.63%	Central Manchester	5.73%
Columbia	4.21%	Newport	2.73%	Lyman	2.45%	Ellsworth	2.09%	Hudson	1.62%	Manchester: West	2.91%
Northumberland	4.21%	Unity	2.73%	Monroe	2.45%	Holderness	2.09%	Atkinson	1.59%	Manchester: South	2.57%
Pittsburg	4.21%	Albany	2.68%	Francestown	2.44%	Lincoln	2.09%	Plaistow	1.59%	Manchester: East	2.45%
Stark	4.21%	Bartlett	2.68%	Greenfield	2.44%	Thornton	2.09%	New London	1.52%	Manchester: North	1.98%
Stewartstown	4.21%	Chatham	2.68%	Peterborough	2.44%	Waterville Valley	2.09%	Springfield	1.52%		
Stratford	4.21%	Conway	2.68%	Sharon	2.44%	Woodstock	2.09%	Wilmot	1.52%	Nashua	
Boscawen	3.89%	Hale's Location	2.68%	Temple	2.44%	Durham	2.09%	Londonderry	1.52%	Nashua: Zip 03060	3.08%
Concord	3.89%	Hart's Location	2.68%	Hinsdale	2.41%	Lee	2.09%	Windham	1.52%	Nashua: Zip 03064	2.69%
Webster	3.89%	Jackson	2.68%	Richmond	2.41%	Madbury	2.09%	Canterbury	1.46%	Nashua: Zip 03063	2.47%
Rollinsford	3.43%	Madison	2.68%	Swanzy	2.41%	Bow	2.08%	Chichester	1.46%	Nashua: Zip 03062	1.35%
Somersworth	3.43%	Goffstown	2.65%	Winchester	2.41%	Dunbarton	2.08%	Loudon	1.46%		
Dover	3.35%	New Boston	2.65%	Hampton	2.33%	Henniker	2.08%	Northwood	1.46%		
Portsmouth	3.23%	Barrington	2.64%	Hampton Falls	2.33%	Hopkinton	2.08%	Pittsfield	1.46%		
Bethlehem	3.20%	Farmington	2.64%	Nashua	2.27%	Weare	2.08%	Pelham	1.46%		
Easton	3.20%	Middleton	2.64%	Andover	2.26%	East Kingston	2.05%	Alton	1.45%	Unincorporated Places	
Franconia	3.20%	Milton	2.64%	Bradford	2.26%	Kingston	2.05%	Gilford	1.45%	<i>Atkinson and Gilmanton</i>	
Littleton	3.20%	New Durham	2.64%	Deering	2.26%	Newton	2.05%	Bedford	1.44%	<i>Academy Grant</i>	
Sugar Hill	3.20%	Strafford	2.64%	Hillsborough	2.26%	Seabrook	2.05%	Greenland	1.42%	<i>Bean's Grant</i>	
Epping	3.15%	Franklin	2.57%	Salisbury	2.26%	South Hampton	2.05%	New Castle	1.42%	<i>Bean's Purchase</i>	
Fremont	3.15%	Northfield	2.57%	Warner	2.26%	Litchfield	1.90%	Newington	1.42%	<i>Cambridge</i>	
Nottingham	3.15%	Tilton	2.57%	Washington	2.26%	Merrimack	1.90%	Wolfeboro	1.42%	<i>Chandler's Purchase</i>	
Raymond	3.15%	Brentwood	2.55%	Windsor	2.26%	Fitzwilliam	1.88%	Amherst	1.38%	<i>Crawford's Purchase</i>	
Manchester	3.05%	Exeter	2.55%	Brookfield	2.25%	Jaffrey	1.88%	Lyndeborough	1.38%	<i>Cutt's Grant</i>	
Carroll	3.00%	Kensington	2.55%	Eaton	2.25%	New Ipswich	1.88%	Mont Vernon	1.38%	<i>Dix's Grant</i>	
Dalton	3.00%	Alexandria	2.53%	Effingham	2.25%	Rindge	1.88%	Wilton	1.38%	<i>Dixville</i>	
Jefferson	3.00%	Bridgewater	2.53%	Freedom	2.25%	Moultonborough	1.86%	Auburn	1.35%	<i>Erving's Location</i>	
Lancaster	3.00%	Bristol	2.53%	Ossipee	2.25%	Sandwich	1.86%	Candia	1.35%	<i>Green's Grant</i>	
Randolph	3.00%	Dorchester	2.53%	Wakefield	2.25%	Tamworth	1.86%	Deerfield	1.35%	<i>Hadley's Purchase</i>	
Whitefield	3.00%	Groton	2.53%	Newfields	2.21%	Tuftonboro	1.86%	Hooksett	1.35%	<i>Kilkenny</i>	
Keene	2.99%	Hebron	2.53%	Newmarket	2.21%	Canaan	1.80%	Salem	1.28%	<i>Livermore</i>	
Roxbury	2.99%	Plymouth	2.53%	North Hampton	2.21%	Grafton	1.80%	Wolfeboro	1.27%	<i>Low and Burbank's Grant</i>	
Sullivan	2.99%	Rumney	2.53%	Stratham	2.21%	Hanover	1.80%	Center Harbor	1.12%	<i>Martin's Location</i>	
Surry	2.99%	Warren	2.53%	Barnstead	2.21%	Lyme	1.80%	Danbury	1.12%	<i>Millsfield</i>	
Berlin	2.92%	Wentworth	2.53%	Belmont	2.21%	Orange	1.80%	Hill	1.12%	<i>Odell</i>	
Dummer	2.92%	Goshen	2.50%	Gilmanton	2.21%	Orford	1.80%	Meredith	1.12%	<i>Pinkham's Grant</i>	
Errol	2.92%	Lempster	2.50%	Chester	2.20%	Piermont	1.80%	New Hampton	1.12%	<i>Sargent's Purchase</i>	
Gorham	2.92%	Newbury	2.50%	Danville	2.20%	Brookline	1.68%	Sanbornton	1.12%	<i>Second College Grant</i>	
Milan	2.92%	Sunapee	2.50%	Hampstead	2.20%	Greenville	1.68%			<i>Success</i>	
Shelburne	2.92%	Sutton	2.50%	Sandown	2.20%	Hollis	1.68%			<i>Thompson and Meserves</i>	
Rochester	2.91%	Enfield	2.48%	Acworth	2.13%	Mason	1.68%			<i>Purchase</i>	
Derry	2.76%	Grantham	2.48%	Alstead	2.13%	Antrim	1.63%			<i>Wentworth's Location</i>	
Laconia	2.76%	Lebanon	2.48%	Chesterfield	2.13%	Bennington	1.63%				
Allenstown	2.74%	Plainfield	2.48%	Gilsum	2.13%	Dublin	1.63%				
Epsom	2.74%	Milford	2.47%	Langdon	2.13%	Hancock	1.63%				
Pembroke	2.74%	Bath	2.45%	Marlow	2.13%	Harrisville	1.63%				
Charlestown	2.73%	Benton	2.45%	Walpole	2.13%	Marlborough	1.63%				
Claremont	2.73%	Haverhill	2.45%	Westmoreland	2.13%	Nelson	1.63%				

Questions ? Beth.Dugan@umb.edu