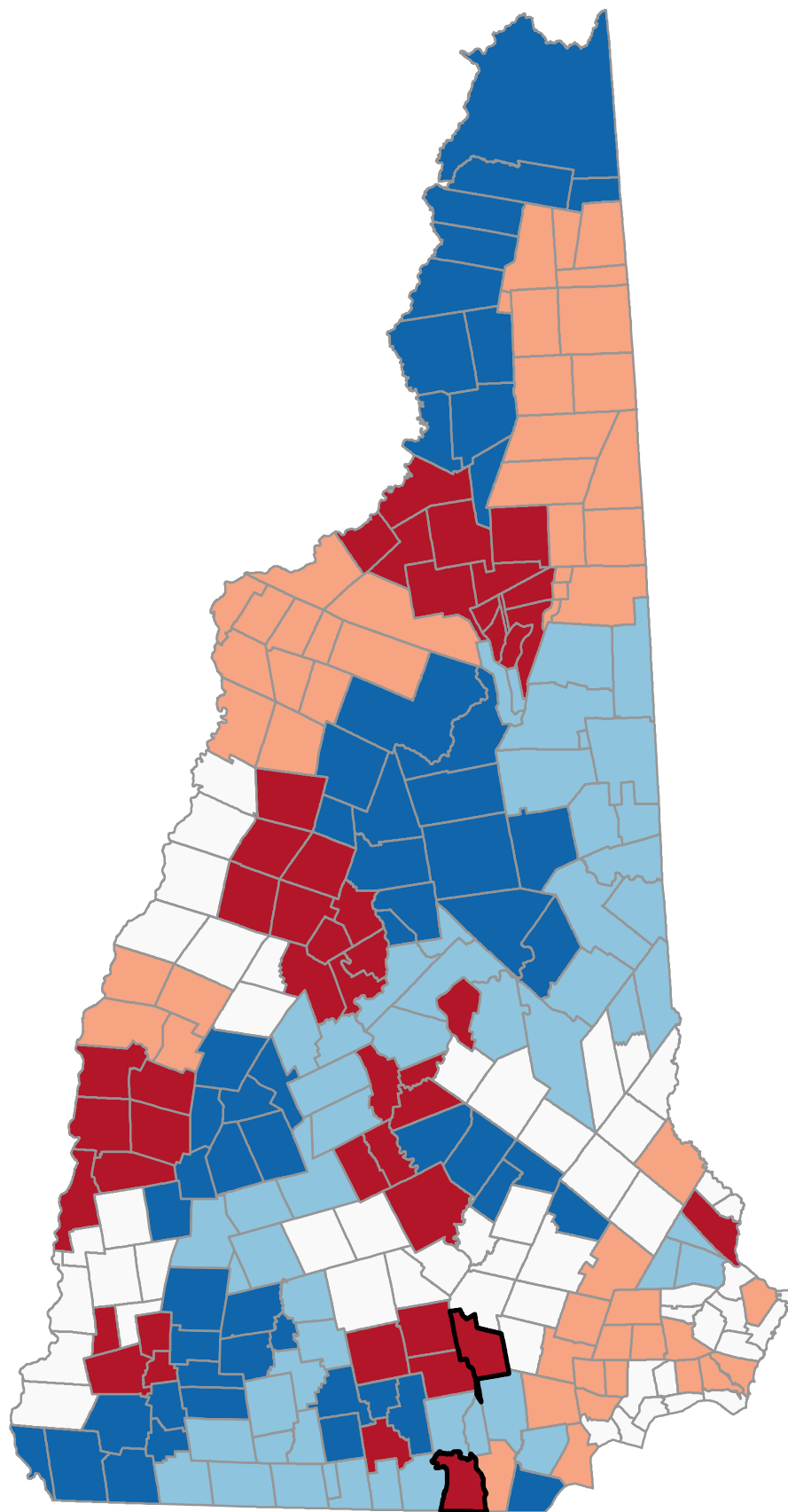
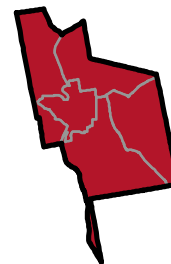


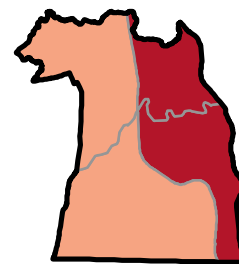
Percentage of Medicare Beneficiaries Age 65+ Years with Schizophrenia or Other Psychotic Disorders



Neighborhood values
in NH cities



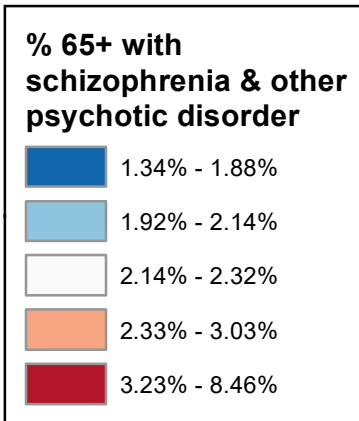
Manchester



Nashua

State Average: 2.79%

Source: CMS, 2020-2021



Percentage of Medicare Beneficiaries Age 65+ Years with Schizophrenia or Other Psychotic Disorders

Acworth	2.19%	Dalton	5.62%	Haverhill	3.03%	Nelson	1.70%	South Hampton	2.20%	Manchester	
Albany	2.14%	Danbury	1.93%	Hebron	3.24%	New Boston	3.87%	Springfield	1.70%	Central Manchester	8.46%
Alexandria	3.24%	Danville	2.60%	Henniker	2.16%	New Castle	2.21%	Stark	1.51%	Manchester: West	4.07%
Allenstown	2.22%	Deerfield	2.15%	Hill	1.93%	New Durham	2.32%	Stewartstown	1.51%	Manchester: South	3.37%
Alstead	2.19%	Deering	2.10%	Hillsborough	2.10%	New Hampton	1.93%	Stoddard	1.70%	Manchester: North	3.16%
Alton	1.92%	Derry	2.75%	Hinsdale	1.88%	New Ipswich	1.93%	Stratford	2.32%	Manchester: East	3.73%
Amherst	1.73%	Dorchester	3.24%	Holderness	1.53%	New London	1.70%	Stratford	1.51%		
Andover	2.10%	Dover	3.35%	Hollis	2.01%	Newbury	1.46%	Stratham	2.14%	Nashua	
Antrim	1.70%	Dublin	1.70%	Hooksett	2.15%	Newfields	2.14%	Sugar Hill	2.56%	Nashua: Zip 03060	5.19%
Ashland	1.53%	Dummer	2.82%	Hopkinton	2.16%	Newington	2.21%	Sullivan	3.26%	Nashua: Zip 03062	2.38%
Atkinson	2.26%	Dunbarton	2.16%	Hudson	2.52%	Newmarket	2.14%	Sunapee	1.46%	Nashua: Zip 03063	2.52%
Auburn	2.15%	Durham	2.00%	Jackson	2.14%	Newport	3.23%	Surry	3.26%	Nashua: Zip 03064	4.44%
Barnstead	2.21%	East Kingston	2.20%	Jaffrey	1.93%	Newton	2.20%	Sutton	1.46%		
Barrington	2.32%	Easton	2.56%	Jefferson	5.62%	North Hampton	2.14%	Swanzy	1.88%		
Bartlett	2.14%	Eaton	2.06%	Keene	3.26%	Northfield	4.21%	Tamworth	1.34%		
Bath	3.03%	Effingham	2.06%	Kensington	3.00%	Northumberland	1.51%	Temple	2.00%	Unincorporated Places	
Bedford	3.61%	Ellsworth	1.53%	Kingston	2.20%	Northwood	1.47%	Thornton	1.53%	<i>Atkinson and Gilmanton</i>	
Belmont	2.21%	Enfield	2.33%	Laconia	3.32%	Nottingham	2.47%	Tilton	4.21%	<i>Academy Grant</i>	
Bennington	1.70%	Epping	2.47%	Lancaster	5.62%	Orange	2.19%	Troy	1.70%	<i>Bean's Grant</i>	
Benton	3.03%	Epsom	2.22%	Landaff	3.03%	Orford	2.19%	Tuftonboro	1.34%	<i>Bean's Purchase</i>	
Berlin	2.82%	Errol	2.82%	Langdon	2.19%	Ossipee	2.06%	Unity	3.23%	<i>Cambridge</i>	
Bethlehem	2.56%	Exeter	3.00%	Lebanon	2.33%	Pelham	1.85%	Wakefield	2.06%	<i>Chandler's Purchase</i>	
Boscawen	7.30%	Farmington	2.32%	Lee	2.00%	Pembroke	2.22%	Walpole	2.19%	<i>Crawford's Purchase</i>	
Bow	2.16%	Fitzwilliam	1.93%	Lempster	1.46%	Peterborough	2.00%	Warner	2.10%	<i>Cutt's Grant</i>	
Bradford	2.10%	Francestown	2.00%	Lincoln	1.53%	Piermont	2.19%	Warren	3.24%	<i>Dix's Grant</i>	
Brentwood	3.00%	Franconia	2.56%	Lisbon	3.03%	Pittsburg	1.51%	Washington	2.10%	<i>Dixville</i>	
Bridgewater	3.24%	Franklin	4.21%	Litchfield	1.94%	Pittsfield	1.47%	Waterville Valley	1.53%	<i>Erving's Location</i>	
Bristol	3.24%	Freedom	2.06%	Littleton	2.56%	Plainfield	2.33%	Weare	2.16%	<i>Green's Grant</i>	
Brookfield	2.06%	Fremont	2.47%	Londonderry	2.13%	Plaistow	2.26%	Webster	7.30%	<i>Hadley's Purchase</i>	
Brookline	2.01%	Gilford	1.92%	Loudon	1.47%	Plymouth	3.24%	Wentworth	3.24%	<i>Kilkenny</i>	
Campton	1.53%	Gilmanton	2.21%	Lyman	3.03%	Portsmouth	2.70%	Westmoreland	2.19%	<i>Livermore</i>	
Canaan	2.19%	Gilsun	2.19%	Lyme	2.19%	Randolph	5.62%	Whitefield	5.62%	<i>Low and Burbank's Grant</i>	
Candia	2.15%	Goffstown	3.87%	Lyndeborough	1.73%	Raymond	2.47%	Wilmot	1.70%	<i>Martin's Location</i>	
Canterbury	1.47%	Gorham	2.82%	Madbury	2.00%	Richmond	1.88%	Wilton	1.73%	<i>Millsfield</i>	
Carroll	5.62%	Goshen	1.46%	Madison	2.14%	Rindge	1.93%	Winchester	1.88%	<i>Odell</i>	
Center Harbor	1.93%	Grafton	2.19%	Manchester	4.40%	Rochester	2.76%	Windham	2.13%	<i>Pinkham's Grant</i>	
Charlestown	3.23%	Grantham	2.33%	Marlborough	1.70%	Rollinsford	2.27%	Windsor	2.10%	<i>Sargent's Purchase</i>	
Chatham	2.14%	Greenfield	2.00%	Marlow	2.19%	Roxbury	3.26%	Wolfeboro	1.95%	<i>Second College Grant</i>	
Chester	2.60%	Greenland	2.21%	Mason	2.01%	Rumney	3.24%	Woodstock	1.53%	<i>Success</i>	
Chesterfield	2.19%	Greenville	2.01%	Meredith	1.93%	Rye	2.21%			<i>Thompson and Meserves</i>	
Chichester	1.47%	Groton	3.24%	Merrimack	1.94%	Salem	2.67%			<i>Purchase</i>	
Claremont	3.23%	Hale's Location	2.14%	Middleton	2.32%	Salisbury	2.10%			<i>Wentworth's Location</i>	
Clarksville	1.51%	Hampstead	2.60%	Milan	2.82%	Sanbornton	1.93%				
Colebrook	1.51%	Hampton	2.34%	Milford	4.32%	Sandown	2.60%				
Columbia	1.51%	Hampton Falls	2.34%	Milton	2.32%	Sandwich	1.34%				
Concord	7.30%	Hancock	1.70%	Monroe	3.03%	Seabrook	2.20%				
Conway	2.14%	Hanover	2.19%	Mont Vernon	1.73%	Sharon	2.00%				
Cornish	3.23%	Harrisville	1.70%	Moultonborough	1.34%	Shelburne	2.82%				
Croydon	3.23%	Hart's Location	2.14%	Nashua	3.51%	Somersworth	2.27%				



Point32Health
Foundation

In partnership with
Harvard Pilgrim
Health Care
a Point32Health company

Percentage of Medicare Beneficiaries Age 65+ Years with Schizophrenia or Other Psychotic Disorders (Ranked)

Boscawen	7.30%	Kensington	3.00%	Belmont	2.21%	Salisbury	2.10%	Antrim	1.70%	Manchester	
Concord	7.30%	Berlin	2.82%	Gilmanton	2.21%	Warner	2.10%	Bennington	1.70%	Central Manchester	8.46%
Webster	7.30%	Dummer	2.82%	East Kingston	2.20%	Washington	2.10%	Dublin	1.70%	Manchester: West	4.07%
Carroll	5.62%	Errol	2.82%	Kingston	2.20%	Windsor	2.10%	Hancock	1.70%	Manchester: East	3.73%
Dalton	5.62%	Gorham	2.82%	Newton	2.20%	Brookfield	2.06%	Harrisville	1.70%	Manchester: South	3.37%
Jefferson	5.62%	Milan	2.82%	Seabrook	2.20%	Eaton	2.06%	Marlborough	1.70%	Manchester: North	3.16%
Lancaster	5.62%	Shelburne	2.82%	South Hampton	2.20%	Effingham	2.06%	Nelson	1.70%		
Randolph	5.62%	Rochester	2.76%	Canaan	2.19%	Freedom	2.06%	Stoddard	1.70%	Nashua	
Whitefield	5.62%	Derry	2.75%	Grafton	2.19%	Ossipee	2.06%	Troy	1.70%	Nashua: Zip 03060	5.19%
Manchester	4.40%	Portsmouth	2.70%	Hanover	2.19%	Wakefield	2.06%	Ashland	1.53%	Nashua: Zip 03064	4.44%
Milford	4.32%	Salem	2.67%	Lyme	2.19%	Brookline	2.01%	Campton	1.53%	Nashua: Zip 03063	2.52%
Franklin	4.21%	Chester	2.60%	Orange	2.19%	Greenville	2.01%	Ellsworth	1.53%	Nashua: Zip 03062	2.38%
Northfield	4.21%	Danville	2.60%	Orford	2.19%	Hollis	2.01%	Holderness	1.53%		
Tilton	4.21%	Hampstead	2.60%	Piermont	2.19%	Mason	2.01%	Lincoln	1.53%		
Goffstown	3.87%	Sandown	2.60%	Acworth	2.19%	Durham	2.00%	Thornton	1.53%		
New Boston	3.87%	Bethlehem	2.56%	Alstead	2.19%	Lee	2.00%	Waterville Valley	1.53%		
Bedford	3.61%	Easton	2.56%	Chesterfield	2.19%	Madbury	2.00%	Woodstock	1.53%	Unincorporated Places	
Nashua	3.51%	Franconia	2.56%	Gilsum	2.19%	Francestown	2.00%	Clarksville	1.51%	<i>Atkinson and Gilmanton</i>	
Dover	3.35%	Littleton	2.56%	Langdon	2.19%	Greenfield	2.00%	Colebrook	1.51%	<i>Academy Grant</i>	
Laconia	3.32%	Sugar Hill	2.56%	Marlow	2.19%	Peterborough	2.00%	Columbia	1.51%	<i>Bean's Grant</i>	
Keene	3.26%	Hudson	2.52%	Walpole	2.19%	Sharon	2.00%	Northumberland	1.51%	<i>Bean's Purchase</i>	
Roxbury	3.26%	Epping	2.47%	Westmoreland	2.19%	Temple	2.00%	Pittsburg	1.51%	<i>Cambridge</i>	
Sullivan	3.26%	Fremont	2.47%	Bow	2.16%	Wolfeboro	1.95%	Newbury	1.51%	<i>Chandler's Purchase</i>	
Surry	3.26%	Nottingham	2.47%	Dunbarton	2.16%	Litchfield	1.94%	Stewartstown	1.51%	<i>Crawford's Purchase</i>	
Alexandria	3.24%	Raymond	2.47%	Henniker	2.16%	Merrimack	1.94%	Stratford	1.51%	<i>Cutt's Grant</i>	
Bridgewater	3.24%	Hampton	2.34%	Hopkinton	2.16%	Fitzwilliam	1.93%	Canterbury	1.47%	<i>Dix's Grant</i>	
Bristol	3.24%	Hampton Falls	2.34%	Weare	2.16%	Jaffrey	1.93%	Chichester	1.47%	<i>Dixville</i>	
Dorchester	3.24%	Enfield	2.33%	Auburn	2.15%	New Ipswich	1.93%	Loudon	1.47%	<i>Erving's Location</i>	
Groton	3.24%	Grantham	2.33%	Candia	2.15%	Rindge	1.93%	Northwood	1.47%	<i>Green's Grant</i>	
Hebron	3.24%	Lebanon	2.33%	Deerfield	2.15%	Center Harbor	1.93%	Pittsfield	1.47%	<i>Hadley's Purchase</i>	
Plymouth	3.24%	Plainfield	2.33%	Hooksett	2.15%	Danbury	1.93%	Goshen	1.46%	<i>Kilkenny</i>	
Rumney	3.24%	Barrington	2.32%	Newfields	2.14%	Hill	1.93%	Lempster	1.46%	<i>Livermore</i>	
Warren	3.24%	Farmington	2.32%	Newmarket	2.14%	Meredith	1.93%	Newbury	1.46%	<i>Low and Burbank's Grant</i>	
Wentworth	3.24%	Middleton	2.32%	North Hampton	2.14%	New Hampton	1.93%	Sunapee	1.46%	<i>Martin's Location</i>	
Charlestown	3.23%	Milton	2.32%	Stratham	2.14%	Sanbornton	1.93%	Sutton	1.46%	<i>Millsfield</i>	
Claremont	3.23%	New Durham	2.32%	Albany	2.14%	Alton	1.92%	Moultonborough	1.34%	<i>Odell</i>	
Cornish	3.23%	Strafford	2.32%	Bartlett	2.14%	Gilford	1.92%	Sandwich	1.34%	<i>Pinkham's Grant</i>	
Croydon	3.23%	Rollinsford	2.27%	Chatham	2.14%	Hinsdale	1.88%	Tamworth	1.34%	<i>Sargent's Purchase</i>	
Newport	3.23%	Somersworth	2.27%	Conway	2.14%	Richmond	1.88%	Tuftonboro	1.34%	<i>Second College Grant</i>	
Unity	3.23%	Atkinson	2.26%	Hale's Location	2.14%	Swanzey	1.88%			<i>Success</i>	
Bath	3.03%	Plaistow	2.26%	Hart's Location	2.14%	Winchester	1.88%			<i>Thompson and Meserves</i>	
Benton	3.03%	Allenstown	2.22%	Jackson	2.14%	Pelham	1.85%			<i>Purchase</i>	
Haverhill	3.03%	Epsom	2.22%	Madison	2.14%	Amherst	1.73%			<i>Wentworth's Location</i>	
Landaff	3.03%	Pembroke	2.22%	Londonderry	2.13%	Lyndeborough	1.73%				
Lisbon	3.03%	Greenland	2.21%	Windham	2.13%	Mont Vernon	1.73%				
Lyman	3.03%	New Castle	2.21%	Andover	2.10%	Wilton	1.73%				
Monroe	3.03%	Newington	2.21%	Bradford	2.10%	New London	1.70%				
Brentwood	3.00%	Rye	2.21%	Deering	2.10%	Springfield	1.70%				
Exeter	3.00%	Barnstead	2.21%	Hillsborough	2.10%	Wilmot	1.70%				

Questions ? Beth.Dugan@umb.edu