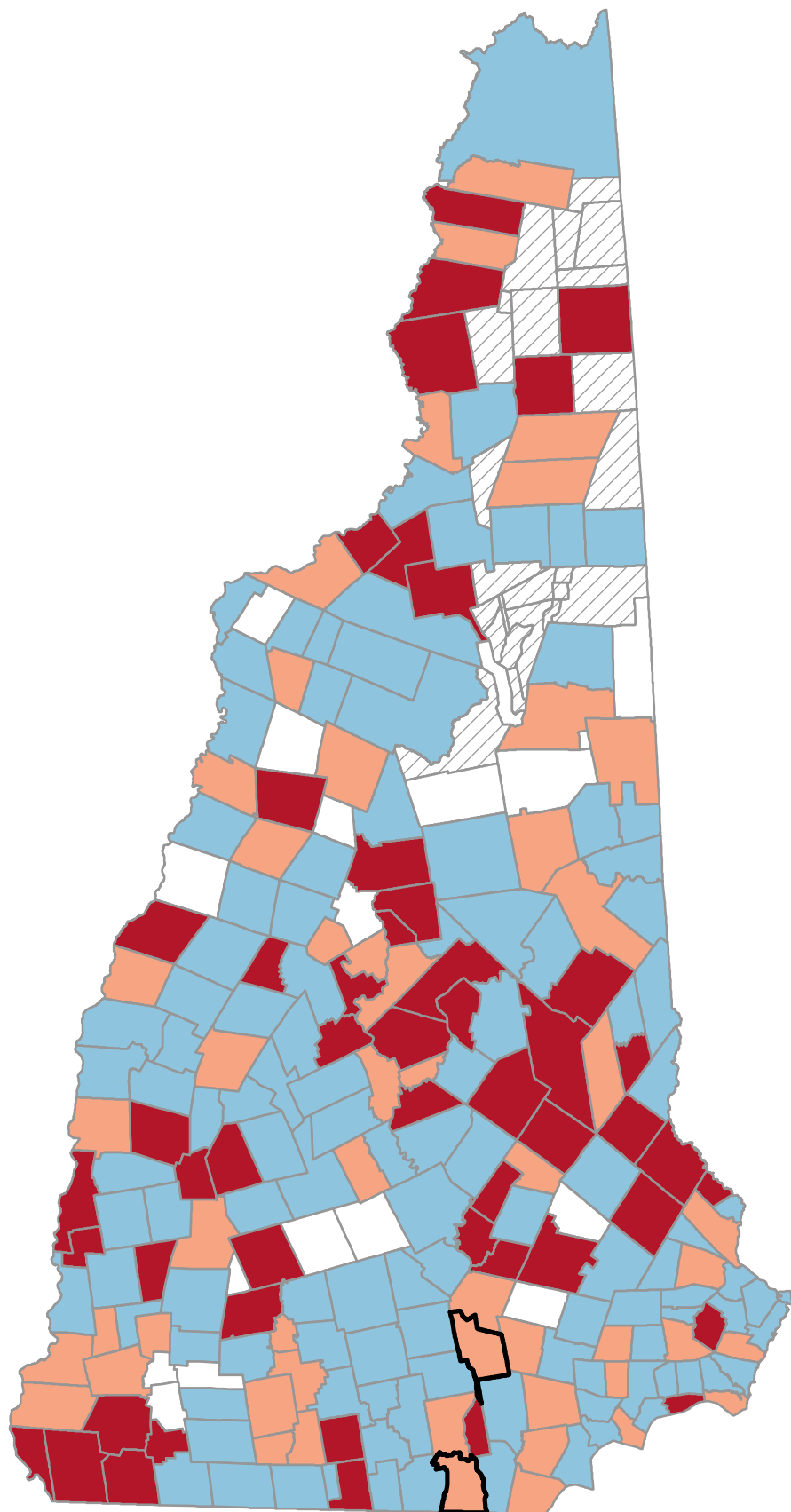
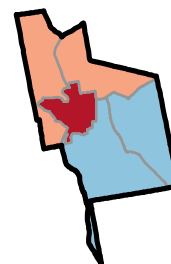


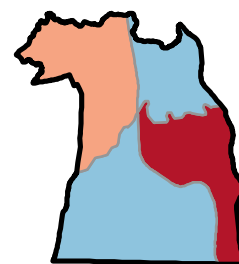
## Percentage of Population Age 65+ Years with Self-Reported Vision Difficulty



Neighborhood values in NH cities



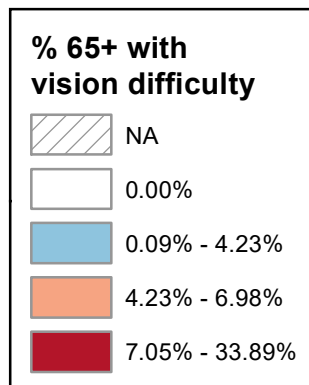
Manchester



Nashua

**State Average: 4.80%**

Source: ACS, 2018-2022



## Percentage of Population Age 65+ Years with Self-Reported Vision Difficulty

Acworth	1.10%	Dalton	10.46%	Haverhill	3.03%	Nelson	2.55%	South Hampton	16.67%	<b>Manchester</b>	
Albany	0%	Danbury	3.16%	Hebron	5.97%	New Boston	3.68%	Springfield	6.02%	Central Manchester	9.95%
Alexandria	2.89%	Danville	5.33%	Henniker	0%	New Castle	2.75%	Stark	4.23%	Manchester: West	5.03%
Allenstown	8.35%	Deerfield	8.64%	Hill	14.63%	New Durham	6.98%	Stewartstown	10.32%	Manchester: South	3.32%
Alstead	1.43%	Deering	0.83%	Hillsborough	12.74%	New Hampton	4.37%	Stoddard	2.13%	Manchester: North	4.27%
Alton	8.58%	Derry	6.67%	Hinsdale	18.24%	New Ipswich	3.62%	Strafford	2.00%	Manchester: East	3.45%
Amherst	1.19%	Dorchester	0.58%	Holderness	7.10%	New London	3.33%	Stratford	7.21%		
Andover	1.18%	Dover	4.27%	Hollis	3.69%	Newbury	7.05%	Stratham	8.05%	<b>Nashua</b>	
Antrim	7.43%	Dublin	0.45%	Hooksett	5.15%	Newfields	1.74%	Sugar Hill	2.08%	Nashua: Zip 03060	7.76%
Ashland	7.95%	Dummer	8.70%	Hopkinton	0%	Newington	1.47%	Sullivan	6.98%	Nashua: Zip 03062	4.15%
Atkinson	1.86%	Dunbarton	0.80%	Hudson	2.98%	Newmarket	2.31%	Sunapee	0.56%	Nashua: Zip 03063	4.99%
Auburn	5.39%	Durham	4.58%	Jackson	2.89%	Newport	9.70%	Surry	5.76%	Nashua: Zip 03064	3.88%
Barnstead	7.45%	East Kingston	3.18%	Jaffrey	3.35%	Newton	3.80%	Sutton	1.31%		
Barrington	7.66%	Easton	1.40%	Jefferson	2.38%	North Hampton	5.73%	Swanzy	7.62%		
Bartlett	6.94%	Eaton	3.40%	Keene	6.61%	Northfield	9.19%	Tamworth	5.92%		
Bath	3.18%	Effingham	1.29%	Kensington	1.03%	Northumberland	5.31%	Temple	5.77%		
Bedford	2.64%	Ellsworth	0%	Kingston	4.00%	Northwood	0%	Thornton	1.88%	<b>Unincorporated Places</b>	
Belmont	3.58%	Enfield	1.44%	Laconia	9.78%	Nottingham	2.28%	Tilton	5.33%	<i>Atkinson and Gilmanton</i>	
Bennington	4.76%	Epping	3.90%	Lancaster	3.85%	Orange	15.07%	Troy	9.12%	<i>Academy Grant</i>	
Benton	0%	Epsom	0.90%	Landaff	4.38%	Orford	1.51%	Tuftonboro	3.49%	<i>Bean's Grant</i>	
Berlin	5.26%	Errol	11.30%	Langdon	7.59%	Ossipee	6.35%	Unity	1.35%	<i>Bean's Purchase</i>	
Bethlehem	2.46%	Exeter	5.34%	Lebanon	5.56%	Pelham	4.45%	Wakefield	0.09%	<i>Cambridge</i>	
Boscawen	2.37%	Farmington	11.48%	Lee	2.57%	Pembroke	9.84%	Walpole	2.33%	<i>Chandler's Purchase</i>	
Bow	3.98%	Fitzwilliam	2.80%	Lempster	4.17%	Peterborough	6.13%	Warner	0.85%	<i>Crawford's Purchase</i>	
Bradford	2.54%	Francestown	3.70%	Lincoln	0.97%	Piermont	6.96%	Warren	15.45%	<i>Cutt's Grant</i>	
Brentwood	1.85%	Franconia	0.62%	Lisbon	0.63%	Pittsburg	3.11%	Washington	4.23%	<i>Dix's Grant</i>	
Bridgewater	4.33%	Franklin	5.48%	Litchfield	9.35%	Pittsfield	5.07%	Waterville Valley	0%	<i>Dixville</i>	
Bristol	7.74%	Freedom	3.72%	Littleton	6.02%	Plainfield	3.09%	Weare	4.15%	<i>Erving's Location</i>	
Brookfield	1.07%	Fremont	5.02%	Londonderry	3.78%	Plaistow	4.37%	Webster	5.23%	<i>Green's Grant</i>	
Brookline	3.53%	Gilford	2.25%	Loudon	3.11%	Plymouth	0%	Wentworth	4.26%	<i>Hadley's Purchase</i>	
Campton	7.47%	Gilmanton	7.53%	Lyman	0%	Portsmouth	3.30%	Westmoreland	5.18%	<i>Kilkenny</i>	
Canaan	2.68%	Gilsun	1.67%	Lyme	0%	Randolph	3.82%	Whitefield	8.09%	<i>Livermore</i>	
Candia	0%	Goffstown	2.56%	Lyndeborough	3.21%	Raymond	3.77%	Wilmot	3.70%	<i>Low and Burbank's Grant</i>	
Canterbury	0.81%	Gorham	3.13%	Madbury	1.82%	Richmond	12.23%	Wilton	19.39%	<i>Martin's Location</i>	
Carroll	12.94%	Goshen	33.89%	Madison	3.33%	Rindge	2.98%	Winchester	8.50%	<i>Millsfield</i>	
Center Harbor	2.58%	Grafton	3.75%	Manchester	5.23%	Rochester	8.20%	Windham	4.54%	<i>Odell</i>	
Charlestown	12.12%	Grantham	2.08%	Marlborough	0%	Rollinsford	4.10%	Windsor	0%	<i>Pinkham's Grant</i>	
Chatham	0%	Greenfield	4.37%	Marlow	11.62%	Roxbury	0%	Wolfeboro	10.45%	<i>Sargent's Purchase</i>	
Chester	3.83%	Greenland	1.94%	Mason	7.20%	Rumney	1.05%	Woodstock	6.19%	<i>Second College Grant</i>	
Chesterfield	6.89%	Greenville	0.78%	Meredith	8.98%	Rye	0.91%			<i>Success</i>	
Chichester	8.82%	Groton	3.08%	Merrimack	4.50%	Salem	3.17%			<i>Thompson and Meserves</i>	
Claremont	6.39%	Hale's Location	0%	Middleton	7.36%	Salisbury	2.98%			<i>Purchase</i>	
Clarksville	4.41%	Hampstead	0.92%	Milan	4.50%	Sanbornton	7.38%			<i>Wentworth's Location</i>	
Colebrook	6.01%	Hampton	1.97%	Milford	2.04%	Sandown	4.19%				
Columbia	10.49%	Hampton Falls	1.22%	Milton	3.50%	Sandwich	2.78%				
Concord	4.22%	Hancock	1.57%	Monroe	2.75%	Seabrook	5.50%				
Conway	4.23%	Hanover	8.74%	Mont Vernon	0.98%	Sharon	5.88%				
Cornish	0.54%	Harrisville	0%	Moultonborough	0.54%	Shelburne	3.30%				
Croydon	1.93%	Hart's Location	0%	Nashua	5.27%	Somersworth	8.01%				



Point32Health  
Foundation

In partnership with  
Harvard Pilgrim  
Health Care  
a Point32Health company

## Percentage of Population Age 65+ Years with Self-Reported Vision Difficulty (Ranked)

Goshen	33.89%	Holderness	7.10%	Bridgewater	4.33%	Salisbury	2.98%	Brookfield	1.07%	<b>Manchester</b>	
Wilton	19.39%	Newbury	7.05%	Dover	4.27%	Rindge	2.98%	Rumney	1.05%	Central Manchester	9.95%
Hinsdale	18.24%	New Durham	6.98%	Wentworth	4.26%	Jackson	2.89%	Kensington	1.03%	Manchester: West	5.03%
South Hampton	16.67%	Sullivan	6.98%	Washington	4.23%	Alexandria	2.89%	Mont Vernon	0.98%	Manchester: North	4.27%
Warren	15.45%	Piermont	6.96%	Conway	4.23%	Fitzwilliam	2.80%	Lincoln	0.97%	Manchester: East	3.45%
Orange	15.07%	Bartlett	6.94%	Stark	4.23%	Sandwich	2.78%	Hampstead	0.92%	Manchester: South	3.32%
Hill	14.63%	Chesterfield	6.89%	Concord	4.22%	Monroe	2.75%	Rye	0.91%		
Carroll	12.94%	Derry	6.67%	Sandown	4.19%	New Castle	2.75%	Epsom	0.90%	<b>Nashua</b>	
Hillsborough	12.74%	Keene	6.61%	Lempster	4.17%	Canaan	2.68%	Warner	0.85%	Nashua: Zip 03060	7.76%
Richmond	12.23%	Claremont	6.39%	Weare	4.15%	Bedford	2.64%	Deering	0.83%	Nashua: Zip 03063	4.99%
Charlestown	12.12%	Ossipee	6.35%	Rollinsford	4.10%	Center Harbor	2.58%	Canterbury	0.81%	Nashua: Zip 03062	4.15%
Marlow	11.62%	Woodstock	6.19%	Kingston	4.00%	Lee	2.57%	Dunbarton	0.80%	Nashua: Zip 03064	3.88%
Farmington	11.48%	Peterborough	6.13%	Bow	3.98%	Goffstown	2.56%	Greenville	0.78%		
Errol	11.30%	Springfield	6.02%	Epping	3.90%	Nelson	2.55%	Lisbon	0.63%		
Columbia	10.49%	Littleton	6.02%	Lancaster	3.85%	Bradford	2.54%	Franconia	0.62%		
Dalton	10.46%	Colebrook	6.01%	Chester	3.83%	Bethlehem	2.46%	Dorchester	0.58%		
Wolfeboro	10.45%	Hebron	5.97%	Randolph	3.82%	Jefferson	2.38%	Sunapee	0.56%	<b>Unincorporated Places</b>	
Stewartstown	10.32%	Tamworth	5.92%	Newton	3.80%	Boscawen	2.37%	Cornish	0.54%	<i>Atkinson and Gilmanton</i>	
Pembroke	9.84%	Sharon	5.88%	Londonderry	3.78%	Walpole	2.33%	Moultonborough	0.54%	<i>Academy Grant</i>	
Laconia	9.78%	Temple	5.77%	Raymond	3.77%	Newmarket	2.31%	Dublin	0.45%	<i>Bean's Grant</i>	
Newport	9.70%	Surry	5.76%	Grafton	3.75%	Nottingham	2.28%	Wakefield	0.09%	<i>Bean's Purchase</i>	
Litchfield	9.35%	North Hampton	5.73%	Freedom	3.72%	Gilford	2.25%	Albany	0%	<i>Cambridge</i>	
Northfield	9.19%	Lebanon	5.56%	Francestown	3.70%	Stoddard	2.13%	Lyme	0%	<i>Chandler's Purchase</i>	
Troy	9.12%	Seabrook	5.50%	Wilmot	3.70%	Grantham	2.08%	Candia	0%	<i>Crawford's Purchase</i>	
Meredith	8.98%	Franklin	5.48%	Hollis	3.69%	Sugar Hill	2.08%	Chatham	0%	<i>Cutt's Grant</i>	
Chichester	8.82%	Auburn	5.39%	New Boston	3.68%	Milford	2.04%	Ellsworth	0%	<i>Dix's Grant</i>	
Hanover	8.74%	Exeter	5.34%	New Ipswich	3.62%	Strafford	2.00%	Hale's Location	0%	<i>Dixville</i>	
Dummer	8.70%	Danville	5.33%	Belmont	3.58%	Hampton	1.97%	Harrisville	0%	<i>Erving's Location</i>	
Deerfield	8.64%	Tilton	5.33%	Brookline	3.53%	Greenland	1.94%	Hart's Location	0%	<i>Green's Grant</i>	
Alton	8.58%	Northumberland	5.31%	Milton	3.50%	Croydon	1.93%	Henniker	0%	<i>Hadley's Purchase</i>	
Winchester	8.50%	Nashua	5.27%	Tuftonboro	3.49%	Thornton	1.88%	Hopkinton	0%	<i>Kilkenny</i>	
Allenstown	8.35%	Berlin	5.26%	Eaton	3.40%	Atkinson	1.86%	Lyman	0%	<i>Livermore</i>	
Rochester	8.20%	Manchester	5.23%	Jaffrey	3.35%	Brentwood	1.85%	Lyme	0%	<i>Low and Burbank's Grant</i>	
Whitefield	8.09%	Webster	5.23%	Madison	3.33%	Madbury	1.82%	Marlborough	0%	<i>Martin's Location</i>	
Stratham	8.05%	Westmoreland	5.18%	New London	3.33%	Newfields	1.74%	Northwood	0%	<i>Millsfield</i>	
Somersworth	8.01%	Hooksett	5.15%	Portsmouth	3.30%	Gilsum	1.67%	Plymouth	0%	<i>Odell</i>	
Ashland	7.95%	Pittsfield	5.07%	Shelburne	3.30%	Hancock	1.57%	Roxbury	0%	<i>Pinkham's Grant</i>	
Bristol	7.74%	Fremont	5.02%	Lyndeborough	3.21%	Orford	1.51%	Waterville Valley	0%	<i>Sargent's Purchase</i>	
Barrington	7.66%	Bennington	4.76%	Bath	3.18%	Newington	1.47%	Windsor	0%	<i>Second College Grant</i>	
Swanzey	7.62%	Durham	4.58%	East Kingston	3.18%	Enfield	1.44%			<i>Success</i>	
Langdon	7.59%	Windham	4.54%	Salem	3.17%	Alstead	1.43%			<i>Thompson and Meserves</i>	
Gilmanton	7.53%	Milan	4.50%	Danbury	3.16%	Easton	1.40%			<i>Purchase</i>	
Campton	7.47%	Merrimack	4.50%	Gorham	3.13%	Unity	1.35%			<i>Wentworth's Location</i>	
Barnstead	7.45%	Pelham	4.45%	Loudon	3.11%	Sutton	1.31%				
Antrim	7.43%	Clarksville	4.41%	Pittsburg	3.11%	Effingham	1.29%				
Sanbornton	7.38%	Landaff	4.38%	Plainfield	3.09%	Hampton Falls	1.22%				
Middleton	7.36%	Greenfield	4.37%	Groton	3.08%	Amherst	1.19%				
Stratford	7.21%	New Hampton	4.37%	Haverhill	3.03%	Andover	1.18%				
Mason	7.20%	Plaistow	4.37%	Hudson	2.98%	Acworth	1.10%				