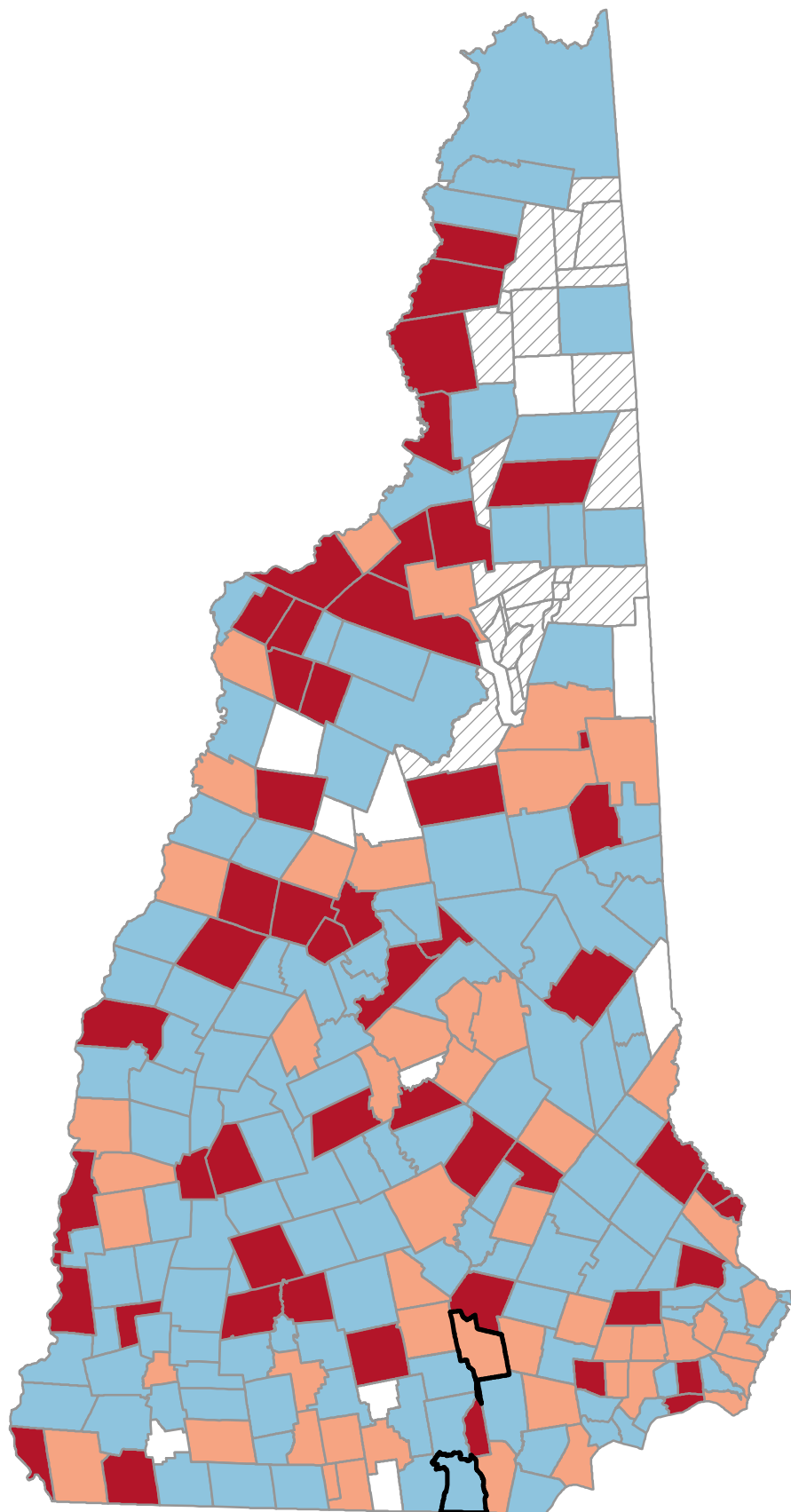
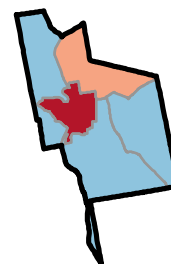


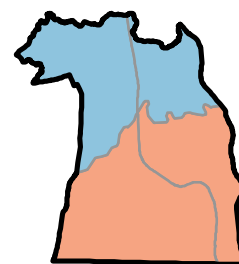
Percentage of Population Age 65+ Years with Self-Reported Cognition Difficulty



Neighborhood values in NH cities



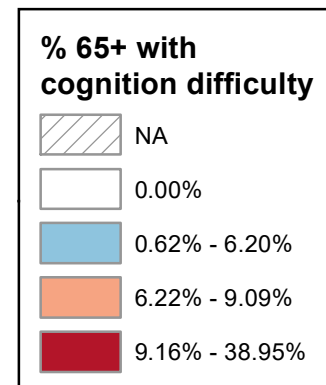
Manchester



Nashua

State Average: 6.51%

Source: ACS, 2018-2022



Percentage of Population Age 65+ Years with Self-Reported Cognition Difficulty

Acworth	6.59%	Dalton	7.84%	Haverhill	1.62%	Nelson	2.55%	South Hampton	12.35%	Manchester	
Albany	7.50%	Danbury	8.54%	Hebron	10.38%	New Boston	10.26%	Springfield	6.02%	Central Manchester	12.41%
Alexandria	4.54%	Danville	8.33%	Henniker	0.83%	New Castle	2.75%	Stark	0.70%	Manchester: West	4.63%
Allenstown	5.04%	Deerfield	5.37%	Hill	4.27%	New Durham	2.33%	Stewartstown	5.69%	Manchester: South	4.73%
Alstead	2.61%	Deering	21.39%	Hillsborough	9.46%	New Hampton	11.76%	Stoddard	2.98%	Manchester: North	7.38%
Alton	5.12%	Derry	8.24%	Hinsdale	24.01%	New Ipswich	4.06%	Stratford	2.12%	Manchester: East	5.95%
Amherst	1.87%	Dorchester	38.95%	Holderness	2.90%	New London	2.26%	Stratford	13.51%		
Andover	4.22%	Dover	7.86%	Hollis	4.34%	Newbury	9.82%	Stratham	6.36%	Nashua	
Antrim	10.36%	Dublin	0.68%	Hooksett	11.51%	Newfields	4.35%	Sugar Hill	1.04%	Nashua: Zip 03060	8.41%
Ashland	3.35%	Dummer	0%	Hopkinton	3.59%	Newington	5.86%	Sullivan	6.20%	Nashua: Zip 03062	6.80%
Atkinson	2.79%	Dunbarton	6.39%	Hudson	8.21%	Newmarket	5.08%	Sunapee	3.72%	Nashua: Zip 03063	4.50%
Auburn	6.49%	Durham	11.80%	Jackson	2.89%	Newport	5.82%	Surry	4.12%	Nashua: Zip 03064	3.55%
Barnstead	7.45%	East Kingston	2.68%	Jaffrey	8.57%	Newton	4.19%	Sutton	1.75%		
Barrington	4.17%	Easton	13.99%	Jefferson	9.23%	North Hampton	6.78%	Swanzy	3.68%		
Bartlett	8.20%	Eaton	6.12%	Keene	5.95%	Northfield	9.19%	Tamworth	1.92%		
Bath	8.28%	Effingham	2.26%	Kensington	12.11%	Northumberland	13.53%	Temple	8.65%		
Bedford	3.47%	Ellsworth	0%	Kingston	6.91%	Northwood	1.33%	Thornton	0%	Unincorporated Places	
Belmont	8.05%	Enfield	1.59%	Laconia	8.18%	Nottingham	5.16%	Tilton	0%	<i>Atkinson and Gilmanton</i>	
Bennington	4.76%	Epping	14.00%	Lancaster	0.62%	Orange	2.74%	Troy	0%	<i>Academy Grant</i>	
Benton	0%	Epsom	8.35%	Landaff	13.14%	Orford	1.81%	Tuftonboro	3.28%	<i>Bean's Grant</i>	
Berlin	10.28%	Errol	4.35%	Langdon	5.52%	Ossipee	5.61%	Unity	8.09%	<i>Bean's Purchase</i>	
Bethlehem	12.30%	Exeter	7.58%	Lebanon	3.93%	Pelham	4.72%	Wakefield	0%	<i>Cambridge</i>	
Boscawen	3.00%	Farmington	2.55%	Lee	3.33%	Pembroke	4.58%	Walpole	14.01%	<i>Chandler's Purchase</i>	
Bow	1.25%	Fitzwilliam	5.41%	Lempster	2.60%	Peterborough	3.25%	Warner	2.03%	<i>Crawford's Purchase</i>	
Bradford	2.25%	Francestown	5.25%	Lincoln	3.16%	Piermont	6.33%	Warren	15.88%	<i>Cutt's Grant</i>	
Brentwood	6.25%	Franconia	0.93%	Lisbon	9.69%	Pittsburg	3.39%	Washington	2.61%	<i>Dix's Grant</i>	
Bridgewater	4.00%	Franklin	8.60%	Litchfield	10.60%	Pittsfield	10.90%	Waterville Valley	9.68%	<i>Dixville</i>	
Bristol	3.79%	Freedom	1.86%	Littleton	18.80%	Plainfield	9.27%	Weare	3.27%	<i>Erving's Location</i>	
Brookfield	2.14%	Fremont	7.11%	Londonderry	5.34%	Plaistow	3.92%	Webster	3.92%	<i>Green's Grant</i>	
Brookline	0%	Gilford	8.23%	Loudon	9.16%	Plymouth	11.12%	Wentworth	4.26%	<i>Hadley's Purchase</i>	
Campton	7.73%	Gilmanton	4.14%	Lyman	11.86%	Portsmouth	8.81%	Westmoreland	5.18%	<i>Kilkenny</i>	
Canaan	20.85%	Gilsun	11.11%	Lyme	7.83%	Randolph	0.76%	Whitefield	9.18%	<i>Livermore</i>	
Candia	1.87%	Goffstown	7.14%	Lyndeborough	2.92%	Raymond	7.16%	Wilton	2.36%	<i>Low and Burbank's Grant</i>	
Canterbury	2.85%	Gorham	1.17%	Madbury	3.64%	Richmond	9.40%	Wilton	8.62%	<i>Martin's Location</i>	
Carroll	6.27%	Goshen	36.88%	Madison	10.39%	Rindge	4.62%	Winchester	6.70%	<i>Millsfield</i>	
Center Harbor	13.14%	Grafton	2.92%	Manchester	6.92%	Rochester	10.19%	Windham	2.73%	<i>Odell</i>	
Charlestown	13.21%	Grantham	5.56%	Marlborough	3.06%	Rollinsford	14.69%	Windsor	4.17%	<i>Pinkham's Grant</i>	
Chatham	0%	Greenfield	8.75%	Marlow	2.53%	Roxbury	9.09%	Wolfeboro	9.53%	<i>Sargent's Purchase</i>	
Chester	3.42%	Greenland	6.17%	Mason	8.47%	Rumney	7.67%	Woodstock	0.69%	<i>Second College Grant</i>	
Chesterfield	4.97%	Greenville	8.03%	Meredith	5.76%	Rye	2.18%			<i>Success</i>	
Chichester	3.85%	Groton	20.77%	Merrimack	3.48%	Salem	7.00%			<i>Thompson and Meserves</i>	
Claremont	6.50%	Hale's Location	10.09%	Middleton	6.20%	Salisbury	16.38%			<i>Purchase</i>	
Clarksville	4.41%	Hampstead	3.52%	Milan	5.79%	Sanbornton	7.08%			<i>Wentworth's Location</i>	
Colebrook	12.63%	Hampton	6.93%	Milford	8.58%	Sandown	11.08%				
Columbia	13.58%	Hampton Falls	3.04%	Milton	7.01%	Sandwich	3.67%				
Concord	6.47%	Hancock	4.36%	Monroe	5.50%	Seabrook	7.45%				
Conway	6.22%	Hanover	3.21%	Mont Vernon	0%	Sharon	1.47%				
Cornish	3.97%	Harrisville	5.15%	Moultonborough	3.78%	Shelburne	2.20%				
Croydon	1.93%	Hart's Location	0%	Nashua	6.08%	Somersworth	9.84%				



Point32Health
Foundation

In partnership with
Harvard Pilgrim
Health Care
a Point32Health company

Percentage of Population Age 65+ Years with Self-Reported Cognition Difficulty (Ranked)

Dorchester	38.95%	Whitefield	9.18%	Piermont	6.33%	New Ipswich	4.06%	Effingham	2.26%	Manchester	
Goshen	36.88%	Loudon	9.16%	Carroll	6.27%	Bridgewater	4.00%	Bradford	2.25%	Central Manchester	12.41%
Hinsdale	24.01%	Roxbury	9.09%	Brentwood	6.25%	Cornish	3.97%	Shelburne	2.20%	Manchester: North	7.38%
Deering	21.39%	Portsmouth	8.81%	Conway	6.22%	Lebanon	3.93%	Rye	2.18%	Manchester: East	5.95%
Canaan	20.85%	Greenfield	8.75%	Middleton	6.20%	Webster	3.92%	Brookfield	2.14%	Manchester: South	4.73%
Groton	20.77%	Temple	8.65%	Sullivan	6.20%	Plaistow	3.92%	Strafford	2.12%	Manchester: West	4.63%
Littleton	18.80%	Wilton	8.62%	Greenland	6.17%	Chichester	3.85%	Warner	2.03%		
Salisbury	16.38%	Franklin	8.60%	Eaton	6.12%	Bristol	3.79%	Croydon	1.93%	Nashua	
Warren	15.88%	Milford	8.58%	Nashua	6.08%	Moultonborough	3.78%	Tamworth	1.92%	Nashua: Zip 03060	8.41%
Rollinsford	14.69%	Jaffrey	8.57%	Springfield	6.02%	Sunapee	3.72%	Amherst	1.87%	Nashua: Zip 03062	6.80%
Walpole	14.01%	Danbury	8.54%	Keene	5.95%	Swanzey	3.68%	Candia	1.87%	Nashua: Zip 03063	4.50%
Epping	14.00%	Mason	8.47%	Newington	5.86%	Sandwich	3.67%	Freedom	1.86%	Nashua: Zip 03064	3.55%
Easton	13.99%	Epsom	8.35%	Newport	5.82%	Madbury	3.64%	Orford	1.81%		
Columbia	13.58%	Danville	8.33%	Milan	5.79%	Hopkinton	3.59%	Sutton	1.75%		
Northumberland	13.53%	Bath	8.28%	Meredith	5.76%	Hampstead	3.52%	Haverhill	1.62%		
Stratford	13.51%	Derry	8.24%	Stewartstown	5.69%	Merrimack	3.48%	Enfield	1.59%		
Charlestown	13.21%	Gilford	8.23%	Ossipee	5.61%	Bedford	3.47%	Sharon	1.47%	Unincorporated Places	
Center Harbor	13.14%	Hudson	8.21%	Grantham	5.56%	Chester	3.42%	Northwood	1.33%	<i>Atkinson and Gilmanton</i>	
Landaff	13.14%	Bartlett	8.20%	Langdon	5.52%	Pittsburg	3.39%	Bow	1.25%	<i>Academy Grant</i>	
Colebrook	12.63%	Laconia	8.18%	Monroe	5.50%	Ashland	3.35%	Gorham	1.17%	<i>Bean's Grant</i>	
South Hampton	12.35%	Unity	8.09%	Fitzwilliam	5.41%	Lee	3.33%	Sugar Hill	1.04%	<i>Bean's Purchase</i>	
Bethlehem	12.30%	Belmont	8.05%	Deerfield	5.37%	Tuftonboro	3.28%	Franconia	0.93%	<i>Cambridge</i>	
Kensington	12.11%	Greenville	8.03%	Londonderry	5.34%	Weare	3.27%	Ellsworth	0.83%	<i>Chandler's Purchase</i>	
Lyman	11.86%	Dover	7.86%	Francestown	5.25%	Peterborough	3.25%	Randolph	0.76%	<i>Crawford's Purchase</i>	
Durham	11.80%	Dalton	7.84%	Westmoreland	5.18%	Hanover	3.21%	Stark	0.70%	<i>Cutt's Grant</i>	
New Hampton	11.76%	Lyme	7.83%	Nottingham	5.16%	Lincoln	3.16%	Woodstock	0.69%	<i>Dix's Grant</i>	
Hooksett	11.51%	Campton	7.73%	Harrisville	5.15%	Marlborough	3.06%	Dublin	0.68%	<i>Dixville</i>	
Plymouth	11.12%	Rumney	7.67%	Alton	5.12%	Hampton Falls	3.04%	Lancaster	0.62%	<i>Erving's Location</i>	
Gilsom	11.11%	Exeter	7.58%	Newmarket	5.08%	Boscawen	3.00%	Benton	0%	<i>Green's Grant</i>	
Sandown	11.08%	Albany	7.50%	Allenstown	5.04%	Stoddard	2.98%	Brookline	0%	<i>Hadley's Purchase</i>	
Pittsfield	10.90%	Seabrook	7.45%	Chesterfield	4.97%	Grafton	2.92%	Chatham	0%	<i>Kilkenny</i>	
Litchfield	10.60%	Barnstead	7.45%	Bennington	4.76%	Lyndeborough	2.92%	Dummer	0%	<i>Livermore</i>	
Madison	10.39%	Raymond	7.16%	Pelham	4.72%	Holderness	2.90%	Ellsworth	0%	<i>Low and Burbank's Grant</i>	
Hebron	10.38%	Goffstown	7.14%	Rindge	4.62%	Jackson	2.89%	Hart's Location	0%	<i>Martin's Location</i>	
Antrim	10.36%	Fremont	7.11%	Pembroke	4.58%	Canterbury	2.85%	Mont Vernon	0%	<i>Millsfield</i>	
Berlin	10.28%	Sanbornton	7.08%	Alexandria	4.54%	Atkinson	2.79%	Thornton	0%	<i>Odell</i>	
New Boston	10.26%	Milton	7.01%	Clarksville	4.41%	New Castle	2.75%	Tilton	0%	<i>Pinkham's Grant</i>	
Rochester	10.19%	Salem	7.00%	Hancock	4.36%	Orange	2.74%	Troy	0%	<i>Sargent's Purchase</i>	
Hale's Location	10.09%	Hampton	6.93%	Errol	4.35%	Windham	2.73%	Wakefield	0%	<i>Second College Grant</i>	
Somersworth	9.84%	Manchester	6.92%	Newfields	4.35%	East Kingston	2.68%			<i>Success</i>	
Newbury	9.82%	Kingston	6.91%	Hollis	4.34%	Alstead	2.61%			<i>Thompson and Meserves</i>	
Lisbon	9.69%	North Hampton	6.78%	Hill	4.27%	Washington	2.61%			<i>Purchase</i>	
Waterville Valley	9.68%	Winchester	6.70%	Wentworth	4.26%	Lempster	2.60%			<i>Wentworth's Location</i>	
Wolfeboro	9.53%	Acworth	6.59%	Andover	4.22%	Farmington	2.55%				
Hillsborough	9.46%	Claremont	6.50%	Newton	4.19%	Nelson	2.55%				
Richmond	9.40%	Auburn	6.49%	Barrington	4.17%	Marlow	2.53%				
Plainfield	9.27%	Concord	6.47%	Windsor	4.17%	Wilmot	2.36%				
Jefferson	9.23%	Dunbarton	6.39%	Gilmanton	4.14%	New Durham	2.33%				
Northfield	9.19%	Stratham	6.36%	Surry	4.12%	New London	2.26%				