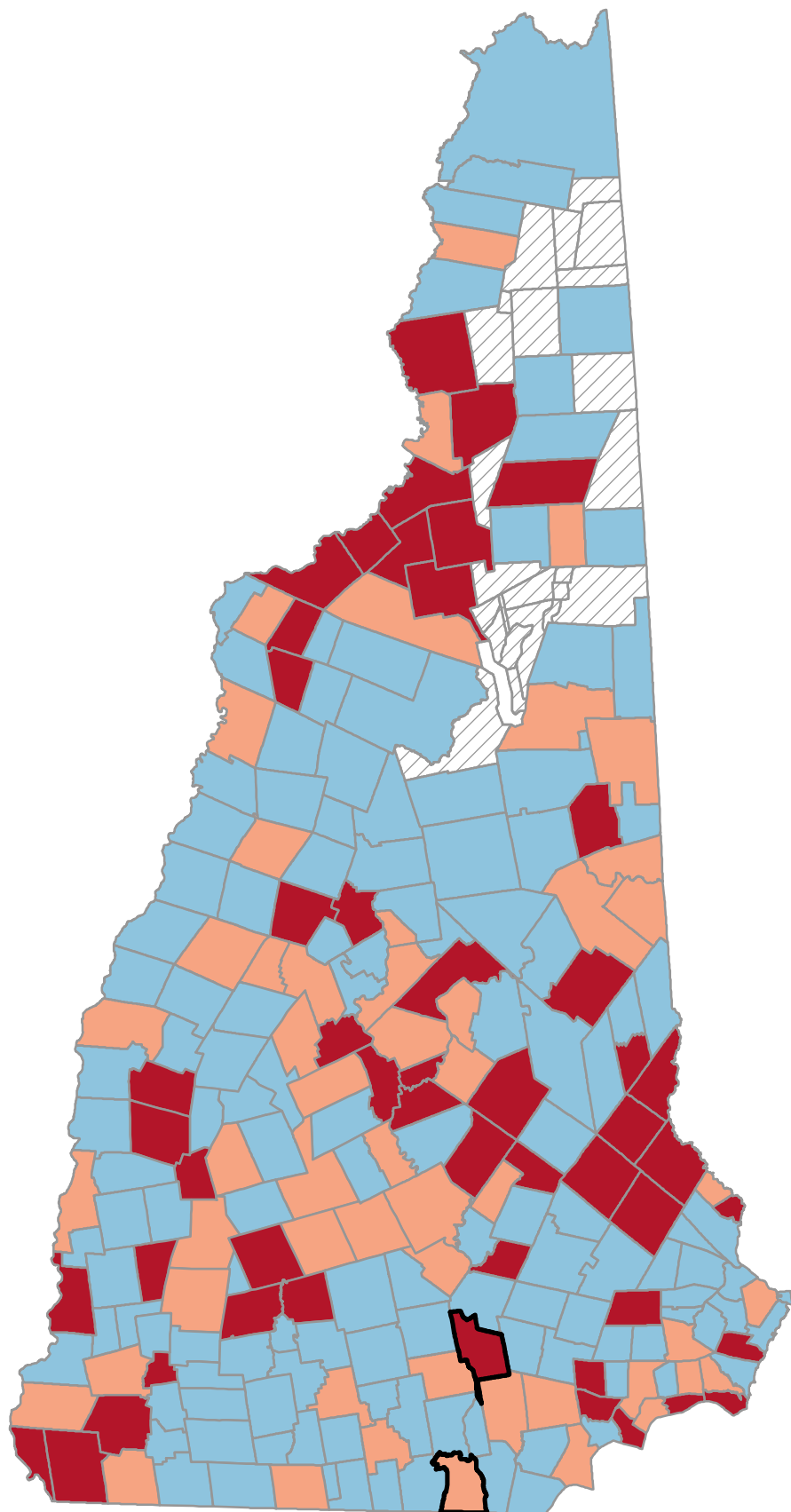
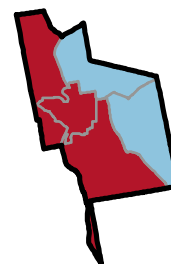


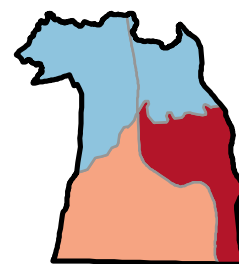
# Percentage of Population Age 65+ Years with Self-Reported Ambulatory Difficulty



Neighborhood values in NH cities



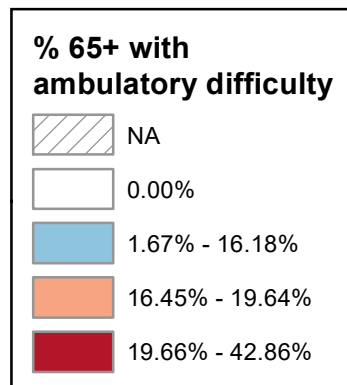
Manchester



Nashua

**State Average: 16.68%**

Source: ACS, 2018-2022



## Percentage of Population Age 65+ Years with Self-Reported Ambulatory Difficulty

Acworth	2.75%	Dalton	26.80%	Haverhill	18.71%	Nelson	9.55%	South Hampton	30.86%	<b>Manchester</b>	
Albany	8.33%	Danbury	16.46%	Hebron	12.58%	New Boston	8.70%	Springfield	4.82%	Central Manchester	26.50%
Alexandria	19.59%	Danville	13.67%	Henniker	18.33%	New Castle	7.95%	Stark	30.28%	Manchester: West	21.74%
Allenstown	20.87%	Deerfield	9.29%	Hill	26.83%	New Durham	7.82%	Stewartstown	14.23%	Manchester: South	22.20%
Alstead	6.89%	Deering	33.89%	Hillsborough	27.03%	New Hampton	18.55%	Stoddard	19.57%	Manchester: North	12.42%
Alton	12.19%	Derry	19.50%	Hinsdale	28.54%	New Ipswich	17.10%	Stratford	28.84%	Manchester: East	15.99%
Amherst	7.45%	Dorchester	9.30%	Holderness	14.52%	New London	9.98%	Stratford	22.52%		
Andover	16.72%	Dover	15.90%	Hollis	7.37%	Newbury	19.14%	Stratham	10.10%	<b>Nashua</b>	
Antrim	28.38%	Dublin	7.67%	Hooksett	14.95%	Newfields	10.43%	Sugar Hill	9.90%	Nashua: Zip 03060	23.57%
Ashland	17.36%	Dummer	13.04%	Hopkinton	16.45%	Newington	6.96%	Sullivan	12.40%	Nashua: Zip 03062	18.59%
Atkinson	13.36%	Dunbarton	15.17%	Hudson	11.67%	Newmarket	9.17%	Sunapee	7.78%	Nashua: Zip 03063	15.80%
Auburn	5.66%	Durham	15.52%	Jackson	2.89%	Newport	23.36%	Surry	11.11%	Nashua: Zip 03064	13.72%
Barnstead	13.34%	East Kingston	8.04%	Jaffrey	14.78%	Newton	18.85%	Sutton	12.91%		
Barrington	19.73%	Easton	15.38%	Jefferson	27.68%	North Hampton	22.47%	Swanzy	30.44%		
Bartlett	17.74%	Eaton	10.20%	Keene	17.95%	Northfield	24.31%	Tamworth	14.11%		
Bath	14.97%	Effingham	16.45%	Kensington	17.53%	Northumberland	16.67%	Temple	11.54%		
Bedford	18.81%	Ellsworth	11.11%	Kingston	19.43%	Northwood	5.75%	Thornton	8.85%	<b>Unincorporated Places</b>	
Belmont	16.53%	Enfield	1.67%	Laconia	18.08%	Nottingham	7.24%	Tilton	24.15%	<i>Atkinson and Gilmanton</i>	
Bennington	3.81%	Epping	20.40%	Lancaster	20.92%	Orange	17.81%	Troy	15.81%	<i>Academy Grant</i>	
Benton	6.67%	Epsom	15.35%	Landaff	27.01%	Orford	4.52%	Tuftonboro	15.54%	<i>Bean's Grant</i>	
Berlin	28.03%	Errol	15.65%	Langdon	11.72%	Ossipee	17.20%	Unity	9.97%	<i>Bean's Purchase</i>	
Bethlehem	18.36%	Exeter	17.46%	Lebanon	16.14%	Pelham	15.26%	Wakefield	8.19%	<i>Cambridge</i>	
Boscawen	18.33%	Farmington	20.62%	Lee	14.95%	Pembroke	11.78%	Walpole	22.31%	<i>Chandler's Purchase</i>	
Bow	17.33%	Fitzwilliam	9.14%	Lempster	11.46%	Peterborough	8.39%	Warner	19.63%	<i>Crawford's Purchase</i>	
Bradford	14.08%	Francestown	14.51%	Lincoln	3.16%	Piermont	12.03%	Warren	12.02%	<i>Cutt's Grant</i>	
Brentwood	12.78%	Franconia	2.48%	Lisbon	23.75%	Pittsburg	11.02%	Washington	18.24%	<i>Dix's Grant</i>	
Bridgewater	14.00%	Franklin	21.52%	Litchfield	15.79%	Pittsfield	24.81%	Waterville Valley	9.68%	<i>Dixville</i>	
Bristol	13.51%	Freedom	17.77%	Littleton	26.37%	Plainfield	16.80%	Weare	13.42%	<i>Erving's Location</i>	
Brookfield	4.28%	Fremont	14.23%	Londonderry	18.33%	Plaislow	22.83%	Webster	14.38%	<i>Green's Grant</i>	
Brookline	5.41%	Gilford	12.66%	Loudon	23.98%	Plymouth	21.33%	Wentworth	17.38%	<i>Hadley's Purchase</i>	
Campton	15.72%	Gilmanton	26.44%	Lyman	16.95%	Portsmouth	18.45%	Westmoreland	16.03%	<i>Kilkenny</i>	
Canaan	17.46%	Gilsun	10.56%	Lyme	8.72%	Randolph	7.63%	Whitefield	23.17%	<i>Livermore</i>	
Candia	11.08%	Goffstown	15.21%	Lyndeborough	16.91%	Raymond	8.56%	Wilton	2.69%	<i>Low and Burbank's Grant</i>	
Canterbury	9.55%	Gorham	17.60%	Madbury	15.00%	Richmond	17.24%	Wilton	12.55%	<i>Martin's Location</i>	
Carroll	21.96%	Goshen	42.86%	Madison	21.37%	Rindge	7.67%	Winchester	28.10%	<i>Millsfield</i>	
Center Harbor	11.34%	Grafton	7.92%	Manchester	20.46%	Rochester	27.03%	Windham	6.43%	<i>Odell</i>	
Charlestown	19.31%	Grantham	8.33%	Marlborough	14.54%	Rollinsford	28.29%	Windsor	8.33%	<i>Pinkham's Grant</i>	
Chatham	8.05%	Greenfield	8.12%	Marlow	30.30%	Roxbury	24.24%	Wolfeboro	19.66%	<i>Sargent's Purchase</i>	
Chester	8.34%	Greenland	14.53%	Mason	14.41%	Rumney	14.29%	Woodstock	13.75%	<i>Second College Grant</i>	
Chesterfield	17.18%	Greenville	15.28%	Meredith	22.59%	Rye	4.97%			<i>Success</i>	
Chichester	16.74%	Groton	33.08%	Merrimack	13.23%	Salem	16.65%			<i>Thompson and Meserves</i>	
Claremont	11.89%	Hale's Location	2.75%	Middleton	22.87%	Salisbury	11.91%			<i>Purchase</i>	
Clarksville	16.18%	Hampstead	20.01%	Milan	15.43%	Sanbornton	16.87%			<i>Wentworth's Location</i>	
Colebrook	19.64%	Hampton	13.42%	Milford	18.66%	Sandown	21.89%				
Columbia	12.35%	Hampton Falls	19.27%	Milton	23.50%	Sandwich	7.71%				
Concord	19.10%	Hancock	12.04%	Monroe	11.93%	Seabrook	22.56%				
Conway	17.62%	Hanover	11.12%	Mont Vernon	10.05%	Sharon	9.56%				
Cornish	8.84%	Harrisville	6.19%	Moultonborough	5.87%	Shelburne	10.99%				
Croydon	25.60%	Hart's Location	0%	Nashua	18.97%	Somersworth	19.51%				



Point32Health  
Foundation

In partnership with  
Harvard Pilgrim  
Health Care  
a Point32Health company

## Percentage of Population Age 65+ Years with Self-Reported Ambulatory Difficulty (Ranked)

Goshen	42.86%	Barrington	19.73%	Salem	16.65%	Brentwood	12.78%	Grantham	8.33%	<b>Manchester</b>	
Deering	33.89%	Wolfeboro	19.66%	Belmont	16.53%	Gilford	12.66%	Windsor	8.33%	Central Manchester	26.50%
Groton	33.08%	Colebrook	19.64%	Danbury	16.46%	Hebron	12.58%	Wakefield	8.19%	Manchester: South	22.20%
South Hampton	30.86%	Warner	19.63%	Effingham	16.45%	Wilton	12.55%	Greenfield	8.12%	Manchester: West	21.74%
Swanzey	30.44%	Alexandria	19.59%	Hopkinton	16.45%	Sullivan	12.40%	Chatham	8.05%	Manchester: East	15.99%
Marlow	30.30%	Stoddard	19.57%	Clarksville	16.18%	Columbia	12.35%	East Kingston	8.04%	Manchester: North	12.42%
Stark	30.28%	Somersworth	19.51%	Lebanon	16.14%	Alton	12.19%	New Castle	7.95%		
Strafford	28.84%	Derry	19.50%	Westmoreland	16.03%	Hancock	12.04%	Grafton	7.92%	<b>Nashua</b>	
Hinsdale	28.54%	Kingston	19.43%	Dover	15.90%	Piermont	12.03%	New Durham	7.82%	Nashua: Zip 03060	23.57%
Antrim	28.38%	Charlestown	19.31%	Troy	15.81%	Warren	12.02%	Sunapee	7.78%	Nashua: Zip 03062	18.59%
Rollinsford	28.29%	Hampton Falls	19.27%	Litchfield	15.79%	Monroe	11.93%	Sandwich	7.71%	Nashua: Zip 03063	15.80%
Winchester	28.10%	Newbury	19.14%	Campton	15.72%	Salisbury	11.91%	Dublin	7.67%	Nashua: Zip 03064	13.72%
Berlin	28.03%	Concord	19.10%	Errol	15.65%	Claremont	11.89%	Rindge	7.67%		
Jefferson	27.68%	Nashua	18.97%	Tuftonboro	15.54%	Pembroke	11.78%	Randolph	7.63%		
Hillsborough	27.03%	Newton	18.85%	Durham	15.52%	Langdon	11.72%	Amherst	7.45%		
Rochester	27.03%	Bedford	18.81%	Milan	15.43%	Hudson	11.67%	Hollis	7.37%		
Landaff	27.01%	Haverhill	18.71%	Easton	15.38%	Temple	11.54%	Nottingham	7.24%	<b>Unincorporated Places</b>	
Hill	26.83%	Milford	18.66%	Epsom	15.35%	Lempster	11.46%	Newington	6.96%	<i>Atkinson and Gilmanton</i>	
Dalton	26.80%	New Hampton	18.55%	Greenville	15.28%	Center Harbor	11.34%	Alstead	6.89%	<i>Academy Grant</i>	
Gilmanton	26.44%	Portsmouth	18.45%	Pelham	15.26%	Hanover	11.12%	Benton	6.67%	<i>Bean's Grant</i>	
Littleton	26.37%	Bethlehem	18.36%	Goffstown	15.21%	Ellsworth	11.11%	Windham	6.43%	<i>Bean's Purchase</i>	
Croydon	25.60%	Londonderry	18.33%	Dunbarton	15.17%	Surry	11.11%	Harrisville	6.19%	<i>Cambridge</i>	
Pittsfield	24.81%	Boscawen	18.33%	Madbury	15.00%	Candia	11.08%	Jackson	5.87%	<i>Chandler's Purchase</i>	
Northfield	24.31%	Henniker	18.33%	Bath	14.97%	Pittsburg	11.02%	Northwood	5.75%	<i>Crawford's Purchase</i>	
Roxbury	24.24%	Washington	18.24%	Lee	14.95%	Shelburne	10.99%	Auburn	5.66%	<i>Cutt's Grant</i>	
Tilton	24.15%	Laconia	18.08%	Hooksett	14.95%	Gilsum	10.56%	Brookline	5.41%	<i>Dix's Grant</i>	
Loudon	23.98%	Keene	17.95%	Jaffrey	14.78%	Newfields	10.43%	Rye	4.97%	<i>Dixville</i>	
Lisbon	23.75%	Orange	17.81%	Marlborough	14.54%	Eaton	10.20%	Springfield	4.82%	<i>Erving's Location</i>	
Milton	23.50%	Fredom	17.77%	Greenland	14.53%	Stratham	10.10%	Orford	4.52%	<i>Green's Grant</i>	
Newport	23.36%	Bartlett	17.74%	Holderness	14.52%	Mont Vernon	10.05%	Brookfield	4.28%	<i>Hadley's Purchase</i>	
Whitefield	23.17%	Conway	17.62%	Francestown	14.51%	New London	9.98%	Bennington	3.81%	<i>Kilkenny</i>	
Middleton	22.87%	Gorham	17.60%	Mason	14.41%	Unity	9.97%	Lincoln	3.16%	<i>Livermore</i>	
Plaistow	22.83%	Kensington	17.53%	Webster	14.38%	Sugar Hill	9.90%	Jackson	2.89%	<i>Low and Burbank's Grant</i>	
Meredith	22.59%	Canaan	17.46%	Rumney	14.29%	Waterville Valley	9.68%	Hale's Location	2.75%	<i>Martin's Location</i>	
Seabrook	22.56%	Exeter	17.46%	Stewartstown	14.23%	Sharon	9.56%	Acworth	2.75%	<i>Millsfield</i>	
Stratford	22.52%	Wentworth	17.38%	Fremont	14.23%	Nelson	9.55%	Wilmot	2.69%	<i>Odell</i>	
North Hampton	22.47%	Ashland	17.36%	Tamworth	14.11%	Canterbury	9.55%	Franconia	2.48%	<i>Pinkham's Grant</i>	
Walpole	22.31%	Bow	17.33%	Bradford	14.08%	Dorchester	9.30%	Enfield	1.67%	<i>Sargent's Purchase</i>	
Carroll	21.96%	Richmond	17.24%	Bridgewater	14.00%	Deerfield	9.29%	Hart's Location	0%	<i>Second College Grant</i>	
Sandown	21.89%	Ossipee	17.20%	Woodstock	13.75%	Newmarket	9.17%			<i>Success</i>	
Franklin	21.52%	Chesterfield	17.18%	Danville	13.67%	Fitzwilliam	9.14%			<i>Thompson and Meserves</i>	
Madison	21.37%	New Ipswich	17.10%	Bristol	13.51%	Thornton	8.85%			<i>Purchase</i>	
Plymouth	21.33%	Lyman	16.95%	Weare	13.42%	Cornish	8.84%			<i>Wentworth's Location</i>	
Lancaster	20.92%	Lyndeborough	16.91%	Hampton	13.42%	Lyme	8.72%				
Allenstown	20.87%	Sanbornton	16.87%	Atkinson	13.36%	New Boston	8.70%				
Farmington	20.62%	Plainfield	16.80%	Barnstead	13.34%	Raymond	8.56%				
Manchester	20.46%	Chichester	16.74%	Merrimack	13.23%	Peterborough	8.39%				
Epping	20.40%	Andover	16.72%	Dummer	13.04%	Chester	8.34%				
Hampstead	20.01%	Northumberland	16.67%	Sutton	12.91%	Albany	8.33%				

Questions ? [Beth.Dugan@umb.edu](mailto:Beth.Dugan@umb.edu)