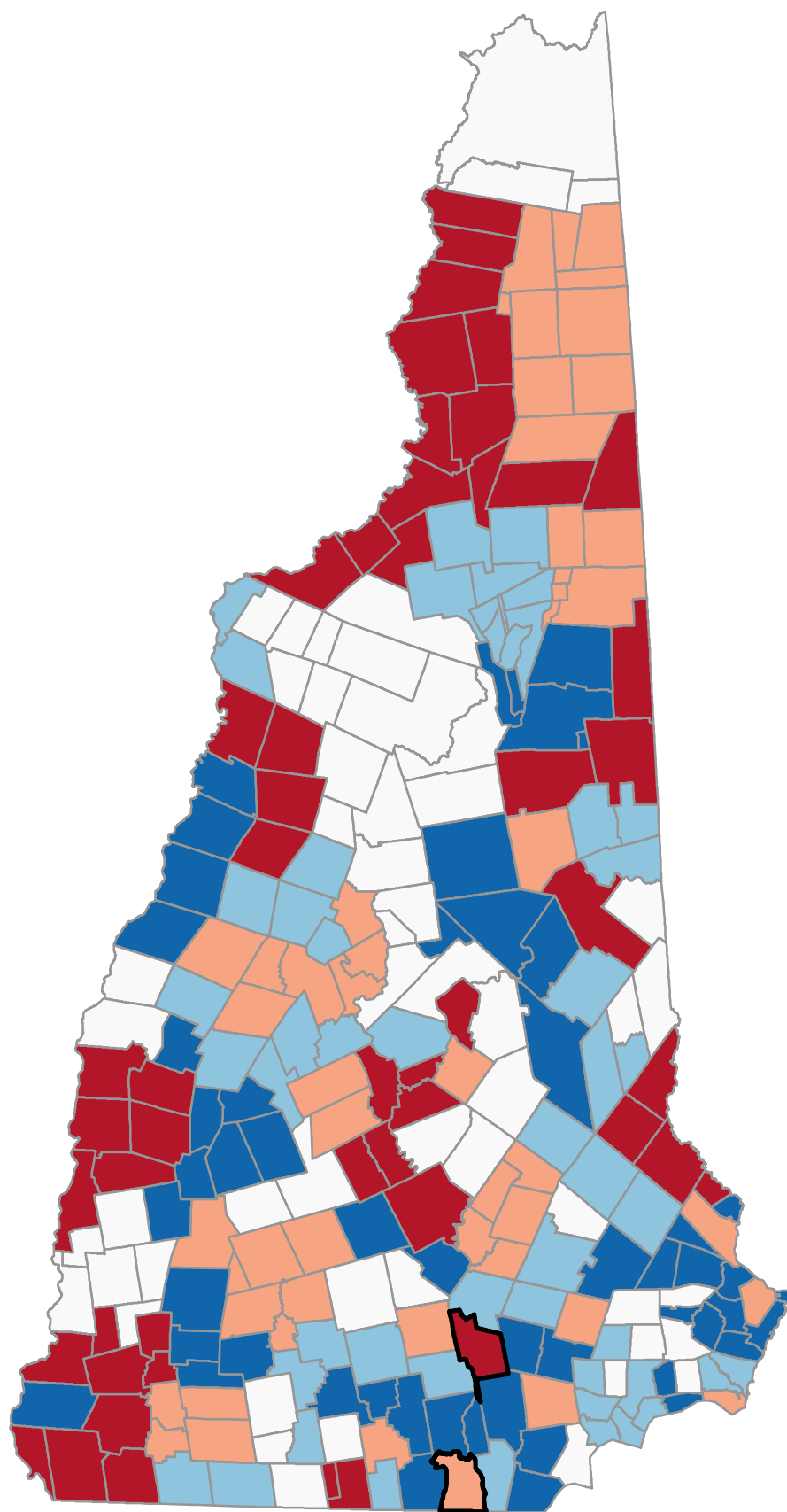
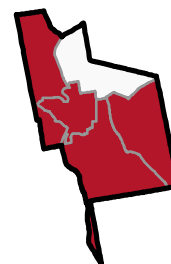


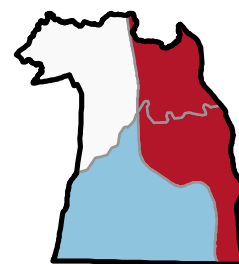
Percentage of Medicare Beneficiaries Age 65+ Years who Are Dually Eligible for Medicare and Medicaid



Neighborhood values
in NH cities



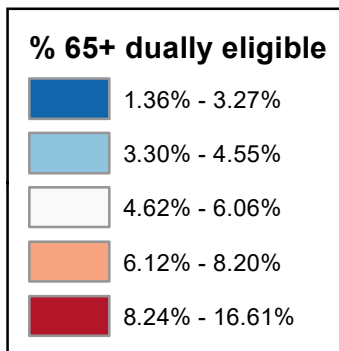
Manchester



Nashua

State Average: 6.63%

Source: CMS, 2020-2021



Percentage of Medicare Beneficiaries Age 65+ Years who Are Dually Eligible for Medicare and Medicaid

Acworth	5.51%	Dalton	15.51%	Haverhill	11.85%	Nelson	2.84%	South Hampton	1.88%	Manchester	
Albany	8.98%	Danbury	4.03%	Hebron	3.48%	New Boston	4.07%	Springfield	3.30%	Central Manchester	28.55%
Alexandria	6.76%	Danville	6.06%	Henniker	6.70%	New Castle	2.50%	Stark	11.66%	Manchester: West	8.36%
Allenstown	7.42%	Deerfield	3.63%	Hill	4.03%	New Durham	4.34%	Stewartstown	13.88%	Manchester: South	11.15%
Alstead	5.51%	Deering	6.85%	Hillsborough	6.85%	New Hampton	4.70%	Stoddard	2.84%	Manchester: North	5.59%
Alton	2.99%	Derry	7.66%	Hinsdale	9.17%	New Ipswich	5.19%	Stratford	3.58%	Manchester: East	9.57%
Amherst	1.78%	Dorchester	3.48%	Holderness	5.71%	New London	1.36%	Stratford	13.88%		
Andover	7.05%	Dover	8.15%	Hollis	1.93%	Newbury	2.61%	Stratham	2.27%	Nashua	
Antrim	6.20%	Dublin	6.12%	Hooksett	4.44%	Newfields	2.27%	Sugar Hill	4.65%	Nashua: Zip 03060	14.60%
Ashland	5.71%	Dummer	7.67%	Hopkinton	3.23%	Newington	3.07%	Sullivan	8.45%	Nashua: Zip 03062	4.02%
Atkinson	3.65%	Dunbarton	5.69%	Hudson	4.33%	Newmarket	4.80%	Sunapee	3.18%	Nashua: Zip 03063	5.62%
Auburn	2.49%	Durham	2.99%	Jackson	3.06%	Newport	11.50%	Surry	8.45%	Nashua: Zip 03064	8.31%
Barnstead	4.15%	East Kingston	1.88%	Jaffrey	7.00%	Newton	4.47%	Sutton	2.61%		
Barrington	3.87%	Easton	4.65%	Jefferson	3.31%	North Hampton	1.98%	Swanzy	9.02%		
Bartlett	3.06%	Eaton	3.54%	Keene	8.45%	Northfield	8.40%	Tamworth	7.92%		
Bath	3.81%	Effingham	5.23%	Kensington	5.55%	Northumberland	11.66%	Temple	3.80%	Unincorporated Places	
Bedford	4.34%	Ellsworth	5.74%	Kingston	3.67%	Northwood	5.61%	Thornton	5.03%	<i>Atkinson and Gilmanton</i>	
Belmont	7.62%	Enfield	4.55%	Laconia	9.97%	Nottingham	2.79%	Tilton	8.40%	<i>Academy Grant</i>	
Bennington	6.20%	Epping	5.58%	Lancaster	13.12%	Orange	7.59%	Troy	6.12%	<i>Bean's Grant</i>	
Benton	11.85%	Epsom	7.53%	Landaff	5.97%	Orford	2.61%	Tuftsboro	2.63%	<i>Bean's Purchase</i>	
Berlin	16.61%	Errol	7.67%	Langdon	5.51%	Ossipee	11.52%	Unity	11.50%	<i>Cambridge</i>	
Bethlehem	5.69%	Exeter	5.55%	Lebanon	6.04%	Pelham	3.04%	Wakefield	5.23%	<i>Chandler's Purchase</i>	
Boscawen	11.33%	Farmington	9.69%	Lee	3.27%	Pembroke	7.42%	Walpole	5.38%	<i>Crawford's Purchase</i>	
Bow	3.15%	Fitzwilliam	4.53%	Lempster	3.18%	Peterborough	4.87%	Warner	5.15%	<i>Cutt's Grant</i>	
Bradford	5.15%	Francestown	3.80%	Lincoln	5.69%	Piermont	2.61%	Warren	12.45%	<i>Dix's Grant</i>	
Brentwood	5.55%	Franconia	4.65%	Lisbon	5.97%	Pittsburg	6.00%	Washington	6.85%	<i>Dixville</i>	
Bridgewater	6.76%	Franklin	12.97%	Litchfield	2.85%	Pittsfield	6.57%	Waterville Valley	5.69%	<i>Erving's Location</i>	
Bristol	6.76%	Freedom	3.54%	Littleton	10.49%	Plainfield	6.04%	Weare	5.69%	<i>Green's Grant</i>	
Brookfield	5.35%	Fremont	4.30%	Londonderry	3.25%	Plaislow	3.79%	Webster	11.33%	<i>Hadley's Purchase</i>	
Brookline	3.45%	Gilford	4.92%	Loudon	5.41%	Plymouth	6.76%	Wentworth	12.45%	<i>Kilkenny</i>	
Campton	5.74%	Gilmanton	5.18%	Lyman	5.97%	Portsmouth	6.95%	Westmoreland	13.89%	<i>Livermore</i>	
Canaan	7.59%	Gilsum	5.51%	Lyme	2.61%	Randolph	3.31%	Whitefield	15.51%	<i>Low and Burbank's Grant</i>	
Candia	3.46%	Goffstown	8.20%	Lyndeborough	2.47%	Raymond	6.98%	Wilmot	3.30%	<i>Martin's Location</i>	
Canterbury	4.85%	Gorham	7.03%	Madbury	3.27%	Richmond	9.02%	Wilton	5.61%	<i>Millsfield</i>	
Carroll	3.31%	Goshen	3.18%	Madison	3.47%	Rindge	4.53%	Winchester	9.02%	<i>Odell</i>	
Center Harbor	2.67%	Grafton	7.59%	Manchester	12.34%	Rochester	10.58%	Windham	3.13%	<i>Pinkham's Grant</i>	
Charlestown	11.50%	Grantham	1.81%	Marlborough	6.12%	Rollinsford	3.22%	Windsor	6.85%	<i>Sargent's Purchase</i>	
Chatham	8.28%	Greenfield	3.80%	Marlow	5.51%	Roxbury	8.45%	Wolfeboro	4.45%	<i>Second College Grant</i>	
Chester	2.75%	Greenland	3.07%	Mason	8.24%	Rumney	3.48%	Woodstock	5.03%	<i>Success</i>	
Chesterfield	3.23%	Greenville	8.24%	Meredith	4.70%	Rye	2.32%			<i>Thompson and Meserves</i>	
Chichester	6.57%	Groton	3.48%	Merrimack	3.23%	Salem	4.62%			<i>Purchase</i>	
Claremont	11.50%	Hale's Location	3.06%	Middleton	4.34%	Salisbury	7.05%			<i>Wentworth's Location</i>	
Clarksville	6.00%	Hampstead	4.21%	Milan	7.67%	Sanbornton	4.03%				
Colebrook	13.88%	Hampton	3.89%	Milford	7.74%	Sandown	4.02%				
Columbia	13.88%	Hampton Falls	3.93%	Milton	8.34%	Sandwich	2.58%				
Concord	11.33%	Hancock	2.29%	Monroe	3.81%	Seabrook	6.64%				
Conway	8.28%	Hanover	2.38%	Mont Vernon	2.47%	Sharon	4.87%				
Cornish	11.50%	Harrisville	2.84%	Moultonborough	2.58%	Shelburne	7.03%				
Croydon	11.50%	Hart's Location	3.06%	Nashua	8.00%	Somersworth	9.55%				



Point32Health
Foundation

In partnership with
Harvard Pilgrim
Health Care
a Point32Health company

Percentage of Medicare Beneficiaries Age 65+ Years who Are Dually Eligible for Medicare and Medicaid (Ranked)

Berlin	16.61%	Dover	8.15%	Ashland	5.71%	Hudson	4.33%	Newington	3.07%	Manchester	
Dalton	15.51%	Nashua	8.00%	Holderness	5.71%	Fremont	4.30%	Bartlett	3.06%	Central Manchester	28.55%
Whitefield	15.51%	Tamworth	7.92%	Dunbarton	5.69%	Hampstead	4.21%	Hale's Location	3.06%	Manchester: South	11.15%
Westmoreland	13.89%	Milford	7.74%	Weare	5.69%	Barnstead	4.15%	Hart's Location	3.06%	Manchester: East	9.57%
Colebrook	13.88%	Dummer	7.67%	Bethlehem	5.69%	New Boston	4.07%	Jackson	3.06%	Manchester: West	8.36%
Columbia	13.88%	Errol	7.67%	Lincoln	5.69%	Danbury	4.03%	Pelham	3.04%	Manchester: North	5.59%
Stewartstown	13.88%	Milan	7.67%	Waterville Valley	5.69%	Hill	4.03%	Alton	2.99%		
Stratford	13.88%	Derry	7.66%	Wilton	5.61%	Sanbornton	4.03%	Durham	2.99%	Nashua	
Lancaster	13.12%	Belmont	7.62%	Northwood	5.61%	Sandown	4.02%	Litchfield	2.85%	Nashua: Zip 03060	14.60%
Franklin	12.97%	Canaan	7.59%	Epping	5.58%	Hampton Falls	3.93%	Harrisville	2.84%	Nashua: Zip 03064	8.31%
Warren	12.45%	Grafton	7.59%	Brentwood	5.55%	Hampton	3.89%	Nelson	2.84%	Nashua: Zip 03063	5.62%
Wentworth	12.45%	Orange	7.59%	Exeter	5.55%	Barrington	3.87%	Stoddard	2.84%	Nashua: Zip 03062	4.02%
Manchester	12.34%	Epsom	7.53%	Kensington	5.55%	Bath	3.81%	Nottingham	2.79%		
Benton	11.85%	Allenstown	7.42%	Acworth	5.51%	Monroe	3.81%	Chester	2.75%		
Haverhill	11.85%	Pembroke	7.42%	Alstead	5.51%	Francestown	3.80%	Center Harbor	2.67%		
Northumberland	11.66%	Andover	7.05%	Gilsum	5.51%	Greenfield	3.80%	Tuftonboro	2.63%		
Stark	11.66%	Salisbury	7.05%	Langdon	5.51%	Temple	3.80%	Newbury	2.61%	Unincorporated Places	
Ossipee	11.52%	Gorham	7.03%	Marlow	5.51%	Plaislow	3.79%	Sutton	2.61%	<i>Atkinson and Gilmanton</i>	
Charlestown	11.50%	Shelburne	7.03%	Loudon	5.41%	Kingston	3.67%	Lyme	2.61%	<i>Academy Grant</i>	
Claremont	11.50%	Jaffrey	7.00%	Walpole	5.38%	Atkinson	3.65%	Orford	2.61%	<i>Bean's Grant</i>	
Cornish	11.50%	Raymond	6.98%	Brookfield	5.35%	Deerfield	3.63%	Piermont	2.61%	<i>Bean's Purchase</i>	
Croydon	11.50%	Portsmouth	6.95%	Effingham	5.23%	Strafford	3.58%	Moultonborough	2.58%	<i>Cambridge</i>	
Newport	11.50%	Deering	6.85%	Wakefield	5.23%	Eaton	3.54%	North Hampton	2.58%	<i>Chandler's Purchase</i>	
Unity	11.50%	Hillsborough	6.85%	New Ipswich	5.19%	Freedom	3.54%	New Castle	2.50%	<i>Crawford's Purchase</i>	
Boscawen	11.33%	Washington	6.85%	Gilmanton	5.18%	Dorchester	3.48%	Auburn	2.49%	<i>Cutt's Grant</i>	
Concord	11.33%	Windsor	6.85%	Bradford	5.15%	Groton	3.48%	Lyndeborough	2.47%	<i>Dix's Grant</i>	
Webster	11.33%	Alexandria	6.76%	Warner	5.15%	Hebron	3.48%	Mont Vernon	2.47%	<i>Dixville</i>	
Rochester	10.58%	Bridgewater	6.76%	Thornton	5.03%	Rumney	3.48%	Hanover	2.38%	<i>Erving's Location</i>	
Littleton	10.49%	Bristol	6.76%	Woodstock	5.03%	Madison	3.47%	Rye	2.32%	<i>Green's Grant</i>	
Laconia	9.97%	Plymouth	6.76%	Gilford	4.92%	Candia	3.46%	Hancock	2.29%	<i>Hadley's Purchase</i>	
Farmington	9.69%	Henniker	6.70%	Peterborough	4.87%	Brookline	3.45%	Newfields	2.27%	<i>Kilkenny</i>	
Somersworth	9.55%	Seabrook	6.64%	Sharon	4.87%	Carroll	3.31%	Stratham	2.27%	<i>Livermore</i>	
Hinsdale	9.17%	Chichester	6.57%	Canterbury	4.85%	Jefferson	3.31%	North Hampton	1.98%	<i>Low and Burbank's Grant</i>	
Richmond	9.02%	Pittsfield	6.57%	Newmarket	4.80%	Randolph	3.31%	Hollis	1.93%	<i>Martin's Location</i>	
Swanzey	9.02%	Antrim	6.20%	Meredith	4.70%	Springfield	3.30%	East Kingston	1.88%	<i>Millsfield</i>	
Winchester	9.02%	Bennington	6.20%	New Hampton	4.70%	Wilmot	3.30%	South Hampton	1.88%	<i>Odell</i>	
Albany	8.98%	Dublin	6.12%	Easton	4.65%	Lee	3.27%	Grantham	1.81%	<i>Pinkham's Grant</i>	
Keene	8.45%	Marlborough	6.12%	Franconia	4.65%	Madbury	3.27%	Amherst	1.78%	<i>Sargent's Purchase</i>	
Roxbury	8.45%	Troy	6.12%	Sugar Hill	4.65%	Londonderry	3.25%	New London	1.36%	<i>Second College Grant</i>	
Sullivan	8.45%	Danville	6.06%	Salem	4.62%	Hopkinton	3.23%			<i>Success</i>	
Surry	8.45%	Lebanon	6.04%	Enfield	4.55%	Merrimack	3.23%			<i>Thompson and Meserves</i>	
Northfield	8.40%	Plainfield	6.04%	Fitzwilliam	4.53%	Chesterfield	3.23%			<i>Purchase</i>	
Tilton	8.40%	Clarksville	6.00%	Rindge	4.53%	Rollinsford	3.22%			<i>Wentworth's Location</i>	
Milton	8.34%	Pittsburg	6.00%	Newton	4.47%	Goshen	3.18%				
Chatham	8.28%	Landaff	5.97%	Wolfeboro	4.45%	Lempster	3.18%				
Conway	8.28%	Lisbon	5.97%	Hooksett	4.44%	Sunapee	3.18%				
Greenville	8.24%	Lyman	5.97%	Bedford	4.34%	Bow	3.15%				
Mason	8.24%	Campton	5.74%	Middleton	4.34%	Windham	3.13%				
Goffstown	8.20%	Ellsworth	5.74%	New Durham	4.34%	Greenland	3.07%				