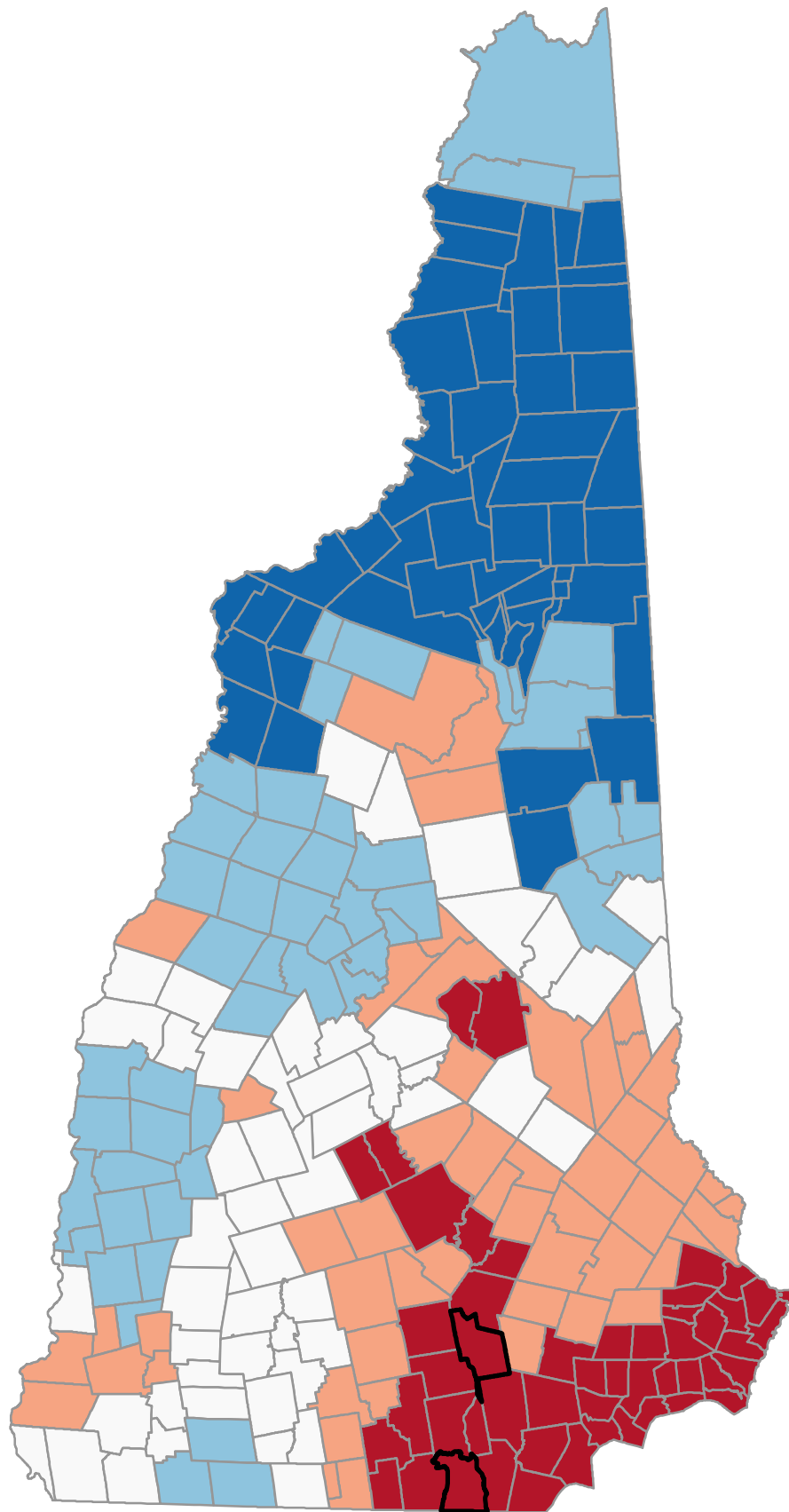
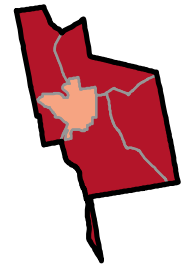


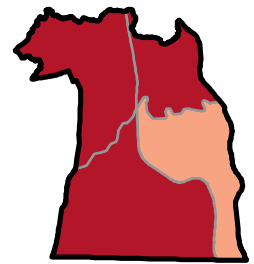
Annual Physician Visits by Medicare Beneficiaries Age 65+ Years



Neighborhood values
in NH cities



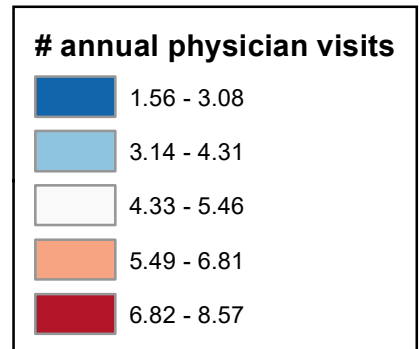
Manchester



Nashua

State Average: 6.13

Source: CMS, 2020-2021



Annual Physician Visits by Medicare Beneficiaries Age 65+ Years

Acworth	4.02	Dalton	2.62	Haverhill	2.50	Nelson	5.42	South Hampton	7.25	Manchester	
Albany	2.77	Danbury	5.14	Hebron	3.61	New Boston	6.56	Springfield	4.33	Central Manchester	5.97
Alexandria	4.15	Danville	6.88	Henniker	6.30	New Castle	7.93	Stark	1.99	Manchester: West	7.08
Allenstown	6.88	Deerfield	6.01	Hill	5.14	New Durham	5.75	Stewartstown	2.79	Manchester: South	7.04
Alstead	4.02	Deering	5.31	Hillsborough	5.31	New Hampton	5.81	Stoddard	5.42	Manchester: North	7.33
Alton	5.67	Derry	8.13	Hinsdale	5.38	New Ipswich	4.49	Stratford	5.79	Manchester: East	6.96
Amherst	7.01	Dorchester	3.61	Holderness	4.15	New London	5.49	Stratford	2.79		
Andover	5.17	Dover	6.55	Hollis	6.98	Newbury	5.00	Stratham	7.29	Nashua	
Antrim	4.73	Dublin	4.67	Hooksett	7.14	Newfields	7.29	Sugar Hill	3.53	Nashua: Zip 03060	6.59
Ashland	4.15	Dummer	2.03	Hopkinton	6.55	Newington	7.44	Sullivan	5.81	Nashua: Zip 03062	7.50
Atkinson	7.98	Dunbarton	6.08	Hudson	7.49	Newmarket	6.84	Sunapee	4.06	Nashua: Zip 03063	7.23
Auburn	6.69	Durham	7.18	Jackson	3.72	Newport	3.16	Surry	5.81	Nashua: Zip 03064	6.90
Barnstead	5.34	East Kingston	7.25	Jaffrey	4.28	Newton	7.02	Sutton	5.00		
Barrington	6.08	Easton	3.53	Jefferson	2.68	North Hampton	7.26	Swanzey	5.41		
Bartlett	3.72	Eaton	4.12	Keene	5.81	Northfield	5.38	Tamworth	2.93		
Bath	2.21	Effingham	5.36	Kensington	7.55	Northumberland	1.99	Temple	4.99		
Bedford	7.63	Ellsworth	3.79	Kingston	7.33	Northwood	5.90	Thornton	4.98	Unincorporated Places	
Belmont	6.46	Enfield	4.53	Laconia	6.96	Nottingham	6.81	Tilton	5.38	<i>Atkinson and Gilmanton</i>	
Bennington	4.73	Epping	6.24	Lancaster	2.09	Orange	4.31	Troy	4.67	<i>Academy Grant</i>	
Benton	2.50	Epsom	6.60	Landaff	2.82	Orford	4.24	Tuftsboro	4.42	<i>Bean's Grant</i>	
Berlin	1.56	Errol	2.03	Langdon	4.02	Ossipee	3.66	Unity	3.16	<i>Bean's Purchase</i>	
Bethlehem	3.05	Exeter	7.55	Lebanon	4.66	Pelham	7.77	Wakefield	5.36	<i>Cambridge</i>	
Boscawen	6.87	Farmington	5.56	Lee	5.76	Pembroke	6.88	Walpole	5.19	<i>Chandler's Purchase</i>	
Bow	6.68	Fitzwilliam	4.31	Lempster	4.06	Peterborough	5.26	Warner	4.83	<i>Crawford's Purchase</i>	
Bradford	4.83	Francestown	4.99	Lincoln	6.30	Piermont	4.24	Warren	3.14	<i>Cutt's Grant</i>	
Brentwood	7.55	Franconia	3.53	Lisbon	2.82	Pittsburg	3.27	Washington	5.31	<i>Dix's Grant</i>	
Bridgewater	4.15	Franklin	4.62	Litchfield	7.71	Pittsfield	5.57	Waterville Valley	6.30	<i>Dixville</i>	
Bristol	4.15	Freedom	4.12	Littleton	2.82	Plainfield	4.66	Weare	6.08	<i>Erving's Location</i>	
Brookfield	5.52	Fremont	6.84	Londonderry	8.22	Plaistow	7.58	Webster	6.87	<i>Green's Grant</i>	
Brookline	6.82	Gilford	7.09	Loudon	6.15	Plymouth	4.15	Wentworth	3.14	<i>Hadley's Purchase</i>	
Campton	3.79	Gilmanton	5.46	Lyman	2.82	Portsmouth	7.43	Westmoreland	5.77	<i>Kilkenny</i>	
Canaan	4.31	Gilsom	4.02	Lyme	4.24	Randolph	2.68	Whitefield	2.62	<i>Livermore</i>	
Candia	6.50	Goffstown	6.89	Lyndeborough	6.05	Raymond	6.21	Wilmot	4.33	<i>Low and Burbank's Grant</i>	
Canterbury	6.52	Gorham	1.94	Madbury	5.76	Richmond	5.41	Wilton	6.33	<i>Martin's Location</i>	
Carroll	2.68	Goshen	4.06	Madison	3.42	Rindge	4.31	Winchester	5.41	<i>Millsfield</i>	
Center Harbor	6.19	Grafton	4.31	Manchester	6.93	Rochester	6.18	Windham	8.25	<i>Odell</i>	
Charlestown	3.16	Grantham	4.90	Marlborough	4.67	Rollinsford	6.81	Windsor	5.31	<i>Pinkham's Grant</i>	
Chatham	3.08	Greenfield	4.99	Marlow	4.02	Roxbury	5.81	Wolfeboro	4.35	<i>Sargent's Purchase</i>	
Chester	7.72	Greenland	7.44	Mason	5.81	Rumney	3.61	Woodstock	4.98	<i>Second College Grant</i>	
Chesterfield	5.72	Greenville	5.81	Meredith	5.81	Rye	7.66			<i>Success</i>	
Chichester	5.57	Groton	3.61	Merrimack	7.34	Salem	7.72			<i>Thompson and Meserves</i>	
Claremont	3.16	Hale's Location	3.72	Middleton	5.75	Salisbury	5.17			<i>Purchase</i>	
Clarksville	3.27	Hampstead	8.57	Milan	2.03	Sanbornton	5.14			<i>Wentworth's Location</i>	
Colebrook	2.79	Hampton	7.57	Milford	7.74	Sandown	8.07				
Columbia	2.79	Hampton Falls	7.39	Milton	5.72	Sandwich	5.35				
Concord	6.87	Hancock	4.38	Monroe	2.21	Seabrook	7.44				
Conway	3.08	Hanover	5.55	Mont Vernon	6.05	Sharon	5.26				
Cornish	3.16	Harrisville	5.42	Moultonborough	5.35	Shelburne	1.94				
Croydon	3.16	Hart's Location	3.72	Nashua	7.11	Somersworth	6.25				



Point32Health
Foundation

In partnership with
Harvard Pilgrim
Health Care
a Point32Health company

Annual Physician Visits by Medicare Beneficiaries Age 65+ Years (Ranked)

Hampstead	8.57	Fremont	6.84	Farmington	5.56	Enfield	4.53	Charlestown	3.16	Manchester	
Windham	8.25	Brookline	6.82	Hanover	5.55	New Ipswich	4.49	Claremont	3.16	Manchester: North	7.33
Londonderry	8.22	Nottingham	6.81	Brookfield	5.52	Tuftonboro	4.42	Cornish	3.16	Manchester: West	7.08
Derry	8.13	Rollinsford	6.81	New London	5.49	Hancock	4.38	Croydon	3.16	Manchester: South	7.04
Sandown	8.07	Auburn	6.69	Gilmanton	5.46	Wolfeboro	4.35	Newport	3.16	Manchester: East	6.96
Atkinson	7.98	Bow	6.68	Harrisville	5.42	Springfield	4.33	Unity	3.16	Central Manchester	5.97
New Castle	7.93	Epsom	6.60	Nelson	5.42	Wilmot	4.33	Warren	3.14		
Pelham	7.77	New Boston	6.56	Stoddard	5.42	Canaan	4.31	Wentworth	3.14	Nashua	
Milford	7.74	Dover	6.55	Richmond	5.41	Grafton	4.31	Chatham	3.08	Nashua: Zip 03062	7.50
Chester	7.72	Hopkinton	6.55	Swanzey	5.41	Orange	4.31	Conway	3.08	Nashua: Zip 03063	7.23
Salem	7.72	Canterbury	6.52	Winchester	5.41	Fitzwilliam	4.31	Bethlehem	3.05	Nashua: Zip 03064	6.90
Litchfield	7.71	Candia	6.50	Northfield	5.38	Rindge	4.31	Tamworth	2.93	Nashua: Zip 03060	6.59
Rye	7.66	Belmont	6.46	Tilton	5.38	Jaffrey	4.28	Littleton	2.82		
Bedford	7.63	Wilton	6.33	Hinsdale	5.38	Lyme	4.24	Landaff	2.82		
Plaistow	7.58	Lincoln	6.30	Effingham	5.36	Orford	4.24	Lisbon	2.82		
Hampton	7.57	Waterville Valley	6.30	Wakefield	5.36	Piermont	4.24	Lyman	2.82		
Brentwood	7.55	Henniker	6.30	Moultonborough	5.35	Ashland	4.15	Colebrook	2.79	Unincorporated Places	
Exeter	7.55	Somersworth	6.25	Sandwich	5.35	Holderness	4.15	Columbia	2.79	<i>Atkinson and Gilmanton</i>	
Kensington	7.55	Epping	6.24	Barnstead	5.34	Alexandria	4.15	Stewartstown	2.79	<i>Academy Grant</i>	
Hudson	7.49	Raymond	6.21	Deering	5.31	Bridgewater	4.15	Stratford	2.79	<i>Bean's Grant</i>	
Greenland	7.44	Center Harbor	6.19	Hillsborough	5.31	Bristol	4.15	Albany	2.77	<i>Bean's Purchase</i>	
Newington	7.44	Rochester	6.18	Washington	5.31	Plymouth	4.15	Carroll	2.68	<i>Cambridge</i>	
Seabrook	7.44	Loudon	6.15	Windsor	5.31	Eaton	4.12	Errol	2.68	<i>Chandler's Purchase</i>	
Portsmouth	7.43	Barrington	6.08	Peterborough	5.26	Freedom	4.12	Randolph	2.68	<i>Crawford's Purchase</i>	
Hampton Falls	7.39	Dunbarton	6.08	Sharon	5.26	Goshen	4.06	Dalton	2.62	<i>Cutt's Grant</i>	
Merrimack	7.34	Weare	6.08	Walpole	5.19	Lempster	4.06	Whitefield	2.62	<i>Dix's Grant</i>	
Kingston	7.33	Lyndeborough	6.05	Andover	5.17	Sunapee	4.06	Benton	2.50	<i>Dixville</i>	
Newfields	7.29	Mont Vernon	6.05	Salisbury	5.17	Acworth	4.02	Haverhill	2.50	<i>Erving's Location</i>	
Stratham	7.29	Deerfield	6.01	Danbury	5.14	Alstead	4.02	Bath	2.21	<i>Green's Grant</i>	
North Hampton	7.26	Northwood	5.90	Hill	5.14	Gilsum	4.02	Monroe	2.21	<i>Hadley's Purchase</i>	
East Kingston	7.25	Keene	5.81	Sanbornton	5.14	Langdon	4.02	Lancaster	2.09	<i>Kilkenny</i>	
South Hampton	7.25	Roxbury	5.81	Newbury	5.00	Marlow	4.02	Dummer	2.03	<i>Livermore</i>	
Durham	7.18	Sullivan	5.81	Sutton	5.00	Campton	3.79	Errol	2.03	<i>Low and Burbank's Grant</i>	
Hooksett	7.14	Surry	5.81	Francestown	4.99	Ellsworth	3.79	Milan	2.03	<i>Martin's Location</i>	
Nashua	7.11	Meredith	5.81	Greenfield	4.99	Bartlett	3.72	Northumberland	1.99	<i>Millsfield</i>	
Gilford	7.09	New Hampton	5.81	Temple	4.99	Hale's Location	3.72	Stark	1.99	<i>Odell</i>	
Newton	7.02	Greenville	5.81	Thornton	4.98	Hart's Location	3.72	Gorham	1.94	<i>Pinkham's Grant</i>	
Amherst	7.01	Mason	5.81	Woodstock	4.98	Jackson	3.72	Shelburne	1.94	<i>Sargent's Purchase</i>	
Hollis	6.98	Strafford	5.79	Grantham	4.90	Ossipee	3.66	Berlin	1.56	<i>Second College Grant</i>	
Laconia	6.96	Westmoreland	5.77	Bradford	4.83	Dorchester	3.61			<i>Success</i>	
Manchester	6.93	Lee	5.76	Warner	4.83	Groton	3.61			<i>Thompson and Meserves</i>	
Goffstown	6.89	Madbury	5.76	Antrim	4.73	Hebron	3.61			<i>Purchase</i>	
Danville	6.88	Middleton	5.75	Bennington	4.73	Rumney	3.61			<i>Wentworth's Location</i>	
Allenstown	6.88	New Durham	5.75	Dublin	4.67	Easton	3.53				
Pembroke	6.88	Chesterfield	5.72	Marlborough	4.67	Franconia	3.53				
Boscawen	6.87	Milton	5.72	Troy	4.67	Sugar Hill	3.53				
Concord	6.87	Alton	5.67	Lebanon	4.66	Madison	3.42				
Webster	6.87	Chichester	5.57	Plainfield	4.66	Clarksville	3.27				
Newmarket	6.84	Pittsfield	5.57	Franklin	4.62	Pittsboro	3.27				

Questions ? Beth.Dugan@umb.edu