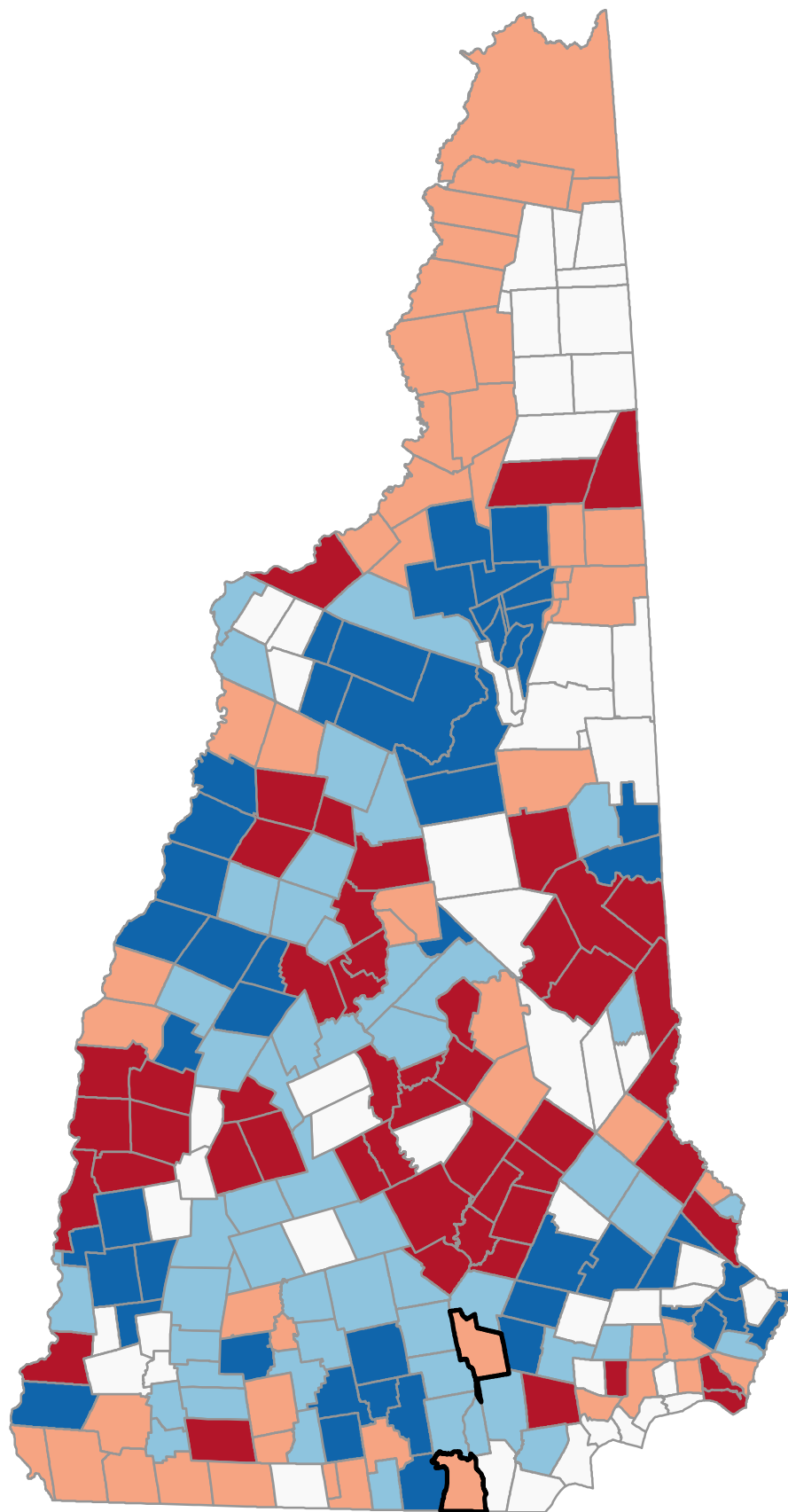
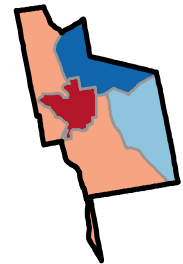


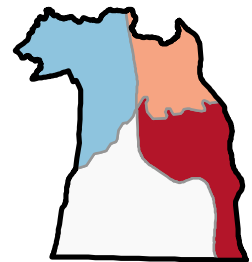
Annual Emergency Room Visits per 1,000 Medicare Beneficiaries Age 65+ Years



Neighborhood values
in NH cities



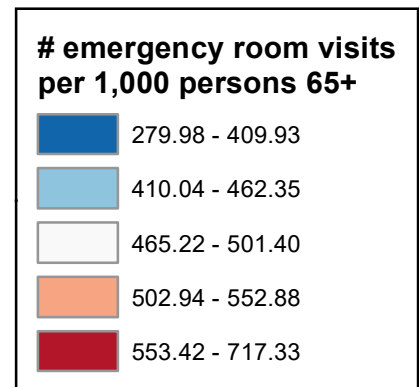
Manchester



Nashua

State Average: 507.88

Source: CMS, 2020-2021



Annual Emergency Room Visits per 1,000 Medicare Beneficiaries Age 65+ Years

Acworth	361.27	Dalton	548.57	Haverhill	536.67	Nelson	424.37	South Hampton	480.58	Manchester	
Albany	529.33	Danbury	446.05	Hebron	440.34	New Boston	310.07	Springfield	460.00	Central Manchester	717.33
Alexandria	626.01	Danville	582.56	Henniker	484.39	New Castle	378.41	Stark	517.66	Manchester: West	503.33
Allenstown	553.42	Deerfield	372.48	Hill	446.05	New Durham	477.54	Stewartstown	540.49	Manchester: South	505.57
Alstead	361.27	Deering	448.94	Hillsborough	448.94	New Hampton	444.03	Stoddard	424.37	Manchester: North	406.64
Alton	491.41	Derry	596.98	Hinsdale	550.85	New Ipswich	489.84	Stratford	411.81	Manchester: East	418.10
Amherst	336.72	Dorchester	440.34	Holderness	503.03	New London	556.92	Stratford	540.49		
Andover	492.15	Dover	576.83	Hollis	344.18	Newbury	656.67	Stratham	409.93	Nashua	
Antrim	543.20	Dublin	414.01	Hooksett	411.14	Newfields	409.93	Sugar Hill	397.49	Nashua: Zip 03060	660.88
Ashland	503.03	Dummer	479.82	Hopkinton	424.76	Newington	387.21	Sullivan	493.58	Nashua: Zip 03062	499.65
Atkinson	467.17	Dunbarton	443.87	Hudson	498.77	Newmarket	489.75	Sunapee	496.65	Nashua: Zip 03063	447.10
Auburn	279.98	Durham	499.54	Jackson	492.46	Newport	593.78	Surry	493.58	Nashua: Zip 03064	548.53
Barnstead	604.98	East Kingston	480.58	Jaffrey	559.88	Newton	483.74	Sutton	656.67		
Barrington	452.26	Easton	397.49	Jefferson	378.65	North Hampton	441.14	Swanzy	533.98		
Bartlett	492.46	Eaton	387.76	Keene	493.58	Northfield	604.27	Tamworth	555.89		
Bath	458.80	Effingham	557.58	Kensington	504.82	Northumberland	517.66	Temple	425.45	Unincorporated Places	
Bedford	410.04	Ellsworth	557.49	Kingston	520.72	Northwood	485.37	Thornton	462.35	<i>Atkinson and Gilmanton</i>	
Belmont	587.58	Enfield	455.78	Laconia	674.14	Nottingham	396.34	Tilton	604.27	<i>Academy Grant</i>	
Bennington	543.20	Epping	501.40	Lancaster	538.33	Orange	359.18	Troy	414.01	<i>Bean's Grant</i>	
Benton	536.67	Epsom	576.24	Landaff	474.11	Orford	347.69	Tuftsboro	561.95	<i>Bean's Purchase</i>	
Berlin	714.69	Errol	479.82	Langdon	361.27	Ossipee	613.87	Unity	593.78	<i>Cambridge</i>	
Bethlehem	416.25	Exeter	504.82	Lebanon	547.21	Pelham	484.06	Wakefield	557.58	<i>Chandler's Purchase</i>	
Boscawen	675.34	Farmington	539.07	Lee	384.64	Pembroke	553.42	Walpole	455.53	<i>Crawford's Purchase</i>	
Bow	567.70	Fitzwilliam	552.88	Lempster	496.65	Peterborough	517.70	Warner	432.59	<i>Cutt's Grant</i>	
Bradford	432.59	Francestown	425.45	Lincoln	403.07	Piermont	347.69	Warren	712.19	<i>Dix's Grant</i>	
Brentwood	504.82	Franconia	397.49	Lisbon	474.11	Pittsburg	540.68	Washington	448.94	<i>Dixville</i>	
Bridgewater	626.01	Franklin	656.34	Litchfield	443.84	Pittsfield	604.06	Waterville Valley	403.07	<i>Erving's Location</i>	
Bristol	626.01	Freedom	387.76	Littleton	608.46	Plainfield	547.21	Weare	443.87	<i>Green's Grant</i>	
Brookfield	454.81	Fremont	421.02	Londonderry	418.69	Plaislow	494.72	Webster	675.34	<i>Hadley's Purchase</i>	
Brookline	411.38	Gilford	552.24	Loudon	568.52	Plymouth	626.01	Wentworth	712.19	<i>Kilkenny</i>	
Campton	557.49	Gilmanton	502.94	Lyman	474.11	Portsmouth	493.95	Westmoreland	591.04	<i>Livermore</i>	
Canaan	359.18	Gilsom	361.27	Lyme	347.69	Randolph	378.65	Whitefield	548.57	<i>Low and Burbank's Grant</i>	
Candia	403.14	Goffstown	425.61	Lyndeborough	362.92	Raymond	465.22	Wilmot	460.00	<i>Martin's Location</i>	
Canterbury	484.57	Gorham	530.36	Madbury	384.64	Richmond	533.98	Wilton	387.86	<i>Millsfield</i>	
Carroll	378.65	Goshen	496.65	Madison	430.17	Rindge	552.88	Winchester	533.98	<i>Odell</i>	
Center Harbor	382.04	Grafton	359.18	Manchester	506.97	Rochester	649.45	Windham	455.17	<i>Pinkham's Grant</i>	
Charlestown	593.78	Grantham	385.52	Marlborough	414.01	Rollinsford	437.55	Windsor	448.94	<i>Sargent's Purchase</i>	
Chatham	479.57	Greenfield	425.45	Marlow	361.27	Roxbury	493.58	Wolfeboro	555.47	<i>Second College Grant</i>	
Chester	440.66	Greenland	387.21	Mason	513.09	Rumney	440.34	Woodstock	462.35	<i>Success</i>	
Chesterfield	390.12	Greenville	513.09	Meredith	444.03	Rye	387.37			<i>Thompson and Meserves</i>	
Chichester	604.06	Groton	440.34	Merrimack	440.94	Salem	478.75			<i>Purchase</i>	
Claremont	593.78	Hale's Location	492.46	Middleton	477.54	Salisbury	492.15			<i>Wentworth's Location</i>	
Clarksville	540.68	Hampstead	504.49	Milan	479.82	Sanbornton	446.05				
Colebrook	540.49	Hampton	517.88	Milford	525.59	Sandown	472.11				
Columbia	540.49	Hampton Falls	584.02	Milton	589.10	Sandwich	482.12				
Concord	675.34	Hancock	395.42	Monroe	458.80	Seabrook	686.28				
Conway	479.57	Hanover	296.07	Mont Vernon	362.92	Sharon	517.70				
Cornish	593.78	Harrisville	424.37	Moultonborough	482.12	Shelburne	530.36				
Croydon	593.78	Hart's Location	492.46	Nashua	540.28	Somersworth	525.32				



Point32Health
Foundation

In partnership with
Harvard Pilgrim
Health Care
a Point32Health company

Annual Emergency Room Visits per 1,000 Medicare Beneficiaries Age 65+ Years (Ranked)

Berlin	714.69	Pembroke	553.42	Goshen	496.65	Windham	455.17	Easton	397.49	Manchester	
Warren	712.19	Fitzwilliam	552.88	Lempster	496.65	Brookfield	454.81	Franconia	397.49	Central Manchester	717.33
Wentworth	712.19	Rindge	552.88	Sunapee	496.65	Barrington	452.26	Sugar Hill	397.49	Manchester: South	505.57
Seabrook	686.28	Gilford	552.24	Plaistow	494.72	Deering	448.94	Nottingham	396.34	Manchester: West	503.33
Boscawen	675.34	Hinsdale	550.85	Portsmouth	493.95	Hillsborough	448.94	Hancock	395.42	Manchester: East	418.10
Concord	675.34	Dalton	548.57	Keene	493.58	Washington	448.94	Chesterfield	390.12	Manchester: North	406.64
Webster	675.34	Whitefield	548.57	Roxbury	493.58	Windsor	448.94	Wilton	387.86		
Laconia	674.14	Lebanon	547.21	Sullivan	493.58	Danbury	446.05	Eaton	387.76	Nashua	
Newbury	656.67	Plainfield	547.21	Surry	493.58	Hill	446.05	Freedom	387.76	Nashua: Zip 03060	660.88
Sutton	656.67	Antrim	543.20	Bartlett	492.46	Sanbornton	446.05	Rye	387.37	Nashua: Zip 03064	548.53
Franklin	656.34	Bennington	543.20	Hale's Location	492.46	Meredith	444.03	Greenland	387.21	Nashua: Zip 03062	499.65
Rochester	649.45	Clarksville	540.68	Hart's Location	492.46	New Hampton	444.03	Newington	387.21	Nashua: Zip 03063	447.10
Alexandria	626.01	Pittsburg	540.68	Jackson	492.46	Dunbarton	443.87	Grantham	385.52		
Bridgewater	626.01	Colebrook	540.49	Andover	492.15	Weare	443.87	Lee	384.64		
Bristol	626.01	Columbia	540.49	Salisbury	492.15	Litchfield	443.84	Madbury	384.64		
Plymouth	626.01	Stewartstown	540.49	Alton	491.41	North Hampton	441.14	Center Harbor	382.04		
Ossipee	613.87	Strafford	540.49	New Ipswich	489.84	Merrimack	440.94	Carroll	378.65	Unincorporated Places	
Littleton	608.46	Nashua	540.28	Newmarket	489.75	Chester	440.66	Jefferson	378.65	<i>Atkinson and Gilmanton</i>	
Barnstead	604.98	Farmington	539.07	Northwood	485.37	Dorchester	440.34	Randolph	378.65	<i>Academy Grant</i>	
Northfield	604.27	Lancaster	538.33	Canterbury	484.57	Groton	440.34	New Castle	378.41	<i>Bean's Grant</i>	
Tilton	604.27	Benton	536.67	Henniker	484.39	Hebron	440.34	Deerfield	372.48	<i>Bean's Purchase</i>	
Chichester	604.06	Haverhill	536.67	Pelham	484.06	Rumney	440.34	Lyndeborough	362.92	<i>Cambridge</i>	
Pittsfield	604.06	Richmond	533.98	Newton	483.74	Rollinsford	437.55	Orford	362.92	<i>Chandler's Purchase</i>	
Derry	596.98	Swanzey	533.98	Moultonborough	482.12	Bradford	432.59	Acworth	361.27	<i>Crawford's Purchase</i>	
Charlestown	593.78	Winchester	533.98	Sandwich	482.12	Warner	432.59	Alstead	361.27	<i>Cutt's Grant</i>	
Claremont	593.78	Gorham	530.36	East Kingston	480.58	Madison	430.17	Gilsum	361.27	<i>Dix's Grant</i>	
Cornish	593.78	Shelburne	530.36	South Hampton	480.58	Goffstown	425.61	Langdon	361.27	<i>Dixville</i>	
Croydon	593.78	Albany	529.33	Dummer	479.82	Francestown	425.45	Marlow	361.27	<i>Erving's Location</i>	
Newport	593.78	Milford	525.59	Errol	479.82	Greenfield	425.45	Canaan	359.18	<i>Green's Grant</i>	
Unity	593.78	Somersworth	525.32	Milan	479.82	Temple	425.45	Grafton	359.18	<i>Hadley's Purchase</i>	
Westmoreland	591.04	Kingston	520.72	Chatham	479.57	Hopkinton	424.76	Orange	359.18	<i>Kilkenny</i>	
Milton	589.10	Hampton	517.88	Conway	479.57	Harrisville	424.37	Lyme	347.69	<i>Livermore</i>	
Belmont	587.58	Peterborough	517.70	Salem	478.75	Nelson	424.37	Orford	347.69	<i>Low and Burbank's Grant</i>	
Hampton Falls	584.02	Sharon	517.70	Middleton	477.54	Stoddard	424.37	Piermont	347.69	<i>Martin's Location</i>	
Danville	582.56	Northumberland	517.66	New Durham	477.54	Fremont	421.02	Hollis	344.18	<i>Millsfield</i>	
Dover	576.83	Stark	517.66	Landaff	474.11	Londonderry	418.69	Amherst	336.72	<i>Odell</i>	
Epsom	576.24	Greenville	513.09	Lisbon	474.11	Bethlehem	416.25	New Boston	310.07	<i>Pinkham's Grant</i>	
Loudon	568.52	Mason	513.09	Lyman	474.11	Dublin	414.01	Hanover	296.07	<i>Sargent's Purchase</i>	
Bow	567.70	Manchester	506.97	Sandown	472.11	Marlborough	414.01	Auburn	279.98	<i>Second College Grant</i>	
Tuftonboro	561.95	Brentwood	504.82	Atkinson	467.17	Troy	414.01			<i>Success</i>	
Jaffrey	559.88	Exeter	504.82	Raymond	465.22	Strafford	411.81			<i>Thompson and Meserves</i>	
Effingham	557.58	Kensington	504.82	Thornton	462.35	Brookline	411.38			<i>Purchase</i>	
Wakefield	557.58	Hampstead	504.49	Woodstock	462.35	Hooksett	411.14			<i>Wentworth's Location</i>	
Campton	557.49	Ashland	503.03	Springfield	460.00	Bedford	410.04				
Ellsworth	557.49	Holderness	503.03	Wilmot	460.00	Newfields	409.93				
New London	556.92	Gilmanton	502.94	Bath	458.80	Stratham	409.93				
Tamworth	555.89	Epping	501.40	Monroe	458.80	Candia	403.14				
Wolfeboro	555.47	Durham	499.54	Enfield	455.78	Lincoln	403.07				
Allenstown	553.42	Hudson	498.77	Walpole	455.53	Waterville Valley	403.07				

Questions ? Beth.Dugan@umb.edu