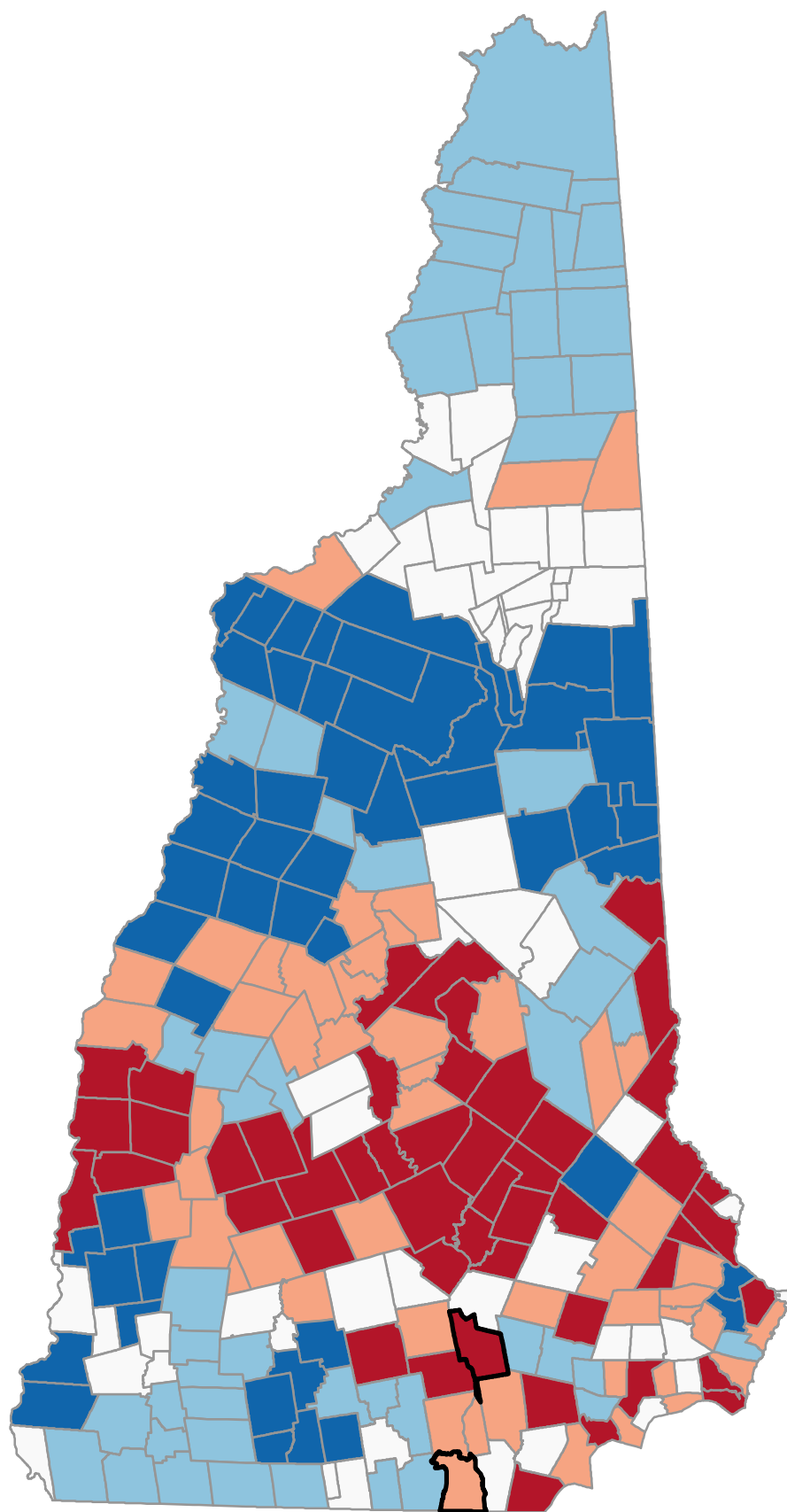
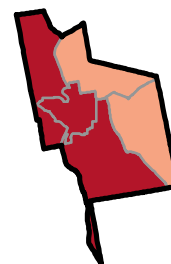


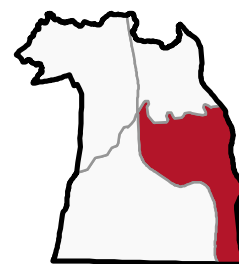
Home Health Visits per Year by Medicare Beneficiaries Age 65+ Years



Neighborhood values
in NH cities



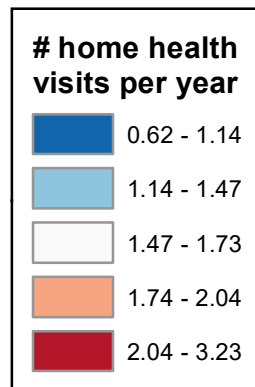
Manchester



Nashua

State Average: 1.87

Source: CMS, 2020-2021



Home Health Visits per Year by Medicare Beneficiaries Age 65+ Years

Acworth	0.86	Dalton	1.52	Haverhill	1.42	Nelson	1.17	South Hampton	1.88	Manchester	
Albany	1.47	Danbury	1.75	Hebron	0.95	New Boston	2.06	Springfield	1.30	Central Manchester	2.67
Alexandria	1.98	Danville	1.76	Henniker	2.29	New Castle	1.68	Stark	1.66	Manchester: West	3.37
Allenstown	2.36	Deerfield	1.66	Hill	1.75	New Durham	1.76	Stewartstown	1.20	Manchester: South	2.41
Alstead	0.86	Deering	1.98	Hillsborough	1.98	New Hampton	2.19	Stoddard	1.17	Manchester: North	1.81
Alton	1.38	Derry	2.21	Hinsdale	1.53	New Ipswich	1.18	Stratford	1.11	Manchester: East	2.03
Amherst	1.17	Dorchester	0.95	Holderness	2.03	New London	1.43	Stratford	1.20		
Andover	1.72	Dover	2.41	Hollis	1.29	Newbury	2.52	Stratham	2.00	Nashua	
Antrim	1.69	Dublin	1.23	Hooksett	1.59	Newfields	2.00	Sugar Hill	0.70	Nashua: Zip 03060	2.06
Ashland	2.03	Dummer	1.47	Hopkinton	1.88	Newington	1.00	Sullivan	1.47	Nashua: Zip 03062	1.71
Atkinson	2.04	Dunbarton	1.48	Hudson	1.67	Newmarket	1.82	Sunapee	1.89	Nashua: Zip 03063	1.50
Auburn	1.19	Durham	1.78	Jackson	1.07	Newport	2.44	Surry	1.47	Nashua: Zip 03064	1.54
Barnstead	2.53	East Kingston	1.88	Jaffrey	1.45	Newton	1.66	Sutton	2.52		
Barrington	2.04	Easton	0.70	Jefferson	1.70	North Hampton	1.42	Swanzy	1.28		
Bartlett	1.07	Eaton	0.93	Keene	1.47	Northfield	1.83	Tamworth	1.02		
Bath	0.62	Effingham	2.71	Kensington	1.69	Northumberland	1.66	Temple	1.05		
Bedford	2.07	Ellsworth	1.20	Kingston	2.08	Northwood	2.39	Thornton	1.01	Unincorporated Places	
Belmont	2.52	Enfield	0.91	Laconia	2.10	Nottingham	1.84	Tilton	1.83	<i>Atkinson and Gilmanton</i>	
Bennington	1.69	Epping	1.97	Lancaster	1.18	Orange	2.00	Troy	1.23	<i>Academy Grant</i>	
Benton	1.42	Epsom	2.74	Landaff	0.65	Orford	0.91	Tuftonboro	1.68	<i>Bean's Grant</i>	
Berlin	1.92	Errol	1.47	Langdon	0.86	Ossipee	1.39	Unity	2.44	<i>Bean's Purchase</i>	
Bethlehem	1.07	Exeter	1.69	Lebanon	1.82	Pelham	2.32	Wakefield	2.71	<i>Cambridge</i>	
Boscawen	3.23	Farmington	1.66	Lee	2.12	Pembroke	2.36	Walpole	1.55	<i>Chandler's Purchase</i>	
Bow	2.87	Fitzwilliam	1.40	Lempster	1.89	Peterborough	1.14	Warner	2.45	<i>Crawford's Purchase</i>	
Bradford	2.45	Francestown	1.05	Lincoln	0.90	Piermont	0.91	Warren	1.13	<i>Cutt's Grant</i>	
Brentwood	1.69	Franconia	0.70	Lisbon	0.65	Pittsburg	1.19	Washington	1.98	<i>Dix's Grant</i>	
Bridgewater	1.98	Franklin	2.57	Litchfield	1.89	Pittsfield	2.90	Waterville Valley	0.90	<i>Dixville</i>	
Bristol	1.98	Freedom	0.93	Littleton	1.93	Plainfield	1.82	Weare	1.48	<i>Erving's Location</i>	
Brookfield	1.40	Fremont	1.63	Londonderry	1.96	Plaistow	1.76	Webster	3.23	<i>Green's Grant</i>	
Brookline	1.28	Gilford	1.83	Loudon	2.93	Plymouth	1.98	Wentworth	1.13	<i>Hadley's Purchase</i>	
Campton	1.20	Gilmanton	2.31	Lyman	0.65	Portsmouth	2.23	Westmoreland	1.09	<i>Kilkenny</i>	
Canaan	2.00	Gilsun	0.86	Lyme	0.91	Randolph	1.70	Whitefield	1.52	<i>Livermore</i>	
Candia	2.04	Goffstown	2.04	Lyndeborough	1.33	Raymond	2.18	Wilmot	1.30	<i>Low and Burbank's Grant</i>	
Canterbury	2.17	Gorham	1.67	Madbury	2.12	Richmond	1.28	Wilton	1.09	<i>Martin's Location</i>	
Carroll	1.70	Goshen	1.89	Madison	1.13	Rindge	1.40	Winchester	1.28	<i>Millsfield</i>	
Center Harbor	1.71	Grafton	2.00	Manchester	2.49	Rochester	2.13	Windham	1.71	<i>Odell</i>	
Charlestown	2.44	Grantham	1.33	Marlborough	1.23	Rollinsford	1.70	Windsor	1.98	<i>Pinkham's Grant</i>	
Chatham	1.11	Greenfield	1.05	Marlow	0.86	Roxbury	1.47	Wolfeboro	1.31	<i>Sargent's Purchase</i>	
Chester	1.30	Greenland	1.00	Mason	1.73	Rumney	0.95	Woodstock	1.01	<i>Second College Grant</i>	
Chesterfield	0.99	Greenville	1.73	Meredith	2.19	Rye	1.86			<i>Success</i>	
Chichester	2.90	Groton	0.95	Merrimack	1.74	Salem	2.02			<i>Thompson and Meserves</i>	
Claremont	2.44	Hale's Location	1.07	Middleton	1.76	Salisbury	1.72			<i>Purchase</i>	
Clarksville	1.19	Hampstead	1.39	Milan	1.47	Sanbornton	1.75			<i>Wentworth's Location</i>	
Colebrook	1.20	Hampton	2.00	Milford	1.66	Sandown	1.42				
Columbia	1.20	Hampton Falls	2.21	Milton	2.49	Sandwich	1.51				
Concord	3.23	Hancock	1.14	Monroe	0.62	Seabrook	2.17				
Conway	1.11	Hanover	1.09	Mont Vernon	1.33	Sharon	1.14				
Cornish	2.44	Harrisville	1.17	Moultonborough	1.51	Shelburne	1.67				
Croydon	2.44	Hart's Location	1.07	Nashua	1.74	Somersworth	2.07				



Point32Health
Foundation

In partnership with
Harvard Pilgrim
Health Care
a Point32Health company

Home Health Visits per Year by Medicare Beneficiaries Age 65+ Years (Ranked)

Boscawen	3.23	Goffstown	2.04	Greenville	1.73	Haverhill	1.42	Bethlehem	1.07	Manchester	
Concord	3.23	Barrington	2.04	Mason	1.73	Fitzwilliam	1.40	Bartlett	1.07	Manchester: West	3.37
Webster	3.23	Candia	2.04	Andover	1.72	Rindge	1.40	Hale's Location	1.07	Central Manchester	2.67
Loudon	2.93	Ashland	2.03	Salisbury	1.72	Brookfield	1.40	Hart's Location	1.07	Manchester: South	2.41
Chichester	2.90	Holderness	2.03	Center Harbor	1.71	Ossipee	1.39	Jackson	1.07	Manchester: East	2.03
Pittsfield	2.90	Salem	2.02	Windham	1.71	Hampstead	1.39	Francestown	1.05	Manchester: North	1.81
Bow	2.87	Hampton	2.00	Carroll	1.70	Alton	1.38	Greenfield	1.05		
Epsom	2.74	Canaan	2.00	Jefferson	1.70	Grantham	1.33	Temple	1.05	Nashua	
Effingham	2.71	Grafton	2.00	Randolph	1.70	Lyndeborough	1.33	Tamworth	1.02	Nashua: Zip 03060	2.06
Wakefield	2.71	Orange	2.00	Rollinsford	1.70	Mont Vernon	1.33	Thornton	1.01	Nashua: Zip 03062	1.71
Franklin	2.57	Newfields	2.00	Brentwood	1.69	Wolfeboro	1.31	Woodstock	1.01	Nashua: Zip 03064	1.54
Barnstead	2.53	Stratham	2.00	Exeter	1.69	Chester	1.30	Greenland	1.00	Nashua: Zip 03063	1.50
Newbury	2.52	Deering	1.98	Kensington	1.69	Springfield	1.30	Newington	1.00		
Sutton	2.52	Hillsborough	1.98	Antrim	1.69	Wilnot	1.30	Chesterfield	0.99		
Belmont	2.52	Washington	1.98	Bennington	1.69	Hollis	1.29	Dorchester	0.95		
Milton	2.49	Windsor	1.98	New Castle	1.68	Brookline	1.28	Groton	0.95		
Manchester	2.49	Alexandria	1.98	Tuftonboro	1.68	Richmond	1.28	Hebron	0.95	Unincorporated Places	
Bradford	2.45	Bridgewater	1.98	Hudson	1.67	Swanzey	1.28	Rumney	0.95	<i>Atkinson and Gilmanton</i>	
Warner	2.45	Bristol	1.98	Gorham	1.67	Winchester	1.28	Eaton	0.93	<i>Academy Grant</i>	
Charlestown	2.44	Plymouth	1.98	Shelburne	1.67	Dublin	1.23	Freedom	0.93	<i>Bean's Grant</i>	
Claremont	2.44	Epping	1.97	Farmington	1.66	Marlborough	1.23	Lyme	0.91	<i>Bean's Purchase</i>	
Cornish	2.44	Londonderry	1.96	Newton	1.66	Troy	1.23	Orford	0.91	<i>Cambridge</i>	
Croydon	2.44	Littleton	1.93	Deerfield	1.66	Campton	1.20	Franconia	0.91	<i>Chandler's Purchase</i>	
Newport	2.44	Berlin	1.92	Northumberland	1.66	Ellsworth	1.20	Enfield	0.91	<i>Crawford's Purchase</i>	
Unity	2.44	Litchfield	1.89	Stark	1.66	Colebrook	1.20	Lincoln	0.90	<i>Cutt's Grant</i>	
Dover	2.41	Goshen	1.89	Milford	1.66	Columbia	1.20	Waterville Valley	0.90	<i>Dix's Grant</i>	
Northwood	2.39	Lempster	1.89	Fremont	1.63	Stewartstown	1.20	Acworth	0.86	<i>Dixville</i>	
Allenstown	2.36	Sunapee	1.89	Hooksett	1.59	Stratford	1.20	Alstead	0.86	<i>Erving's Location</i>	
Pembroke	2.36	East Kingston	1.88	Walpole	1.55	Clarksville	1.19	Gilsum	0.86	<i>Green's Grant</i>	
Pelham	2.32	South Hampton	1.88	Hinsdale	1.53	Pittsburg	1.19	Langdon	0.86	<i>Hadley's Purchase</i>	
Gilmanton	2.31	Hopkinton	1.88	Dalton	1.52	Auburn	1.19	Marlow	0.86	<i>Kilkenny</i>	
Henniker	2.29	Rye	1.86	Whitefield	1.52	New Ipswich	1.18	Easton	0.70	<i>Livermore</i>	
Portsmouth	2.23	Nottingham	1.84	Moultonborough	1.51	Lancaster	1.18	Franconia	0.70	<i>Low and Burbank's Grant</i>	
Derry	2.21	Northfield	1.83	Sandwich	1.51	Harrisville	1.17	Sugar Hill	0.70	<i>Martin's Location</i>	
Hampton Falls	2.21	Tilton	1.83	Dunbarton	1.48	Nelson	1.17	Landaff	0.65	<i>Millsfield</i>	
Meredith	2.19	Gilford	1.83	Weare	1.48	Stoddard	1.17	Lisbon	0.65	<i>Odell</i>	
New Hampton	2.19	Newmarket	1.82	Keene	1.47	Amherst	1.17	Lyman	0.65	<i>Pinkham's Grant</i>	
Raymond	2.18	Lebanon	1.82	Roxbury	1.47	Hancock	1.14	Bath	0.62	<i>Sargent's Purchase</i>	
Seabrook	2.17	Plainfield	1.82	Sullivan	1.47	Peterborough	1.14	Monroe	0.62	<i>Second College Grant</i>	
Canterbury	2.17	Durham	1.78	Surry	1.47	Sharon	1.14			<i>Success</i>	
Rochester	2.13	Danville	1.76	Dummer	1.47	Warren	1.13			<i>Thompson and Meserves</i>	
Lee	2.12	Middleton	1.76	Errol	1.47	Wentworth	1.13			<i>Purchase</i>	
Madbury	2.12	New Durham	1.76	Milan	1.47	Madison	1.13			<i>Wentworth's Location</i>	
Laconia	2.10	Plaistow	1.76	Albany	1.47	Chatham	1.11				
Kingston	2.08	Danbury	1.75	Jaffrey	1.45	Conway	1.11				
Somersworth	2.07	Hill	1.75	New London	1.43	Strafford	1.11				
Bedford	2.07	Sanbornton	1.75	North Hampton	1.42	Hanover	1.09				
New Boston	2.06	Merrimack	1.74	Sandown	1.42	Westmoreland	1.09				
Atkinson	2.04	Nashua	1.74	Benton	1.42	Wilton	1.09				

Questions ? Beth.Dugan@umb.edu